

Bathmood

Mirage Design Furniture



MIRAGE[®]
INSPIRING BETTER LIVING

> index

lavabi
washbasins

HOME design

> DELIGHT	117
> EASE	118
> FREEDOM	119
> GLAD	120
> GLAMOUR	122
> GLEE	123
> HAPPINESS	124
> JOY	126
> WISH	128
> WONDER	130

specchi
mirrors

> BLISS	136
---------	-----

piatti doccia
shower trays

> APPEAL	138
----------	-----

pensili - sedute
wall units - seats

> BALANCE	139
> FUN	139
> SMART	140
> STAY	140

HO.RE.CA design

> GLAD HO.RE.CA	132
> JOY HO.RE.CA	134

Bathmood

Mirage Design Furniture

I campioni fotografati servono a dare un'idea indicativa del prodotto,
colori e strutture non hanno nessun valore impegnativo.

The samples photographed are intended to give an approximate idea of the product;
the colours and textures shown are not binding.

MIRAGE[®]
INSPIRING BETTER LIVING

> more than furniture

Con il progetto Bathmood, Mirage® esplora le potenzialità del grès porcellanato per offrire soluzioni di interior design perfettamente coordinabili con pavimenti e rivestimenti.

Linee essenziali e prestazioni tecniche d'eccellenza per applicazioni destinate a differenti tipologie di ambienti, sia in ambito residenziale che commerciale.

> EN

With the Bathmood project, Mirage® explores further possibilities of porcelain stoneware to offer interior design solutions that can be perfectly coordinated with floors and coverings.

Essential lines and excellent technical qualities for applications for different types of environment, both residential and commercial.

> DE

Mit dem Projekt Bathmood erkundet Mirage® die Ausdrucksmöglichkeiten von Feinsteinzeug, um Lösungen für die Innenarchitektur zu bieten, die sich perfekt auf Bodenbeläge und Wandverkleidungen abstimmen lassen.

Puristische Schlichtheit und ausgezeichnete technische Leistung für Anwendungen in verschiedenen Kontexten, sowohl im privaten als auch im gewerblichen Bereich.

> FR

Avec le projet Bathmood, Mirage® explore les potentialités du grès cérame pour offrir des solutions de design d'intérieur parfaitement coordonnables avec les sols et les revêtements.

Des lignes essentielles et des prestations techniques d'excellence pour des applications destinées à différentes typologies d'espace, dans un cadre résidentiel ou commercial.

> 中國

通过Bathmood系列, Mirage®探索了瓷质砖的表现潜力, 以提供可与地砖和墙砖完美搭配的室内设计解决方案。

简洁、简约的线条以及出色的技术性能, 可满足住宅和商业领域不同类型环境的应用需求。

lavabi
washbasins



specchi
mirrors



> a complete range

Bathmood prevede una ricca selezione di lavabi da appoggio o freestanding, piatti doccia, specchi, mobili contenitori e sedute, tutti combinabili tra loro e disponibili in molteplici dimensioni.

Un programma flessibile ed in continua evoluzione, dove le molteplici possibilità di configurazione generano composizioni praticamente infinite e soluzioni specifiche per ogni esigenza.

> EN

Bathmood offers a rich selection of leaning or freestanding washbasins, shower trays, mirrors, container furnitures and seats, all combinable between them and available in several sizes.

A flexible and continuously evolving programme, in which the multiple configuration possibilities generate practically infinite compositions and solutions specific for each need.

> DE

Bathmood umfasst eine reiche Auswahl an Aufsatz- oder freistehenden Waschbecken, Duschwannen, Spiegeln, Schränken und Sitzmöbeln, die alle miteinander kombiniert werden können und in verschiedenen Größen erhältlich sind.

Ein flexibles und sich ständig weiterentwickelndes Programm, bei dem die vielfältigen Konfigurationsmöglichkeiten praktisch unendliche Kompositionen und spezifische Lösungen für jeden Bedarf erlauben.

> FR

Bathmood prévoit une riche sélection de lavabos à poser ou autoportants, de receveurs de douche, de miroirs, de meubles de rangement et d'assise, tous combinables entre eux et disponibles en nombreuses dimensions.

Un programme flexible et en constante évolution, où les nombreuses possibilités de configuration génèrent des compositions pratiquement infinies et des solutions spécifiques pour toutes les exigences.

> 中國

Bathmood系列提供多种多样的台上盥洗盆或独立式盥洗盆、淋浴盘、镜子、储物柜和座椅，它们可以相互组合使用，并具有多种尺寸。这个灵活且不断发展的系列，配置变化多端，可进行几乎无限的组合和具体的解决方案，满足任何需求。

4

piatti doccia
shower trays



pensili -sedute
wall units - seats



5

> endless possibilities

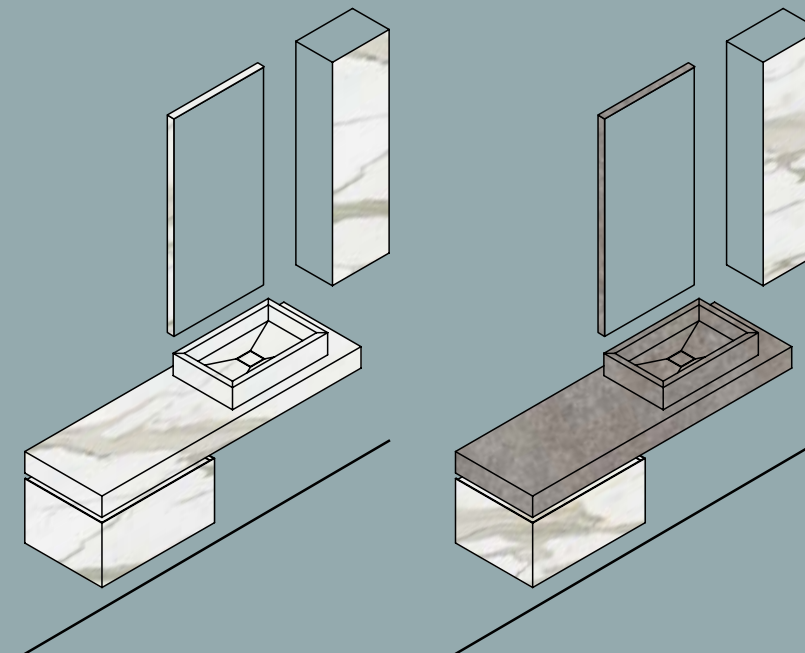
Una articolata gamma di colori, effetti e superfici, in grado di assecondare i gusti e le esigenze estetiche più diverse attraverso abbinamenti coordinati o contrasti mix&match.

> EN
A structured range of colours, effects and finishes, able to satisfy the most varied tastes and aesthetic needs through coordinated combinations or mix&match contrasts.

> DE
Eine umfassende Palette von Farben, Effekten und Oberflächen abgerundet, die durch koordinierte Kombinationen oder Mix&Match-Kontraste die unterschiedlichsten Vorlieben und ästhetischen Bedürfnisse erfüllen.

> FR
Une gamme complète de couleurs, d'effets et de surfaces, en mesure de satisfaire les goûts et les exigences esthétiques les plus diverses à travers des assortiments coordonnés ou des contrastes mix&match.

> 中國
丰富多样的颜色、效果和表面处理，可增强功能性设计，通过协调的组合或精致的混搭，可以满足最多样化的品味和审美需求。



> safe, hygienic, unique

Bathmood significa anche tutela del nostro benessere.

Il grès porcellanato Mirage è infatti un materiale salubre e sicuro, grazie alle caratteristiche proprie del prodotto e al suo ciclo di lavorazione.

Facile da pulire e anallergico, garantisce elevatissimi standard di igiene in quanto ostacola la proliferazione di batteri e non rilascia sostanze nocive per la salute (VOC Free).



Facile da pulire
Easy to clean



Non contiene allergeni
Does not contain Allergens



Inospitale per batteri
Hostile to bacteria



Non emette VOC
It does not release VOCs

> EN

Bathmood also means safeguarding our wellbeing. Mirage porcelain stoneware is, in fact, a healthy and safe material, thanks to the product's inherent characteristics and its processing cycle.

Easy to clean and hypoallergenic, it guarantees the highest standards of hygiene as it blocks the proliferation of bacteria and doesn't release substances harmful to health (VOC Free).

> DE

Bathmood bedeutet aber auch, unser Wohlbefinden zu schützen. Das Feinsteinzeug von Mirage ist nämlich, dank der besonderen Eigenschaften des Produkts und seines Verarbeitungszyklus, ein gesundes und sicheres Material. Es ist leicht zu reinigen und hypoallergen und garantiert sehr hohe Hygienestandards, da es die Vermehrung von Bakterien hemmt und keine gesundheitsschädlichen Stoffe freisetzt (VOC-frei).

> FR

Bathmood signifie également la protection de notre bien-être. Le grès cérame Mirage est en effet un matériau sain et sûr, grâce aux caractéristiques propres du produit et à son cycle de fabrication.

Facile à nettoyer et anallergique, il garantit des standards d'hygiène très élevés du fait qu'il empêche la prolifération des bactéries et n'émet pas de substances nocives pour la santé (VOC Free).

> 中國

Bathmood系列还意味着保护我们的健康和环境。由于产品的特性及其加工周期，Mirage瓷质砖实际上是一种健康安全材料。该系列的产品易清洁、防过敏，可确保最高的卫生标准，因为它可阻止细菌繁殖，并且不会释放有害健康的物质（不含挥发性有机化合物）。

> HOME design

Un'ampia gamma di prodotti combinabili tra loro, progettati per soddisfare le esigenze personali e per trasformare il bagno in una vera e propria oasi di comfort e stile.

Bathmood HOME Design permette di creare un ambiente unico e personalizzato .

> EN

A wide range of products that can be combined with one another, design to meet particular needs and to turn the bathroom into an authentic oasis of style and comfort.

Bathmood HOME Design allows you to create a unique, custom setting.

> DE

Eine breite Palette von Produkten, die miteinander kombiniert werden können, um persönliche Bedürfnisse zu erfüllen und das Badezimmer in eine wahre Oase des Komforts und des Stils zu verwandeln.

Bathmood HOME Design ermöglicht es Ihnen, ein einzigartiges und persönliches Umfeld zu schaffen.

> FR

Une vaste gamme de produits pouvant s'assortir entre eux, conçus pour satisfaire les exigences personnelles et pour transformer la salle de bains en une véritable oasis de confort et de style.

Bathmood HOME Design permet de créer un espace unique et personnalisé.

> 中國

产品种类繁多，可相互组合，旨在满足个人需求，将浴室打造成真正的舒适和时尚环境。

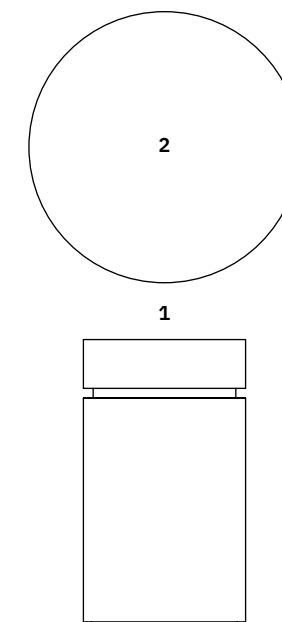
Bathmood HOME Design 允许您创建一个独特且个性化的环境，其中每个元素都可以选择以满足客户的需求和愿望。



> DELIGHT

**Lavabo ad appoggio freestanding
con finitura essenza legno,
anta apribile DX/SX**

Freestanding washbasin with wood finish,
right/left side door opening



1 > DELIGHT DLQ50R

2 > BLISS MR090

FINITURE IMMAGINE | PICTURE FINISHES



1 > JEWELS Raymi JW 16 LUC



1 > Rovere Termotrattato | Heat-treated oak finish

**Colorazione soggetta a variazione cromatica,
caratteristica di pregio del legno naturale**

Coloring is subjected to chromatic variation; this is a feature
of high-quality natural wood

Ogni elemento della composizione può essere acquistato singolarmente o in abbinamento e personalizzato con i prodotti Mirage®.
Each element of the composition can be purchased individually or to match, and can be produced with all the Mirage®.



14



15

> DELIGHT

FINITURE IMMAGINE | PICTURE FINISHES

DELIGHT > **JEWELS** Raymi **JW 16** LUC
Rovere Termotrattato | Heat-treated oak

Floor > **SILVERLAKE** Orsi **SK 06** NAT SQ
600x600 | 24"x24" - ± 9 mm
150x600 | 6"x24" - ± 9 mm

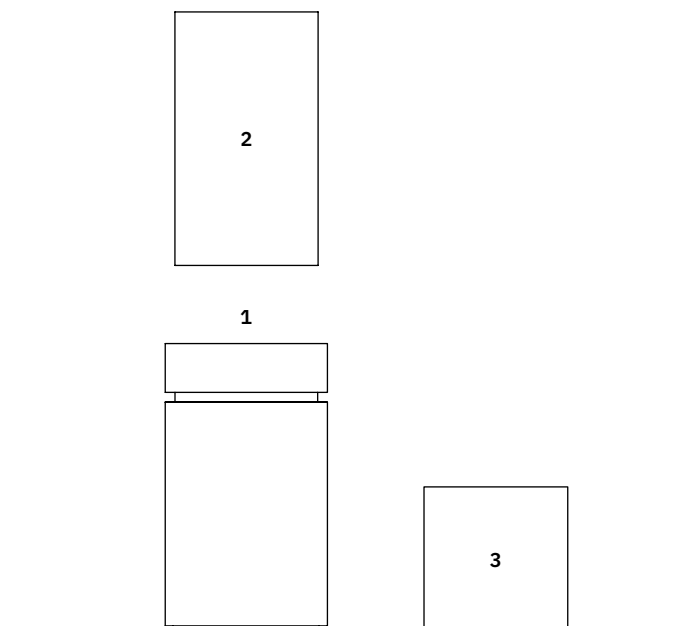
Wall > **JEWELS** Raymi **JW 16** LUC SQ
1200x2780 | 48"x110" ± 6 mm



> DELIGHT GRES

Lavabo ad appoggio freestanding, vano interno con ripiano ed anta apribile DX/SX

Freestanding washbasin, internal compartment with shelf and right/left side door opening




FINITURE IMMAGINE | PICTURE FINISHES

1 > DELIGHT DLQ50G

2 > BLISS MR4590

3 > STAY STQ40



1 > VICEVERSA Cocco VV 01 SP



2 > VICEVERSA Cocco VV 01 SP




3 > VICEVERSA Cocco VV 01 SP

Ogni elemento della composizione può essere acquistato singolarmente o in abbinamento e personalizzato con i prodotti Mirage®.
Each element of the composition can be purchased individually or to match, and can be produced with all the Mirage®.



18



19

FINITURE IMMAGINE | PICTURE FINISHES

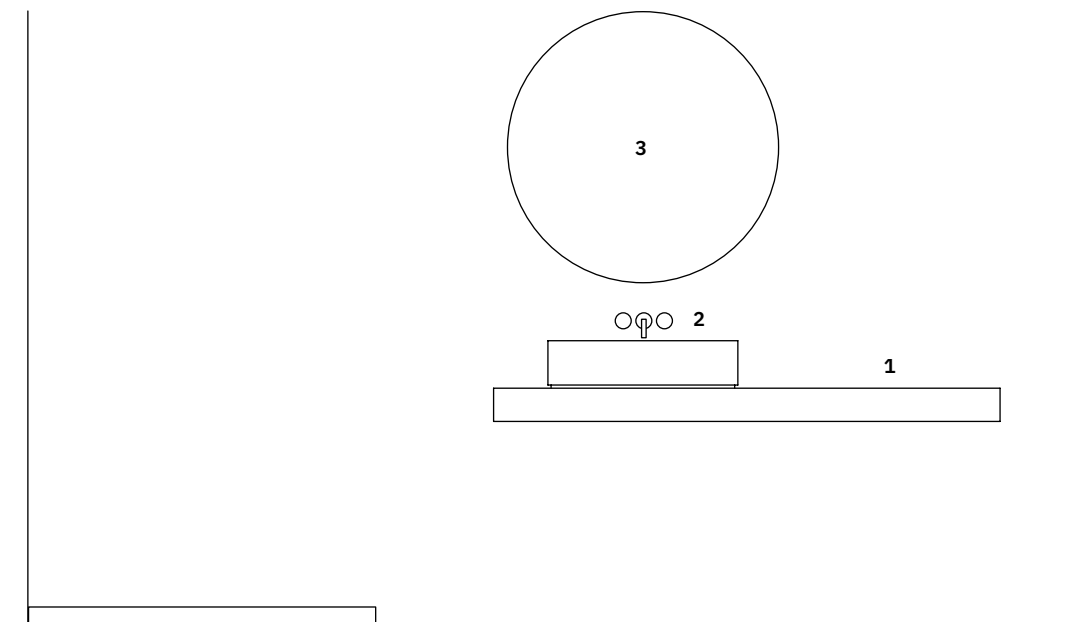
- DELIGHT** > VICEVERSA Cocco VV 01 SP
- BLISS** > VICEVERSA Cocco VV 01 SP
- STAY** > VICEVERSA Cocco VV 01 SP
- Floor** > VICEVERSA Cortecchia VV 08 SP SQ
1200x1200 | 48"x48" ± 9 mm
- Wall** > VICEVERSA Cocco VV 01 SP SQ
1200x2780 | 48"x110" ± 6 mm

> DELIGHT
GRES



> EASE

Top scatolare in essenza legno
Wooden box-shaped countertop



FINITURE IMMAGINE | PICTURE FINISHES

1 > EASE ES150

2 > HAPPINESS HP60L

3 > BLISS MR090



1 > **Legno essenza quercia** | Oak wood finish

Colorazione soggetta a variazione cromatica, caratteristica di pregio del legno naturale

Coloring is subjected to chromatic variation; this is a feature of high-quality natural wood



2 > **LEMMY** Afterglow LY 05 SP

Ogni elemento della composizione può essere acquistato singolarmente o in abbinamento e personalizzato con i prodotti Mirage®.
Each element of the composition can be purchased individually or to match, and can be produced with all the Mirage®.



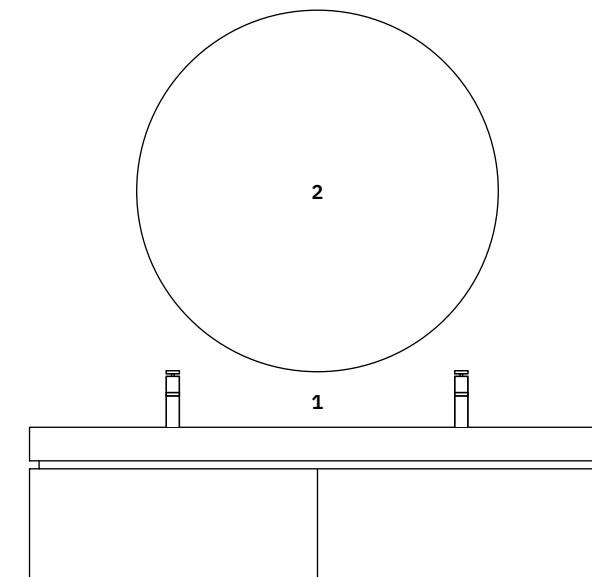
> EASE

FINITURE IMMAGINE | PICTURE FINISHES

- EASE** > Oak wood finish
- HAPPINESS** > **LEMMY** Afterglow **LY 05** SP
- Floor** > **LEMMY** King **LY 09** SP SQ
600x1200 | 24"x48" ± 9 mm
- Wall** > **LEMMY** Afterglow **LY 05** SP SQ
1200x2780 | 48"x110" ± 6 mm

> FREEDOM


Monoblocco con lavabo integrato
Vanity unit with built-in washbasin




FINITURE IMMAGINE | PICTURE FINISHES

1 > **FREEDOM** FRD180

2 > **BLISS** MRØ110




1 > **NYUMA** Torching NY 03 SP



2 > **NYUMA** Torching NY 03 SP

Ogni elemento della composizione può essere acquistato singolarmente o in abbinamento e personalizzato con i prodotti Mirage®.
Each element of the composition can be purchased individually or to match, and can be produced with all the Mirage®.



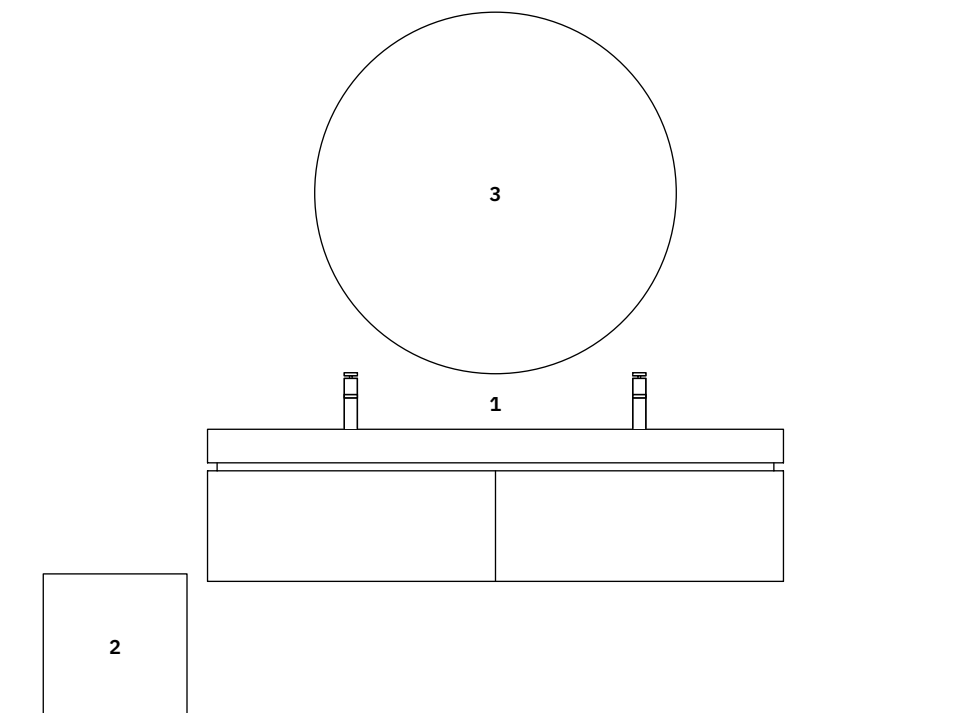
> FREEDOM

FINITURE IMMAGINE | PICTURE FINISHES

- FREEDOM** > **NYUMA** Torching **NY 03** SP
- Floor** > **NYUMA** Shotcrete **NY 06** NAT SQ
800x800 | 31½"x31½" ± 9 mm
- Wall** > **NYUMA** Torching **NY 03** SP SQ
1200x2780 | 48"x110" ± 6 mm

> FREEDOM

Monoblocco con lavabo integrato
Vanity unit with built-in washbasin



FINITURE IMMAGINE | PICTURE FINISHES

1 > **FREEDOM** FRD180

2 > **STAY** STQ40

3 > **BLISS** MR0110



1 > **ELYSIAN** Gris Catalan **EY 04** SP




2 > **CLAY** Karma **CL 08** SP

Ogni elemento della composizione può essere acquistato singolarmente o in abbinamento e personalizzato con i prodotti Mirage®.
Each element of the composition can be purchased individually or to match, and can be produced with all the Mirage®.



> FREEDOM



30

31

FINITURE IMMAGINE | PICTURE FINISHES

FREEDOM > **ELYSIAN** Gris Catalan **EY 04** SP

STAY > **CLAY** Karma **CL 08** SP

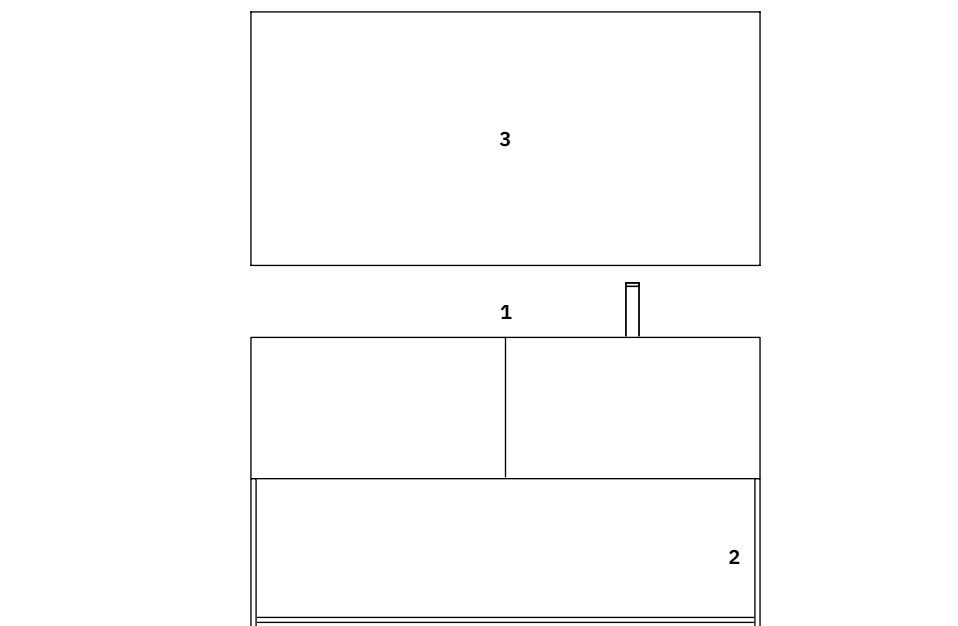
Floor > **NORR** Hav **RR 06** NAT SQ
1200x1200 | 48"x48" ± 9 mm

Wall > **ELYSIAN** Gris Catalan **EY 04** SP SQ
1200x2780 | 48"x110" ± 6 mm

> GLAD

Monoblocco con lavabo integrato

Vanity unit with built-in washbasin



FINITURE IMMAGINE | PICTURE FINISHES

1 > GLAD GD140D

2 > BASE IN ACCIAIO INOX | PAINTED STAINLESS STEEL BASE GDS140

3 > BLISS MR14072



1 > MÔTLEY Monterey MT 02 SP



2 > MÔTLEY Monterey MT 02 SP

Ogni elemento della composizione può essere acquistato singolarmente o in abbinamento e personalizzato con i prodotti Mirage®.
Each element of the composition can be purchased individually or to match, and can be produced with all the Mirage®.

34



Bathmood
HOME design



35

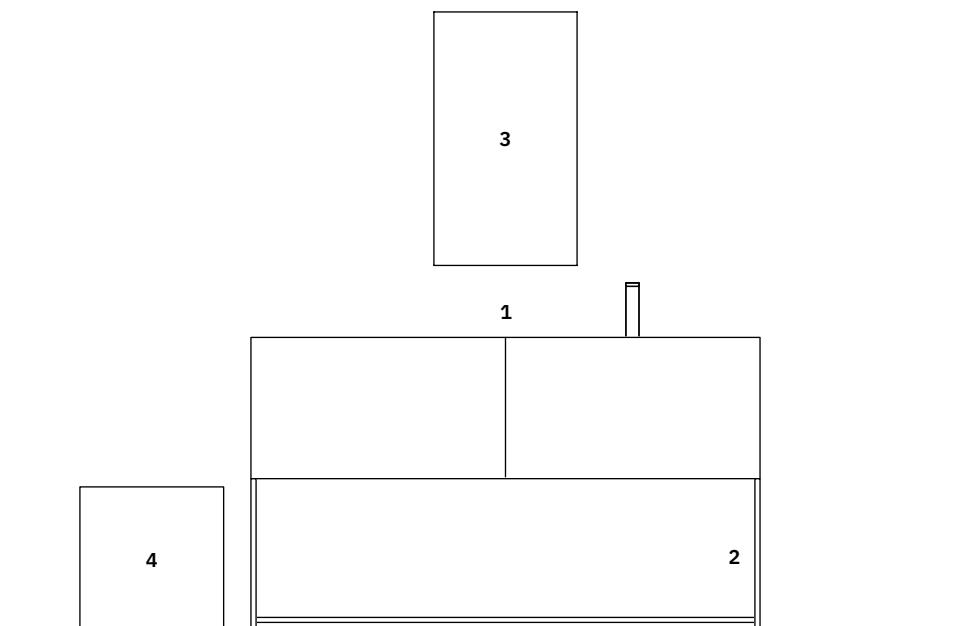
> GLAD

FINITURE IMMAGINE | PICTURE FINISHES

- GLAD** > MÔTLEY Monterey MT 02 SP
- Floor** > MÔTLEY Monterey MT 02 SP SQ
1200x1200 | 48"x48" ± 9 mm
- Wall** > MÔTLEY Monterey MT 02 SP SQ
1200x2780 | 48"x110" ± 6 mm

> GLAD

Monoblocco con lavabo integrato
Vanity unit with built-in washbasin




FINITURE IMMAGINE | PICTURE FINISHES

1 > **GLAD** GD140D

2 > **BASE IN ACCIAIO INOX** | PAINTED STAINLESS STEEL BASE GDS140

3 > **BLISS** MR4590

4 > **STAY** STQ40



1 > **JOLIE** Pietra Grey **JL 06** SP



3 > **WANDERLUST** Agata Multicolor **WA 09** LUC



4 > **WANDERLUST** Agata Multicolor **WA 09** LUC

Ogni elemento della composizione può essere acquistato singolarmente o in abbinamento e personalizzato con i prodotti Mirage®.
Each element of the composition can be purchased individually or to match, and can be produced with all the Mirage®.



38



39

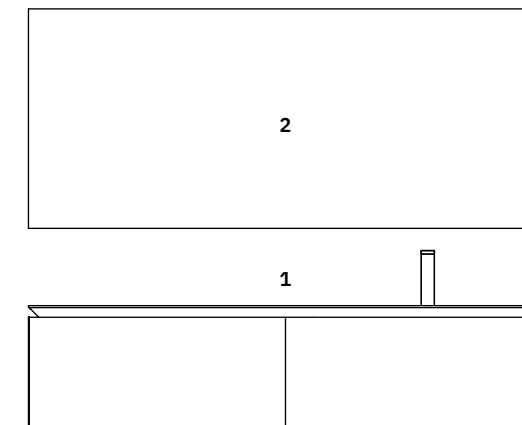
FINITURE IMMAGINE | PICTURE FINISHES

- GLAD** > **JOLIE** Pietra Grey **JL 06** SP
- BLISS** > **WANDERLUST** Agata Multicolor **WA 09** LUC
- STAY** > **WANDERLUST** Agata Multicolor **WA 09** LUC
- Floor** > **JURUPA** Wild **JP 05** NAT SQ
200x1200 | 8"x48" ± 9 mm
- Wall** > **JOLIE** Pietra Grey **JL 06** SP SQ
1200x2780 | 48"x110" ± 6 mm

> GLAD

> GLAMOUR

Monoblocco con lavabo integrato DX/SX
Vanity unit with built-in left/right washbasin



1 > **GLAMOUR** GM160D

2 > **BLISS** MR16072

FINITURE IMMAGINE | PICTURE FINISHES



1 > **JOLIE** Calacatta Select **JL 02** LUC




2 > **JOLIE** Calacatta Select **JL 02** LUC

Ogni elemento della composizione può essere acquistato singolarmente o in abbinamento e personalizzato con i prodotti Mirage®.
Each element of the composition can be purchased individually or to match, and can be produced with all the Mirage®.



42



43

> GLAMOUR

FINITURE IMMAGINE | PICTURE FINISHES

GLAMOUR > **JOLIE** Calacatta Select **JL 02** LUC

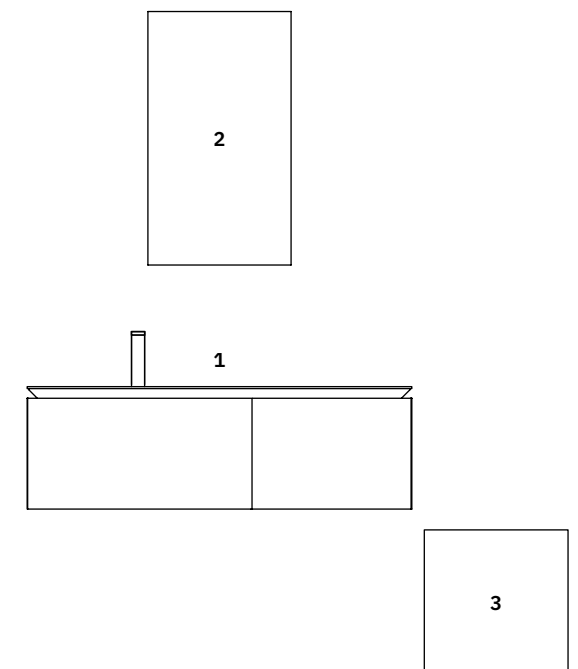
BLISS > **JOLIE** Calacatta Select **JL 02** LUC

Floor > **JOLIE** Calacatta Select **JL 02** LUC SQ
800x800 | 31½"x31½" ± 9 mm

Wall > **ELYSIAN** Beige Catalan **EY 03** SP SQ
1200x2780 | 48"x110" ± 6 mm

> GLAMOUR

Monoblocco con lavabo integrato DX/SX
Vanity unit with built-in left/right washbasin



1 > **GLAMOUR** GM120S

2 > **BLISS** MR6090

3 > **STAY** STR6090


FINITURE IMMAGINE | PICTURE FINISHES



1 > **GLOCAL** Classic GC 05 SP



2 > **GLOCAL** Classic GC 05 SP



3 > **GLOCAL** Classic GC 05 SP

Ogni elemento della composizione può essere acquistato singolarmente o in abbinamento e personalizzato con i prodotti Mirage®.
Each element of the composition can be purchased individually or to match, and can be produced with all the Mirage®.

> GLAMOUR



46

47

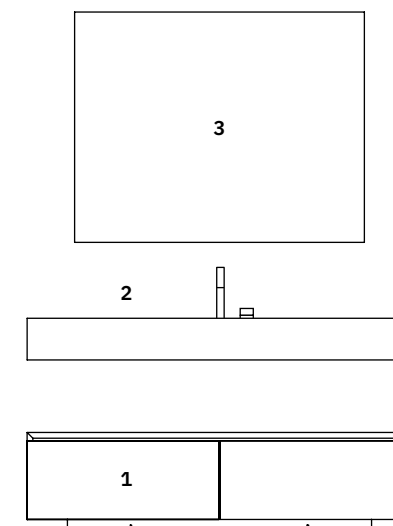
FINITURE IMMAGINE | PICTURE FINISHES

- GLAMOUR >** GLOCAL Classic GC 05 SP
- BLISS >** GLOCAL Classic GC 05 SP
- STAY >** GLOCAL Classic GC 05 SP
- Floor >** CLAY Calm CL 01 SP SQ
1200x1200 | 48"x48" ± 9 mm
- Wall >** CLAY Calm CL 01 SP SQ
600x1200 | 24"x48" ± 9 mm

> GLEE

Cassettiera sospesa con frontali rivestiti in gres porcellanato

Wall-hung drawer unit with front panels covered in porcelain stoneware



FINITURE IMMAGINE | PICTURE FINISHES

1 > GLEE GE120

2 > JOY JY120TC

3 > BLISS MR9072



1 > CLAY Verve CL 05 SP



2 > CLAY Shy CL 06 SP



3 > CLAY Verve CL 05 SP

Ogni elemento della composizione può essere acquistato singolarmente o in abbinamento e personalizzato con i prodotti Mirage®.
Each element of the composition can be purchased individually or to match, and can be produced with all the Mirage®.



50



51

FINITURE IMMAGINE | PICTURE FINISHES

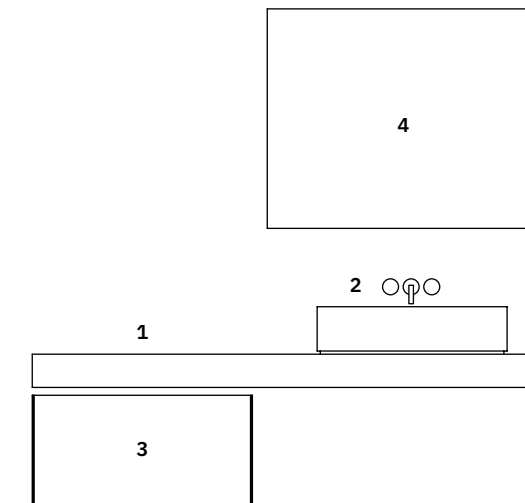
- GLEE** > **CLAY** Verve **CL 05** SP
- JOY** > **CLAY** Shy **CL 06** SP
- BLISS** > **CLAY** Verve **CL 05** SP
- Floor** > **CLAY** Shy **CL 06** SP SQ
600x600 | 24"x24" ± 9 mm
- Wall** > **CLAY** Shy **CL 06** SP SQ
1200x2780 | 48"x110" ± 6 mm

> GLEE

> HAPPINESS

**Top scatolare in gres, base e
lavabo da appoggio**

Box-shaped vanity top, base unit
and washbasin



FINITURE IMMAGINE | PICTURE FINISHES

1 > **HAPPINESS** HP140T

2 > **HAPPINESS** HP60L

3 > **BASE** JY70B

4 > **BLISS** MR9072



1 > **NORR** Grå RR 02 NAT



2 > **NORR** Grå RR 02 NAT




3 > **JOLIE** Washington JL 04 LUC



4 > **NORR** Grå RR 02 NAT

Ogni elemento della composizione può essere acquistato singolarmente o in abbinamento e personalizzato con i prodotti Mirage®.
Each element of the composition can be purchased individually or to match, and can be produced with all the Mirage®.

> HAPPINESS



54

55

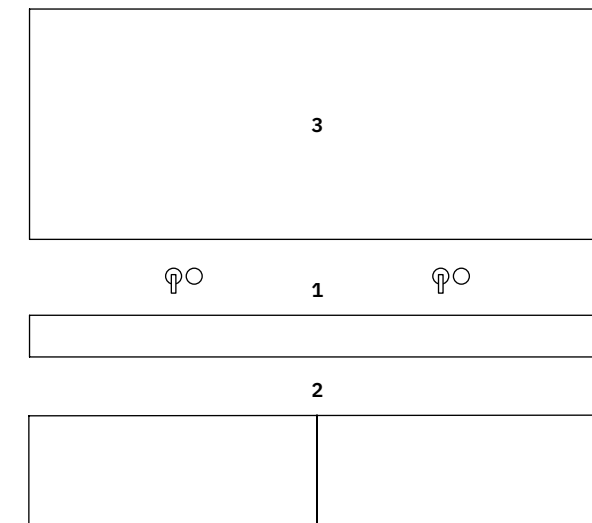
FINITURE IMMAGINE | PICTURE FINISHES

- HAPPINESS** > NORR Grå RR 02 NAT
- BASE** > JOLIE Washington JL 04 LUC
- BLISS** > NORR Grå RR 02 NAT
- Floor** > GLOCAL Type GC 04 NAT SQ
600x1200 | 24"x48" ± 9 mm
- Wall** > JOLIE Washington JL 04 LUC SQ
1200x2780 | 48"x110" ± 6 mm

> JOY

Top scatolare con lavabo integrato e base indipendente

Vanity top with integrated washbasin and separate base unit



FINITURE IMMAGINE | PICTURE FINISHES

1 > **JOY** JYD180T

2 > **BASE** JY180B

3 > **BLISS** MR18072



1 > **GLOCAL** Sugar **GC 07** SP



2 > **ELYSIAN TRAVERTINI** Travertino Light **EY 07** SP



3 > **GLOCAL** Sugar **GC 07** SP

Ogni elemento della composizione può essere acquistato singolarmente o in abbinamento e personalizzato con i prodotti Mirage®.
Each element of the composition can be purchased individually or to match, and can be produced with all the Mirage®.



58

> JOY

FINITURE IMMAGINE | PICTURE FINISHES

- JOY** > **GLOCAL Sugar GC 07 SP**
- BASE** > **ELYSIAN TRAVERTINI** Travertino Light **EY 07 SP**
- BLISS** > **GLOCAL Sugar GC 07 SP**
- Floor** > **ELYSIAN TRAVERTINI** Travertino Light **EY 07 SP SQ**
600x1200 | 24"x48" ± 9 mm
- Wall** > **ELYSIAN TRAVERTINI** Travertino Light **EY 07 SP SQ**
1200x2780 | 48"x110" ± 6 mm

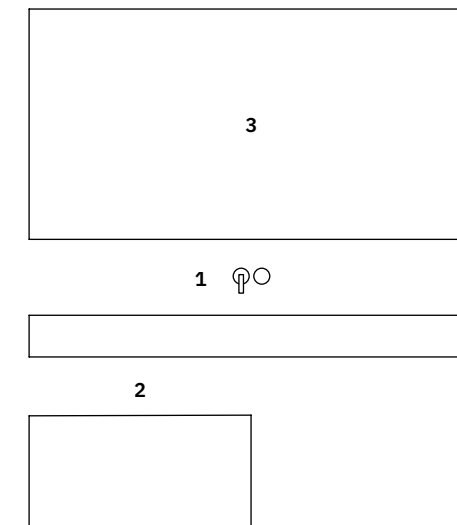


59

> JOY

Top scatolare con lavabo integrato e base indipendente

Vanity top with integrated washbasin and separate base unit



FINITURE IMMAGINE | PICTURE FINISHES

1 > **JOY** JY140TC

2 > **BASE** JY70B

3 > **BLISS** MR14072



1 > **LEMMY** Excalibur **LY 03** SP



2 > **LEMMY** Excalibur **LY 03** SP



3 > **LEMMY** Excalibur **LY 03** SP

Ogni elemento della composizione può essere acquistato singolarmente o in abbinamento e personalizzato con i prodotti Mirage®.
Each element of the composition can be purchased individually or to match, and can be produced with all the Mirage®.

> JOY

62

63



FINITURE IMMAGINE | PICTURE FINISHES

JOY + BASE > LEMMY Excalibur LY 03 SP

BLISS > LEMMY Excalibur LY 03 SP

Floor > LEMMY Excalibur LY 03 SP SQ
1200x1200 | 48"x48" · 9 mm

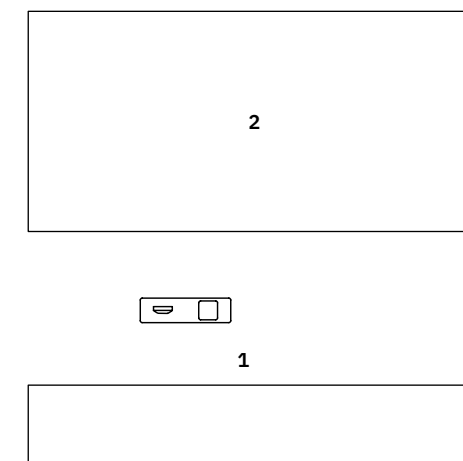
Wall > LEMMY Palladium LY 01 SP SQ
1200x2780 | 48"x110" · 6 mm



> WISH

Top scatolare con lavabo singolo integrato e piano in appoggio laterale DX/SX

Box-shaped countertop with built-in single washbasin and right/left side supporting surface



1 > **WISH** WH140S

2 > **BLISS** MR14072

FINITURE IMMAGINE | PICTURE FINISHES



1 > **LEMMY** Palladium **LY 01** SP



1 > **GLOCAL** Absolute **GC 06** SP
Piano di appoggio | Supporting surface



2 > **GLOCAL** Absolute **GC 06** SP

Ogni elemento della composizione può essere acquistato singolarmente o in abbinamento e personalizzato con i prodotti Mirage®.
Each element of the composition can be purchased individually or to match, and can be produced with all the Mirage®.

66



FINITURE IMMAGINE | PICTURE FINISHES

- WISH** > LEMMY Palladium **LY 01** SP
GLOCAL Absolute **GC 06** SP
Piano di appoggio | Supporting surface
- BLISS** > GLOCAL Absolute **GC 06** SP
- Floor** > NORR Grus **RR 09** NAT SQ
1200x1200 | 48"x48" ± 9 mm
- Wall** > NORR Grus **RR 09** NAT SQ
1200x2780 | 48"x110" ± 6 mm

> WISH

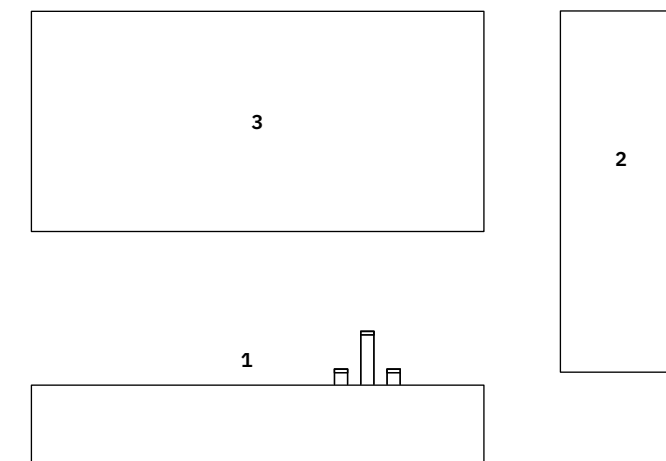
67



> WISH + FUN

Top scatolare con lavabo singolo integrato e piano in appoggio laterale DX/SX + Pensile con frontale in gres porcellanato

Box-shaped countertop with built-in single washbasin and right/left side supporting surface + wall unit



1 > **WISH** WH120D

2 > **FUN** FNR35104

3 > **BLISS** MR14072

FINITURE IMMAGINE | PICTURE FINISHES



1 > **COSMOPOLITAN** Statuario Extra **CP 01** LUC



1 > **GLOCAL** Type **GC 04 SP SQ**
Interno e piano di appoggio
Interior and supporting surface



2 > **COSMOPOLITAN** Statuario Extra **CP 01** LUC
Frontale | Front panel



3 > **COSMOPOLITAN** Statuario Extra **CP 01** LUC

Ogni elemento della composizione può essere acquistato singolarmente o in abbinamento e personalizzato con i prodotti Mirage®.
Each element of the composition can be purchased individually or to match, and can be produced with all the Mirage®.





> WISH

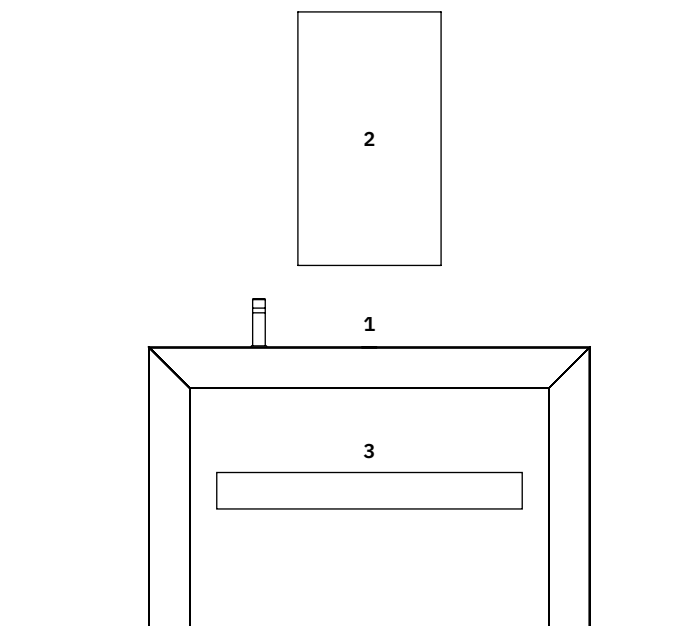
FINITURE IMMAGINE | PICTURE FINISHES

- WISH** > **COSMOPOLITAN** Statuario Extra **CP 01** LUC
GLOCAL Type **GC 04** SP SQ
Interno e piano di appoggio | Interior and supporting surface
- FUN** > **COSMOPOLITAN** Statuario Extra **CP 01** LUC
Frontale | Front panel
- BLISS** > **COSMOPOLITAN** Statuario Extra **CP 01** LUC

- Floor** > **GLOCAL** Type **GC 04** SP SQ
600x600 | 24"x24" ± 9 mm
- Wall** > **COSMOPOLITAN** Statuario Extra **CP 01** LUC
Bookmatch A+B 1200x2780 | 48"x110" ± 6 mm

> WONDER


Consolle con lavabo integrato
Console with built-in washbasin



1 > **WONDER** WD120S

2 > **BLISS** MR6090

FINITURE IMMAGINE | PICTURE FINISHES



1 > **JOLIE** Washington **JL 04 LUC**



2 > **GLOCAL** Chamois **GC 08 SP**



3 > **Mensola in Quercia (Opzionale)**
Oak Shelf (Optional)

colorazione soggetta a variazione cromatica, caratteristica di pregio del legno naturale
coloring is subjected to chromatic variation; this is a feature of high-quality natural wood

Ogni elemento della composizione può essere acquistato singolarmente o in abbinamento e personalizzato con i prodotti Mirage®.
Each element of the composition can be purchased individually or to match, and can be produced with all the Mirage®.

THE SPA ROOM


74

75

FINITURE IMMAGINE | PICTURE FINISHES

- WONDER > JOLIE Washington JL 04 LUC
- BLISS > GLOCAL Chamois GC 08 SP
- SMART > JOLIE Washington JL 04 LUC
- STAY > GLOCAL Chamois GC 08 SP

- Floor > SILVERLAKE Resia SK 02 NAT SQ
600x600 | 24"x24" ± 9 mm
- Wall > SILVERLAKE Resia SK 02 NAT SQ
150x600 | 6"x24" ± 9 mm
- GLOCAL Clear GC 01 SP SQ
1200x2780 | 48"x110" ± 6 mm

> HO.RE.CA design

76

La ricca offerta Bathmood si amplia con nuove soluzioni studiate per il mondo hospitality: Joy e Glad HO.RE.CA.

Soluzioni progettate appositamente per Hotel, Ristoranti, Spa, per soddisfare le esigenze specifiche di questi spazi, coniugando stile e funzionalità, facilità di pulizia e manutenzione.

> EN

The rich Bathmood collection has been expanded, with new solutions studied for the world of hospitality: Joy and Glad HO.RE.CA.

Solutions designed specifically with Hotels, Restaurants and Spas in mind, to meet the specific needs of these environments by teaming style with function, for bathrooms that are easy to clean and maintain.

> DE

Das reichhaltige Bathmood-Angebot wird durch neue Lösungen erweitert, die für die Welt des Gastgewerbes entwickelt wurden: Joy und Glad HO.RE.CA.

Lösungen, die speziell für Hotels, Restaurants und Spas entwickelt wurden, um den besonderen Anforderungen dieser Bereiche gerecht zu werden, indem sie Stil und Funktionalität, einfache Reinigung und Pflege miteinander verbinden.

> FR

L'offre étendue de Bathmood s'amplifie grâce à de nouvelles solutions réalisées pour le monde de l'hospitalité : Joy et Glad HO.RE.CA.

Des solutions conçues sur mesure pour les hôtels, les restaurants et les spas afin de satisfaire les exigences spécifiques de ces espaces, en réunissant le style, la fonctionnalité et la facilité de nettoyage et d'entretien.

> 中國

Bathmood提供的多种产品还包括专为酒店业设计的全新解决方案: Joy和 Glad HO.RE.CA。

专为酒店、餐厅和水疗中心设计的解决方案, 以便满足这些空间的特殊需求, 兼具时尚性和功能性, 易于清洁和维护。

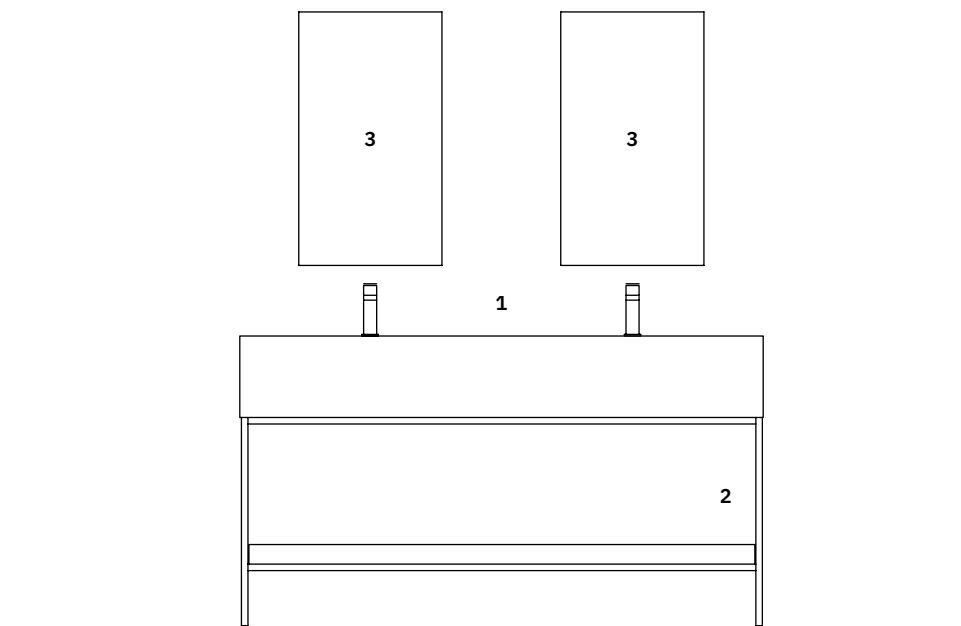
77



> GLAD HO.RE.CA

Monoblocco con lavabo integrato e troppopieno, in appoggio su struttura con mensola in gres porcellanato

Vanity unit with integrated countertop washbasin and overflow, storage shelf in porcelain stoneware



FINITURE IMMAGINE | PICTURE FINISHES

1 > GLAD HO.RE.CA GHD160

2 > BASE IN ACCIAIO INOX | PAINTED STAINLESS STEEL BASE GHS160

3 > BLISS MR4580



1 > ELYSIAN TRAVERTINI Travertino Pearly EY 10 SP

3 > ELYSIAN TRAVERTINI Travertino Pearly EY 10 SP

CARATTERISTICHE | SPECIFICATIONS

- > Scarico centrale con troppopieno.
- > Piletta click-clack con tappo rivestito in gres su richiesta (Ø 75 mm).
- > Mensola portaoggetti in gres integrata nel supporto in acciaio.
- > Central drain with overflow.
- > Click-clack drain with plug covered in porcelain stoneware on request (Ø 75 mm).
- > Stoneware shelf set into the steel support.

Ogni elemento della composizione può essere acquistato singolarmente o in abbinamento e personalizzato con i prodotti Mirage®.
Each element of the composition can be purchased individually or to match, and can be produced with all the Mirage®.

> **GLAD**
HO.RE.CA

80

81



FINITURE IMMAGINE | PICTURE FINISHES

GLAD HO.RE.CA > ELYSIAN TRAVERTINI Travertino Pearly EY 10 SP

BLISS > ELYSIAN TRAVERTINI Travertino Pearly EY 10 SP

Floor > OUDH Cedro OU 07 GP SQ
200x1200 | 8"x48" | 9 mm

Wall and Bench > ELYSIAN TRAVERTINI Travertino Pearly EY 10 SP SQ
1200x2780 | 48"x110" | 6 mm

> GLAD
HO.RE.CA



FINITURE IMMAGINE | PICTURE FINISHES

GLAD HO.RE.CA > ELYSIAN TRAVERTINI Travertino Pearly **EY 10 SP**

BLISS > ELYSIAN TRAVERTINI Travertino Pearly **EY 10 SP**

Floor > OUDH Cedro OU 07 GP SQ
200x1200 | 8"x48" 9 mm

Wall and Bench > ELYSIAN TRAVERTINI Travertino Pearly **EY 10 SP SQ**
1200x2780 | 48"x110" 6 mm

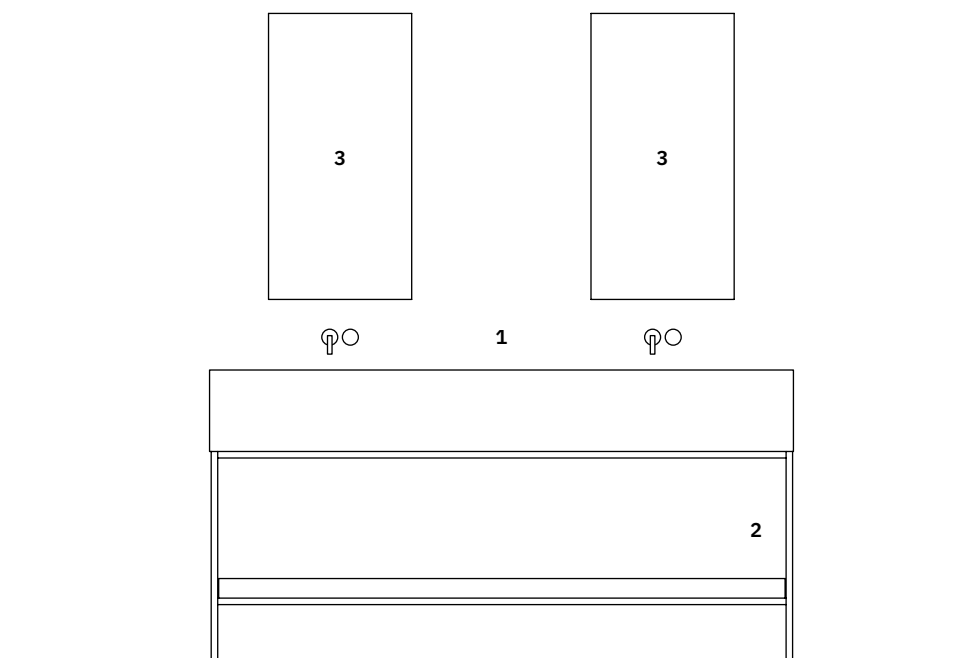


> GLAD

HO.RE.CA

Monoblocco con lavabo integrato e troppopieno, in appoggio su struttura con mensola in gres porcellanato

Vanity unit with integrated countertop washbasin and overflow, storage shelf in porcelain stoneware



FINITURE IMMAGINE | PICTURE FINISHES

1 > GLAD HO.RE.CA GHD160

2 > BASE IN ACCIAIO INOX | PAINTED STAINLESS STEEL BASE GHS160

3 > BLISS MR4590



1 > GLOCAL Harmony GC 16 SP

3 > GLOCAL Harmony GC 16 SP

CARATTERISTICHE | SPECIFICATIONS

- > Scarico centrale con troppopieno.
- > Piletta click-clack con tappo rivestito in gres su richiesta (Ø 75 mm).
- > Mensola portaoggetti in gres integrata nel supporto in acciaio.
- > Central drain with overflow.
- > Click-clack drain with plug covered in stoneware on request (Ø 75 mm).
- > Stoneware shelf set into the steel support.

Ogni elemento della composizione può essere acquistato singolarmente o in abbinamento e personalizzato con i prodotti Mirage®.
Each element of the composition can be purchased individually or to match, and can be produced with all the Mirage®.



FINITURE IMMAGINE | PICTURE FINISHES

GLAD HO.RE.CA > GLOCAL Harmony GC 16 SP
BLISS > GLOCAL Harmony GC 16 SP

Floor > CLAY Calm CL 01 SP SQ
1200x1200 | 48"x48" | 9 mm
Wall > GLOCAL Harmony GC 16 SP SQ
1200x2780 | 48"x110" | 6 mm

> **GLAD**
HO.RE.CA

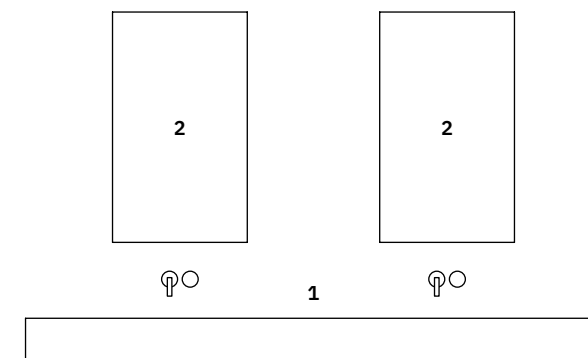


> JOY

HO.RE.CA

Top scatolare con lavabo integrato e troppopieno


Vanity top with integrated washbasin and overflow



1 > JOY HO.RE.CA JHD180T

2 > BLISS MR18072

FINITURE IMMAGINE | PICTURE FINISHES



1 > PAPIER Encanto Gold SP



2 > PAPIER Encanto Gold SP

CARATTERISTICHE | SPECIFICATIONS


- > Scarico centrale con troppopieno.
- > Piletta click-clack con tappo rivestito in gres su richiesta (Ø 75 mm).
- > Central drain with overflow.
- > Click-clack drain with plug covered in stoneware on request (Ø 75 mm).

Ogni elemento della composizione può essere acquistato singolarmente o in abbinamento e personalizzato con i prodotti Mirage®.
Each element of the composition can be purchased individually or to match, and can be produced with all the Mirage®.



90

> JOY
HO.RE.CA



91

FINITURE IMMAGINE | PICTURE FINISHES

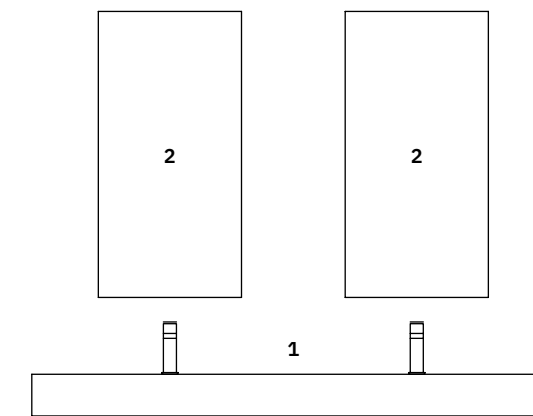
- JOY HO.RE.CA** > **PAPIER** Encanto Gold SP
- STAY** > **PAPIER** Encanto Gold SP
- BLISS** > **PAPIER** Encanto Gold SP
- Floor** > **MÔTLEY** Altamont **MT 04** SP SQ
600x1200 | 24"x48" ± 9 mm
- Wall** > **PAPIER** Encanto Gold SP SQ
1200x2780 | 48"x110" ± 6 mm



> JOY HO.RE.CA

**Top scatolare con lavabo integrato
e troppopieno**

Vanity top with integrated washbasin
and overflow




1 > JOY HO.RE.CA JHD160T

2 > BLISS MR4590

FINITURE IMMAGINE | PICTURE FINISHES



1 > JOLIE Calacatta Select JL 02 LUC



2 > JOLIE Calacatta Select JL 02 LUC

CARATTERISTICHE | SPECIFICATIONS

- > Scarico centrale con troppopieno.
- > Piletta click-clack con tappo rivestito in gres su richiesta (Ø 75 mm).
- > Central drain with overflow.
- > Click-clack drain with plug covered in stoneware on request (Ø 75 mm).

Ogni elemento della composizione può essere acquistato singolarmente o in abbinamento e personalizzato con i prodotti Mirage®.
Each element of the composition can be purchased individually or to match, and can be produced with all the Mirage®.

> JOY
HO.RE.CA

94

95




FINITURE IMMAGINE | PICTURE FINISHES

JOY HO.RE.CA > JOLIE Calacatta Select JL 02 LUC
BLISS > JOLIE Calacatta Select JL 02 LUC

Floor > ELYSIAN Desert Stone EY 02 SP SQ
600x600 | 24"x24" ± 9 mm
Wall > JOLIE Calacatta Select JL 02 LUC SQ
1200x2780 | 48"x110" ± 6 mm
REFLET Aurore RF 03 Antique
200x600 | 8"x24" ± 9 mm





FINITURE IMMAGINE | PICTURE FINISHES

JOY HO.RE.CA > JOLIE Calacatta Select **JL 02** LUC
BLISS > JOLIE Calacatta Select **JL 02** LUC

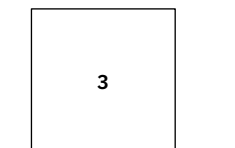
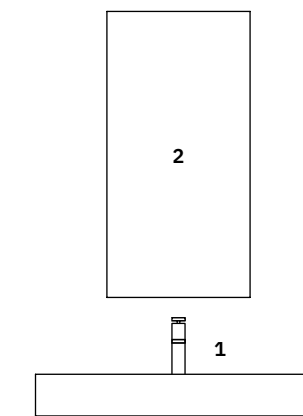
Floor > **ELYSIAN** Desert Stone **EY 02** SP SQ
600x600 | 24"x24" 9 mm

Wall > **JOLIE** Calacatta Select **JL 02** LUC SQ
1200x2780 | 48"x110" 6 mm

REFLET Aurore **RF 03** Antique
200x600 | 8"x24" 9 mm

> JOY HO.RE.CA

Top scatolare con lavabo integrato e troppopieno
Vanity top with integrated washbasin and overflow



FINITURE IMMAGINE | PICTURE FINISHES

1 > JOY HO.RE.CA JH90T

2 > BLISS MR4590

3 > STAY STQ40



1 > GLOCAL Youth GC 15 SP



2 > GLOCAL Youth GC 15 SP



3 > GLOCAL Slight GC 14 SP

CARATTERISTICHE | SPECIFICATIONS

- > Scarico centrale con troppopieno.
- > Piletta click-clack con tappo rivestito in gres su richiesta.
- > Central drain with overflow.
- > Click-clack drain with plug covered in stoneware on request.

Ogni elemento della composizione può essere acquistato singolarmente o in abbinamento e personalizzato con i prodotti Mirage®.
Each element of the composition can be purchased individually or to match, and can be produced with all the Mirage®.





FINITURE IMMAGINE | PICTURE FINISHES

JOY HO.RE.CA > GLOCAL Youth GC 15 SP
BLISS > GLOCAL Youth GC 15 SP
STAY > GLOCAL Slight GC 14 SP

Floor

> GLOCAL Youth GC 15 SP SQ
1200x1200 | 48"x48" | 9 mm

Wall

> GLOCAL Youth GC 15 SP SQ
1200x2780 | 48"x110" | 6 mm

GLOCAL Slight GC 14 SP SQ
1200x2780 | 48"x110" | 6 mm

> **JOY**
HO.RE.CA



102

> JOY
HO.RE.CA



103

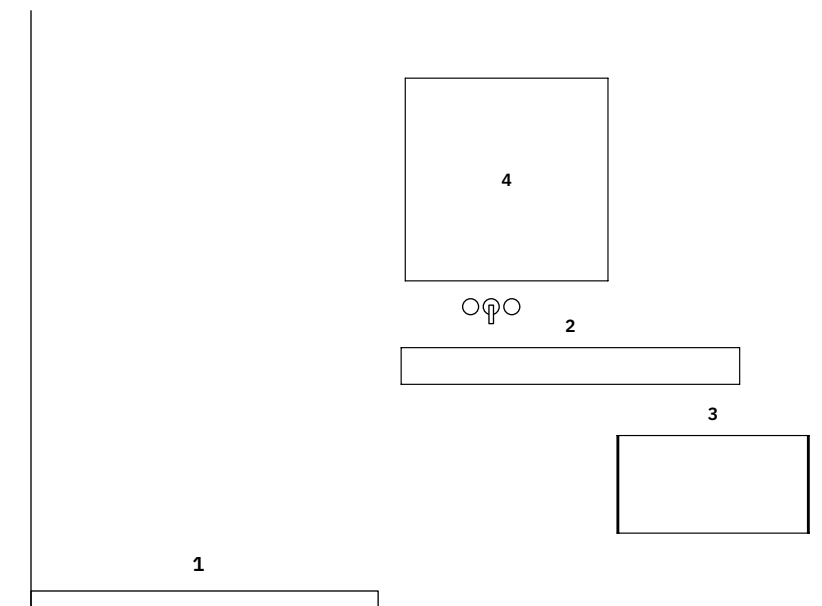
FINITURE IMMAGINE | PICTURE FINISHES

JOY HO.RE.CA > **GLOCAL Youth GC 15 SP**
BLISS > **GLOCAL Youth GC 15 SP**
STAY > **GLOCAL Slight GC 14 SP**

Floor > **GLOCAL Youth GC 15 SP SQ**
1200x1200 | 48"x48" 9 mm
Wall > **GLOCAL Youth GC 15 SP SQ**
1200x2780 | 48"x110" 6 mm
GLOCAL Slight GC 14 SP SQ
1200x2780 | 48"x110" 6 mm

> APPEAL

Piatto doccia
Shower tray



104



105

1 > **APPEAL** APR90120

2 > **JOY** JY120TS

3 > **BASE** JY70B

4 > **BLISS** MR7072

FINITURE IMMAGINE | PICTURE FINISHES



1 > **GLOCAL** Ideal **GC 03 SP**



2 > **JEWELS** Statuario Lunensis **JW 12 LUC**



3 > **JEWELS** Statuario Lunensis **JW 12 LUC**



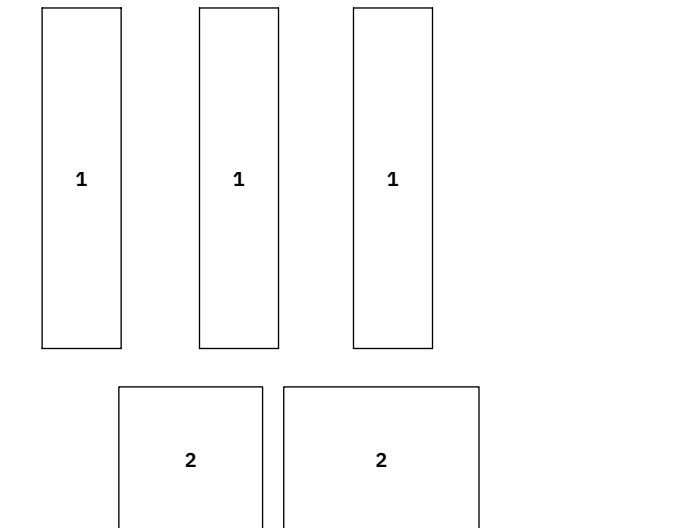
4 > **JEWELS** Statuario Lunensis **JW 12 LUC**

Ogni elemento della composizione può essere acquistato singolarmente o in abbinamento e personalizzato con i prodotti Mirage®.
Each element of the composition can be purchased individually or to match, and can be produced with all the Mirage®.

> BALANCE

Colonna con frontale in gres porcellanato e ripiani in cristallo

Column with front panel in porcelain stoneware and glass shelves




1 > **BALANCE** BLR35160

2 > **STAY** STR6090
STAY STQ60


FINITURE IMMAGINE | PICTURE FINISHES



1 > **COSMOPOLITAN** Arabescato Oro **CP 03** LUC



2 > **COSMOPOLITAN** Arabescato Oro **CP 03** LUC



2 > **JEWELS** Moonless **JW 17** LUC

Ogni elemento della composizione può essere acquistato singolarmente o in abbinamento e personalizzato con i prodotti Mirage®.
Each element of the composition can be purchased individually or to match, and can be produced with all the Mirage®.



> BALANCE

108

109

FINITURE IMMAGINE | PICTURE FINISHES

BALANCE > COSMOPOLITAN Arabescato Oro CP 03 LUC

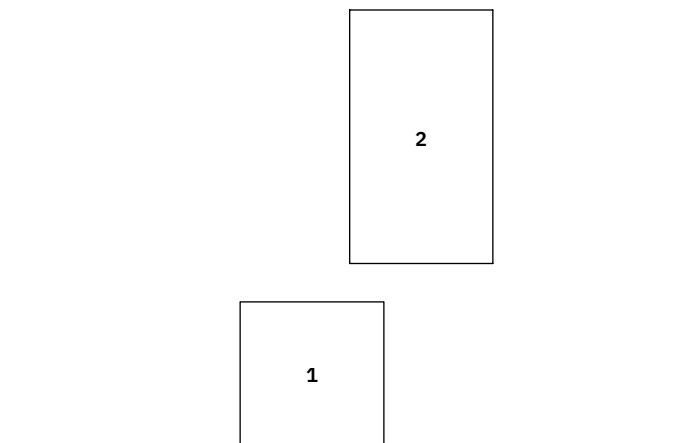
STAY > COSMOPOLITAN Arabescato Oro CP 03 LUC
JEWELS Moonless JW 17 LUC

Floor > MÔTLEY Rio MT 01 SP SQ
1200x1200 | 48"x48" 9 mm



> STAY

Seduta con ruote
Seat with wheels



1 > STAY STR6090

2 > BLISS MR6090

FINITURE IMMAGINE | PICTURE FINISHES



1 > CLAY Karma CL 08 SP



2 > NORR Grå RR 02 NAT

Ogni elemento della composizione può essere acquistato singolarmente o in abbinamento e personalizzato con i prodotti Mirage®.
Each element of the composition can be purchased individually or to match, and can be produced with all the Mirage®.



112

> STAY

FINITURE IMMAGINE | PICTURE FINISHES

- STAY** > CLAY Karma CL 08 SP
- BLISS** > NORR Grå Fine RR 02 NAT
- Floor** > NORR Grå RR 02 NAT SQ
600x1200 | 24"x48" ± 9 mm
- Wall** > LEMMY Pumpkin LY 08 SP SQ
600x1200 | 24"x48" ± 9 mm



113

> TECHNICAL DETAILS

CONFIGURAZIONI | FEATURES

SUPERFICI | FINISHES

FINITURE | PRODUCTS

IMBALLI | PACKAGING

CARATTERISTICHE TECNICHE | TECHNICAL SPECIFICATIONS

LETTURA CODICE PRODOTTO | PRODUCT CODE READING

JYD160T

JY > COMPOSIZIONE JOY
JOY COMPOSITION

D > LAVABO DOPPIO (il singolo non ha indicazioni)
DOUBLE WASHBASIN (the version with single washbasin is expressed without the D letter in it's code)

160 > LARGHEZZA IN CM
CM WIDTH

T > TIPOLOGIA PRODOTTO - TOP
PRODUCT TYPE - TOP

NOTE

Ogni elemento della composizione può essere acquistato singolarmente o in abbinamento, e realizzato con i prodotti indicati alla pagina 141. Tutti i mobili sono forniti di idonei agganci. Non sono invece inclusi nella fornitura agganci chimici e accessori (rubinetteria, miscelatori).

Each element of the composition can be purchased individually or to match, and is made with the products indicated on page 141. All furniture items are supplied with the appropriate hardware necessary for mounting. Resin-injected fittings and accessories (taps, mixer taps), are not included.



FINITURE IMMAGINE | PICTURE FINISHES

GLAD HO.RE.CA > GLOCAL Harmony GC 16 SP

BLISS > GLOCAL Harmony GC 16 SP

Floor > CLAY Calm CL 01 SP SQ
1200x1200 | 48"x48" | 9 mm

Wall > GLOCAL Harmony GC 16 SP SQ
1200x2780 | 48"x110" | 6 mm

> DELIGHT

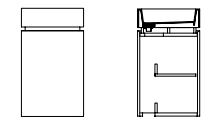
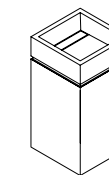
Lavabo ad appoggio freestanding
Freestanding washbasin



LAVABO DA TERRA | FLOOR-STANDING WASHBASIN

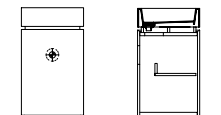
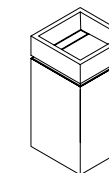
cod. DLQ50L | DLQ50G | DLQ50R

Scarico a terra
Floor drain



cod. DLQ50L | DLQ50G | DLQ50R

Scarico a muro
Wall drain



Lavabo ad appoggio freestanding, vano interno con ripiano ed apertura tramite anta DX/SX.
Finiture mobile: gres porcellanato, rovere termotrattato, laccatura su scala RAL o NCS

Freestanding washbasin, internal compartment with shelf and right/left side door opening.
Unit finishes: porcelain stoneware, heat-treated oak, lacquering in RAL or NCS colours.

Freistehendes Aufsatzwaschbecken, Innenraum mit Fach und Öffnung mit rechter/linker Tür.
Möbelausfertigungen: Feinsteinzeug, wärmebehandelte Eiche, Lackierung in RAL- oder NCS-Farben.

Lavabo autoportante, compartiment interne avec tablette et ouverture avec porte DX/SX.
Finitions mobiles : grès cérame, rouvre thermo traité, laquage suivant nuanciers RAL ou NCS.

独立式落地盥洗盆，内部隔间配有层板，通过右/左门板开启。
家具饰面：炆瓷，经过热处理的橡木，RAL或NCS色卡颜色的烤漆。

cod.	L (cm)	P (cm)	H (cm)
DLQ50L Finitura laccata Lacquered finish	50 20"	50 20"	88 34,6"
DLQ50G Finitura gres porcellanato Mirage Mirage porcelain stoneware finish	50 20"	50 20"	88 34,6"
DLQ50R Finitura legno Wood finish	50 20"	50 20"	88 34,6"
DIMENSIONE INTERNA LAVABO WASHBASIN INTERNAL DIMENSION	43,6 17,1"	43,6 17,1"	-


FINITURE LEGNO | WOOD FINISHES



QUERCIA
OAK



NOCE CANALETTO
CANALETTO WALNUT



ROVERE TERMOTRATTATO
HEAT-TREATED OAK

NOTE

Ogni elemento della composizione può essere acquistato singolarmente o in abbinamento e personalizzato con i prodotti Mirage®.
Tutti i mobili sono forniti di idonei agganci. Non sono invece inclusi nella fornitura agganci chimici e accessori (rubinetteria, miscelatori).
Contattare l'ufficio Engineering per informazioni sull'ancoraggio degli elementi.

Each element of the composition can be purchased individually or to match, and can be produced with all the Mirage® products.
All furniture items are supplied with the appropriate hardware necessary for mounting. Resin-injected fittings and accessories (taps, mixer taps), are not included.
For further details on elements' anchoring please contact Mirage Engineering Division.

> EASE

Top scatolare in legno
Wooden box-shaped countertop



Top scatolare in legno per lavabo da appoggio.

Box-shaped wood top for countertop washbasin.

Kastenplatte aus Holz für Aufsatzbecken.

Plan à caisson en bois pour lavabo à poser.

台盆用的木制箱式盖。

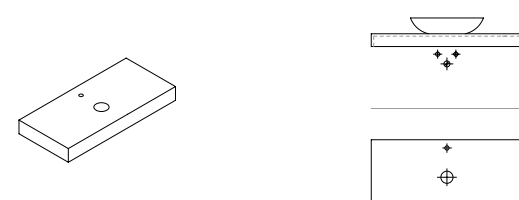
Colorazione soggetta a variazione cromatica, caratteristica di pregio del legno naturale

Coloring is subjected to chromatic variation, characteristic of high-quality natural wood

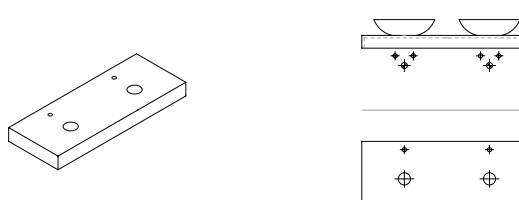
cod.	L (cm)	P (cm)	H (cm)
ES70	70 28"	51,5 20,3"	10,5 4,2"
ES80	80 31,5"	51,5 20,3"	10,5 4,2"
ES90	90 36"	51,5 20,3"	10,5 4,2"
ES100	100 39,3"	51,5 20,3"	10,5 4,2"
ES110	110 43,3"	51,5 20,3"	10,5 4,2"
ES120	120 48"	51,5 20,3"	10,5 4,2"
ES130	130 51,2"	51,5 20,3"	10,5 4,2"
ES140	140 56"	51,5 20,3"	10,5 4,2"
ES150	150 59"	51,5 20,3"	10,5 4,2"
ESD160	160 64"	51,5 20,3"	10,5 4,2"
ESD170	170 66,9"	51,5 20,3"	10,5 4,2"
ESD180	180 72"	51,5 20,3"	10,5 4,2"
ESD190	190 74,8"	51,5 20,3"	10,5 4,2"
ESD200	200 78,6"	51,5 20,3"	10,5 4,2"

TOP | TOP

cod. ES70 | ES80 | ES90 | ES100 | ES110 | ES120 | ES130 | ES140 | ES150



cod. ESD160 | ESD170 | ESD180 | ESD190 | ESD200




FINITURE TOP | TOP FINISHES



QUERCIA
OAK



NOCE CANALETTO
CANALETTO WALNUT



ROVERE TERMOTRATTATO
HEAT-TREATED OAK

NOTE

Ogni elemento della composizione può essere acquistato singolarmente o in abbinamento e personalizzato con i prodotti Mirage®. Tutti i mobili sono forniti di idonei agganci. Non sono invece inclusi nella fornitura agganci chimici e accessori (rubinetteria, miscelatori). Contattare l'ufficio Engineering per informazioni sull'ancoraggio degli elementi.

Each element of the composition can be purchased individually or to match, and can be produced with all the Mirage® products. All furniture items are supplied with the appropriate hardware necessary for mounting. Resin-injected fittings and accessories (taps, mixer taps), are not included. For further details on elements' anchoring please contact Mirage Engineering Division.

Bathmood
HOME design

> FREEDOM

Monoblocco con lavabo integrato
Vanity unit with built-in washbasin



Monoblocco composto da porta lavabo con cassetto/i completo di top con lavabo integrato.

Vanity unit with drawer(s) with integrated washbasin.

Monoblock bestehend aus Waschbeckenunterbau mit Lade(n) mit integriertem Waschbecken.

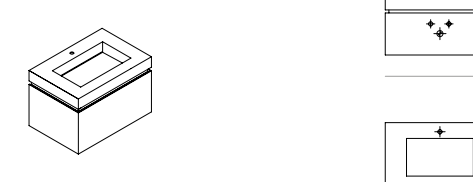
Monobloc composé d'un porte-lavabo avec tiroir(s) complété par lavabo intégré.

一体式浴室柜，由带抽屉的基底和带嵌入式洗手盆的台面组合而成。

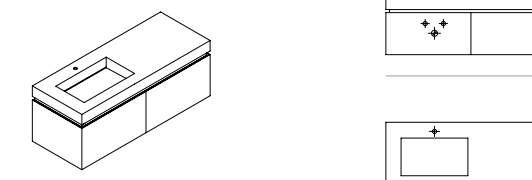
cod.	L (cm)	P (cm)	H (cm)
FR90 (FR90T + FR90B)	90 36"	51,5 20,3"	47,6 17,7"
FR120S (TOP FR120S + FR120B) FR120D (TOP FR120D + FR120B)	120 48"	51,5 20,3"	47,6 17,7"
FR140S (TOP FR140S + FR140B) FR140D (TOP FR140D + FR140B)	140 56"	51,5 20,3"	47,6 17,7"
FRD160 (FR160T + FR160B)	160 64"	51,5 20,3"	47,6 17,7"
FRD180 (FR180T + FR180B)	180 72"	51,5 20,3"	47,6 17,7"
DIMENSIONE INTERNA LAVABO WASHBASIN INTERNAL DIMENSION	55 21,6"	31 12,2"	11,3 max 4,4" max

MONOBLOCCO | MONOBLOCK

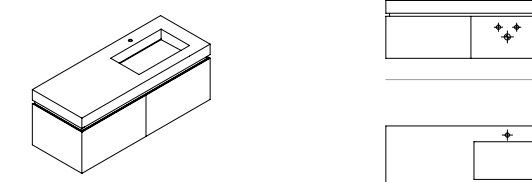
cod. FR90



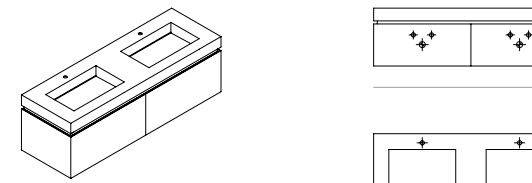
cod. FR120S | FR140S



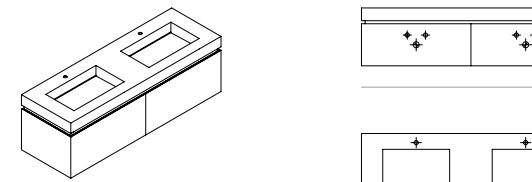
cod. FR120D | FR140D



cod. FRD160



cod. FRD180



Nel caso siano richiesti 3 fori per la rubinetteria, il modello Freedom è disponibile esclusivamente con la dogia removibile

If 3 tap holes are required, Freedom is available with a removable slat only

NOTE

Ogni elemento della composizione può essere acquistato singolarmente o in abbinamento e personalizzato con i prodotti Mirage®. Tutti i mobili sono forniti di idonei agganci. Non sono invece inclusi nella fornitura agganci chimici e accessori (rubinetteria, miscelatori). Contattare l'ufficio Engineering per informazioni sull'ancoraggio degli elementi.

Each element of the composition can be purchased individually or to match, and can be produced with all the Mirage® products. All furniture items are supplied with the appropriate hardware necessary for mounting. Resin-injected fittings and accessories (taps, mixer taps), are not included. For further details on elements' anchoring please contact Mirage Engineering Division.



Monoblocco composto da porta lavabo con cassetto/i completo di top con lavabo integrato DX/SX. Base in acciaio INOX verniciato opzionale.

Vanity unit composed of washbasin unit with drawer/s, complete with top with built-in washbasin on the right/left. Optional painted stainless steel base.

Monoblock bestehend aus Waschbeckenunterbau inklusive Platte mit integriertem Waschbecken (rechts/links). Basis aus lackiertem Edelstahl optional.

Monobloc composé d'un porte-lavabo avec tiroir/s comprenant un plan avec lavabo intégré DX/SX. Base en acier INOX verni en option.

一体式浴室柜，由带抽屉的盥洗盆柜和带右/左一体式盥洗盆的台面组合而成。可选不锈钢喷漆地柜。

cod.	L (cm)	P (cm)	H (cm)
GD90	90 36"	51,5 20,3"	44,6 17,5"
GD120S	120 48"	51,5 20,3"	44,6 17,5"
GD120D	120 48"	51,5 20,3"	44,6 17,5"
GD140S	140 56"	51,5 20,3"	44,6 17,5"
GD140D	140 56"	51,5 20,3"	44,6 17,5"
GD160S	160 64"	51,5 20,3"	44,6 17,5"
GD160D	160 64"	51,5 20,3"	44,6 17,5"
DIMENSIONE INTERNA LAVABO WASHBASIN INTERNAL DIMENSION	55 21,6"	31 12,2"	-

MONOBLOCCO | MONOBLOCK

cod. GD90



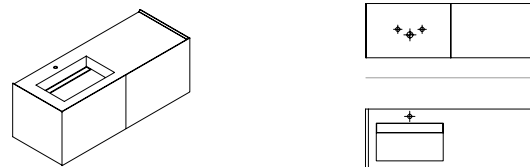
cod. GD120S



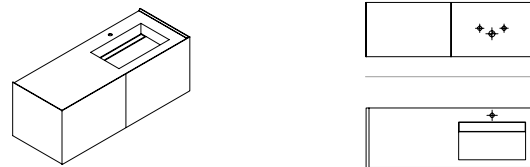
cod. GD120D



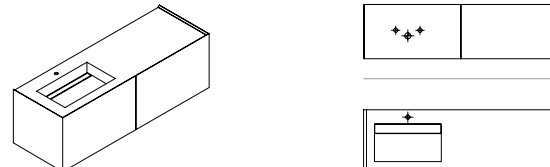
cod. GD140S



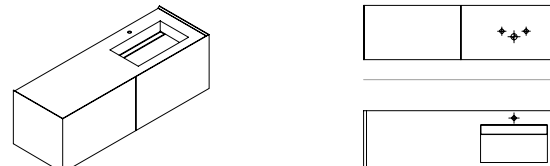
cod. GD140D



cod. GD160S



cod. A



STRUTTURA DI SUPPORTO OPZIONALE OPTIONAL BASE

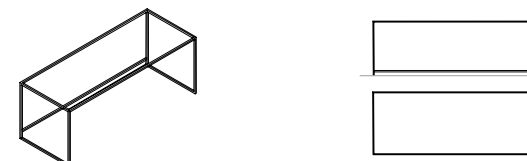
cod. GDS90




cod. GDS120



cod. GDS140



cod. GDS160

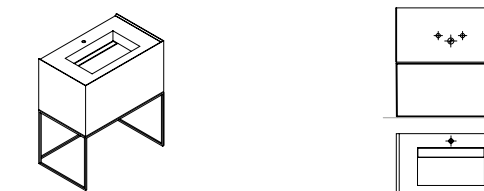


Possibilità di fornitura di base colorata su richiesta, indicando il RAL di riferimento.
The base can be produced on request in further colors.

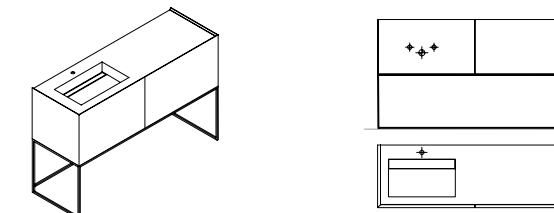
cod.	L (cm)	P (cm)	H (cm)
GDS90	90 36"	51,5 20,3"	45,4 17,8"
GDS120	120 48"	51,5 20,3"	45,4 17,8"
GDS140	140 56"	51,5 20,3"	45,4 17,8"
GDS160	160 64"	51,5 20,3"	45,4 17,8"

ESEMPI DI COMPOSIZIONE | COMPOSITION EXAMPLES

cod. GD90 + GDS90



cod. GD160S + GDS160



NOTE

Ogni elemento della composizione può essere acquistato singolarmente o in abbinamento e personalizzato con i prodotti Mirage®. Tutti i mobili sono forniti di idonei agganci. Non sono invece inclusi nella fornitura agganci chimici e accessori (rubinetteria, miscelatori). Contattare l'ufficio Engineering per informazioni sull'ancoraggio degli elementi.

Each element of the composition can be purchased individually or to match, and can be produced with all the Mirage® products. All furniture items are supplied with the appropriate hardware necessary for mounting. Resin-injected fittings and accessories (taps, mixer taps), are not included. For further details on elements' anchoring please contact Mirage Engineering Division.

> GLAMOUR

Monoblocco con lavabo integrato
Vanity unit with built-in washbasin



Monoblocco composto da porta lavabo con cassetto/i completo di top con lavabo integrato DX/SX.

Vanity unit composed of washbasin unit with drawer/s, complete with top with built-in washbasin on the right/left.

Monoblock bestehend aus Waschbeckenunterbau mit Schublade(n) inklusive Platte mit integriertem Waschbecken (rechts/links).

Monobloc composé d'un porte-lavabo avec tiroir/s comprenant un plan avec lavabo intégré DX/SX.

一体式浴室柜，由带抽屜的盥洗盆柜和带右/左一体式盥洗盆的台面组合而成。

cod.	L (cm)	P (cm)	H (cm)
GM90	90 36"	51,5 20,3"	38,2 15"
GM120S	120 48"	51,5 20,3"	38,2 15"
GM120D	120 48"	51,5 20,3"	38,2 15"
GM140S	140 56"	51,5 20,3"	38,2 15"
GM140D	140 56"	51,5 20,3"	38,2 15"
GM160S	160 64"	51,5 20,3"	38,2 15"
GM160D	160 64"	51,5 20,3"	38,2 15"

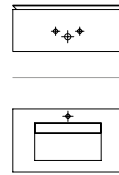
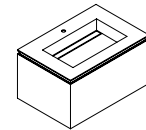
DIMENSIONE INTERNA LAVABO	55	31	-
WASHBASIN INTERNAL DIMENSION	21,6"	12,2"	

NOTE

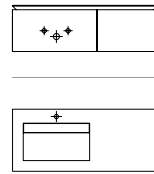
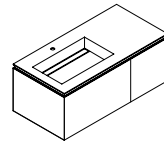
Ogni elemento della composizione può essere acquistato singolarmente o in abbinamento e personalizzato con i prodotti Mirage®. Tutti i mobili sono forniti di idonei agganci. Non sono invece inclusi nella fornitura agganci chimici e accessori (rubinetteria, miscelatori). Contattare l'ufficio Engineering per informazioni sull'ancoraggio degli elementi.

MONOBLOCCO | MONOBLOCK

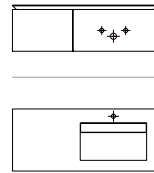
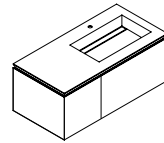
cod. GM90



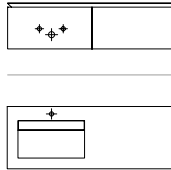
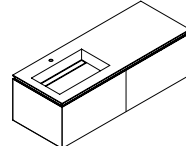
cod. GM120S



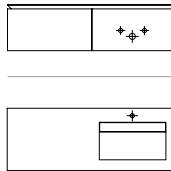
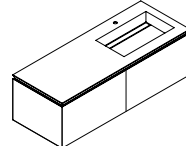
cod. GM120D



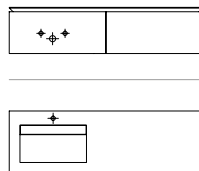
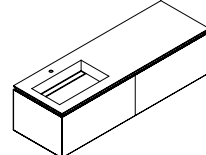
cod. GM140S



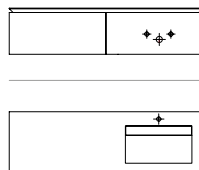
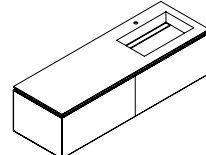
cod. GM140D



cod. GM160S



cod. GM160D



Each element of the composition can be purchased individually or to match, and can be produced with all the Mirage® products. All furniture items are supplied with the appropriate hardware necessary for mounting. Resin-injected fittings and accessories (taps, mixer taps), are not included. For further details on elements' anchoring please contact Mirage Engineering Division.

> GLEE

Cassettiera sospesa con frontali rivestiti in gres porcellanato
Wall-hung drawer unit with front panels covered in porcelain stoneware



Cassettiera sospesa con scocca laccata su scale RAL o NCS e frontali rivestiti in gres porcellanato.

Wall-hung drawer unit with side panel in RAL or NCS colours and front panels covered in porcelain stoneware.

Hängekommode mit seitlichem, in RAL- oder NCS-Farben lackiertem Gehäuse und mit Feinsteinzeug verkleideten Vorderseiten.

Meuble de rangement suspendu avec structure laquée suivant nuanciers RAL ou NCS et façades revêtues en grès cérame.

壁掛式抽屜柜，配有RAL或NCS色卡颜色的烤漆柜体和炆瓷覆面前门板。

cod.	L (cm)	P (cm)	H (cm)
GE70	70 28"	51,5 20,3"	32 12,6"
GE90	90 36"	51,5 20,3"	32 12,6"
GE120	120 48"	51,5 20,3"	32 12,6"
GE140	140 56"	51,5 20,3"	32 12,6"
GE160	160 64"	51,5 20,3"	32 12,6"
GE180	180 72"	51,5 20,3"	32 12,6"

Nel caso siano richiesti 3 fori per la rubinetteria, il modello Freedom è disponibile esclusivamente con la dogia removibile

If 3 tap holes are required, Freedom is available with a removable slat only

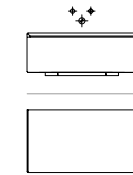
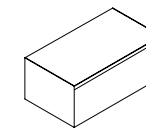
NOTE

Ogni elemento della composizione può essere acquistato singolarmente o in abbinamento e personalizzato con i prodotti Mirage®. Tutti i mobili sono forniti di idonei agganci. Non sono invece inclusi nella fornitura agganci chimici e accessori (rubinetteria, miscelatori). Contattare l'ufficio Engineering per informazioni sull'ancoraggio degli elementi.

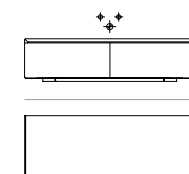
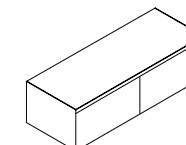
Each element of the composition can be purchased individually or to match, and can be produced with all the Mirage® products. All furniture items are supplied with the appropriate hardware necessary for mounting. Resin-injected fittings and accessories (taps, mixer taps), are not included. For further details on elements' anchoring please contact Mirage Engineering Division.

CASSETTIERA SOSPESA | WALL-HUNG DRAWER

cod. GE70 | GE90

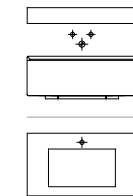
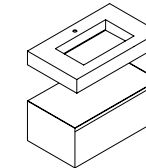


cod. GE120 | GE140 | GE160 | GE180

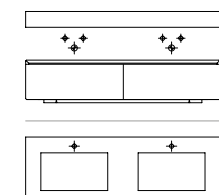
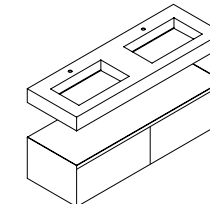


ESEMPI DI COMPOSIZIONE | COMPOSITION EXAMPLES

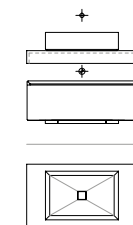
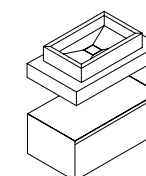
cod. JY90T + GE90



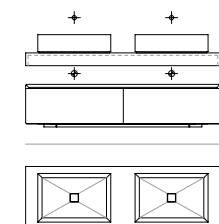
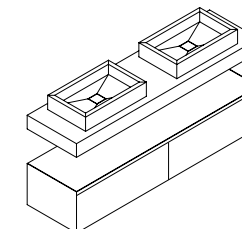
cod. JYD160T + GE160



cod. HP90T + HP60L + GE90



cod. HPD180T + 2 x HP60L + GE180



> HAPPINESS

Top scatolare in gres, base e lavabo da appoggio
Box-shaped vanity top, base unit and washbasin



Top scatolare in gres completo di foro per lavabo da appoggio, base con uno o due cassetti e lavabo da appoggio.

Box-shaped vanity top, complete with hole for washbasin, base unit with one or two drawers and washbasin.

Rechteckige Badplatte aus Feinsteinzeug mit Loch für Auflagebecken, Unterbau mit einer oder zwei Laden und Auflagebecken.

Plan vasque à caisson en grès complété d'un orifice pour lavabo d'appui, base avec un ou deux tiroirs et lavabo d'appui.

炻瓷材质的长方形台面备有用于台面式洗手盆的安装孔，带一个或两个抽屉的基底，和台面式洗手盆。

cod.	L (cm)	P (cm)	H (cm)
HP60L	60 24"	40 15,8"	15 6"
HP90T	90 36"	51,5 20,3"	10,5 4,1"
HP120T	120 48"	51,5 20,3"	10,5 4,1"
HP140T	140 56"	51,5 20,3"	10,5 4,1"
HPD160T	160 64"	51,5 20,3"	10,5 4,1"
HPD180T	180 72"	51,5 20,3"	10,5 4,1"
JY70B	70 28"	51,5 20,3"	34,6 13,7"
JY90B	90 36"	51,5 20,3"	34,6 13,7"
JY120B	120 48"	51,5 20,3"	34,6 13,7"
JY140B	140 56"	51,5 20,3"	34,6 13,7"
DIMENSIONE INTERNA LAVABO WASHBASIN INTERNAL DIMENSION	53 20,9"	33 13"	11,3 max 4,4" max

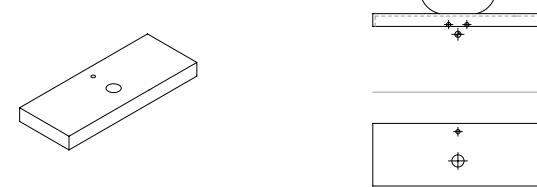
LAVABO | WASHBASIN

cod. HP60L

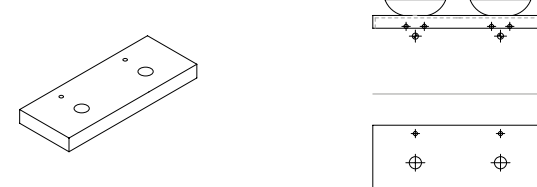


TOP | TOP

cod. HP90T | HP120T | HP140T



cod. HPD160T | HPD180T

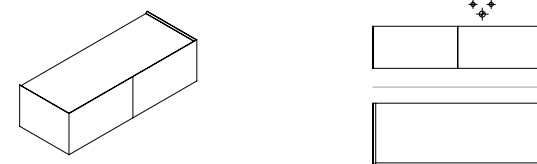


BASE | BASE

cod. JY70B | JY90B



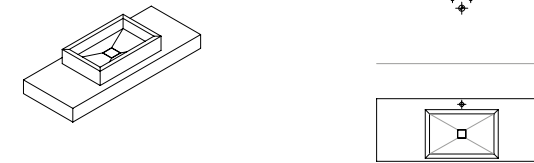
cod. JY120B | JY140B



ESEMPI DI COMPOSIZIONE | COMPOSITION EXAMPLES

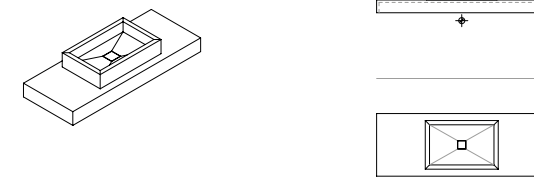
cod. HP90T | HP120T | HP140T + HP60L

rubinetto su top
top-mounted tap



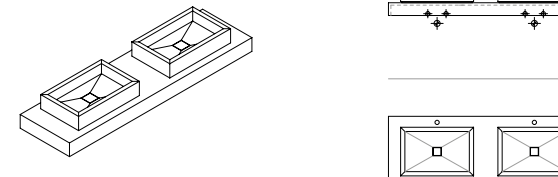
cod. HP90T | HP120T | HP140T + HP60L

rubinetto a parete
wall-mounted tap



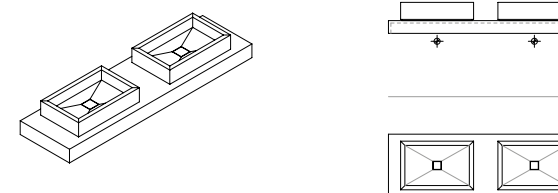
cod. HPD160T | HPD180T + 2 x HP60L

rubinetto su top
top-mounted tap



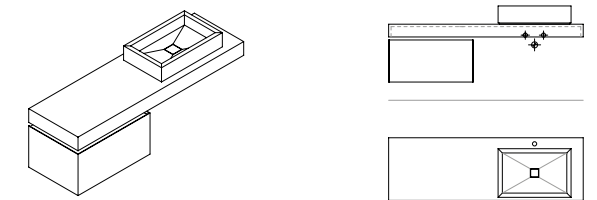
cod. HPD160T | HPD180T + 2 x HP60L

rubinetto a parete
wall-mounted tap



ESEMPI DI COMPOSIZIONE | COMPOSITION EXAMPLES

cod. HPD180T + HP60L + JY70B



NOTE

Ogni elemento della composizione può essere acquistato singolarmente o in abbinamento e personalizzato con i prodotti Mirage®. Tutti i mobili sono forniti di idonei agganci. Non sono invece inclusi nella fornitura agganci chimici e accessori (rubinetteria, miscelatori). Contattare l'ufficio Engineering per informazioni sull'ancoraggio degli elementi.

Each element of the composition can be purchased individually or to match, and can be produced with all the Mirage® products. All furniture items are supplied with the appropriate hardware necessary for mounting. Resin-injected fittings and accessories (taps, mixer taps), are not included. For further details on elements' anchoring please contact Mirage Engineering Division.

> JOY

Top scatolare con lavabo integrato e base indipendente
Vanity top with integrated washbasin and separate base unit



Top scatolare con lavabo integrato (scarico a scomparsa) e base indipendente con cassetto.

Vanity top with integrated washbasin (concealed drain) and separate base unit with drawer.

Rechteckige Badplatte mit integriertem Waschbecken (verdeckter Abfluss) und unabhängigem Unterbau mit Lade.

Plan vasque à caisson avec lavabo intégré (évacuation escamotable) et base indépendante avec tiroir.

珩瓷材质的长方形台面带嵌入式洗手盆(隐藏排水管)和带抽屉的独立基底。

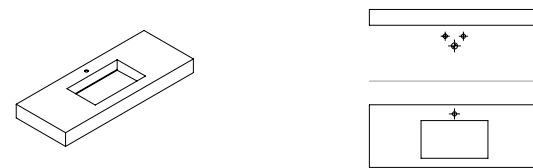
cod.	L (cm)	P (cm)	H (cm)
JY90T	90 36"	51,5 20,3"	13 5,2"
JY120TC JY120TS JY120TD	120 48"	51,5 20,3"	13 5,2"
JY140TC JY140TS JY140TD	140 56"	51,5 20,3"	13 5,2"
JY160TC JY160TS JY160TD	160 64"	51,5 20,3"	13 5,2"
JYD160T	160 64"	51,5 20,3"	13 5,2"
JYD180T	180 72"	51,5 20,3"	13 5,2"
JY70B	70 28"	51,5 20,3"	34,6 13,7"
JY90B	90 36"	51,5 20,3"	34,6 13,7"
JY120B	120 48"	51,5 20,3"	34,6 13,7"
JY140B	140 56"	51,5 20,3"	34,6 13,7"
JY160B	160 64"	51,5 20,3"	34,6 13,7"
JY180B	180 72"	51,5 20,3"	34,6 13,7"
DIMENSIONE INTERNA LAVABO WASHBASIN INTERNAL DIMENSION	55 21,6"	31 12,2"	11,3 max 4,4" max

TOP | TOP

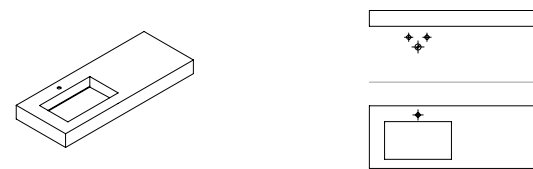
cod. JY90T



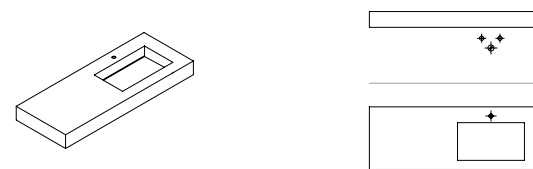
cod. JY120TC | JY140TC | JY160TC



cod. JY120TS | JY140TS | JY160TS

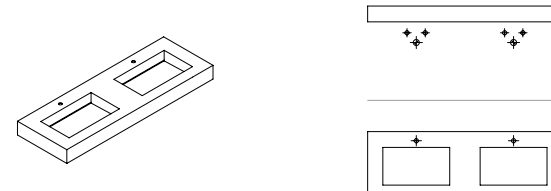


cod. JY120TD | JY140TD | JY160TD

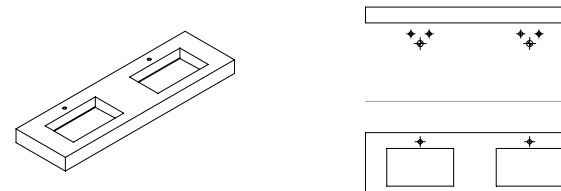


TOP DOPPIO LAVABO | TOP WITH DOUBLE WASHBASIN

cod. JYD160T

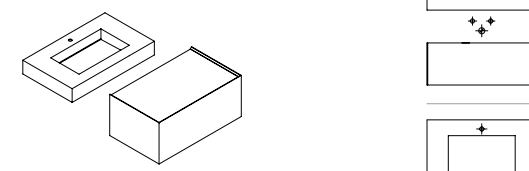


cod. JYD180T

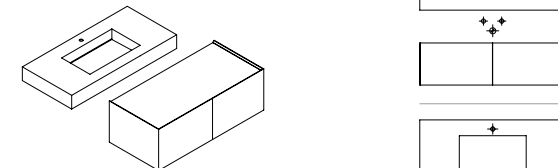


ESEMPI DI COMPOSIZIONE | COMPOSITION EXAMPLES

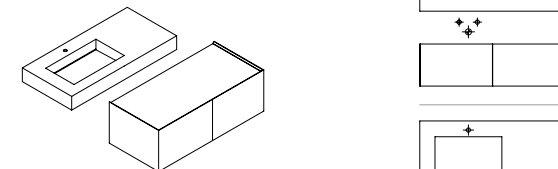
cod. JY90T + JY90B



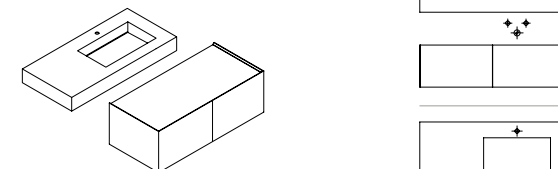
cod. JY120TC + JY120B



cod. JY120TS + JY120B



cod. JY120TD + JY120B

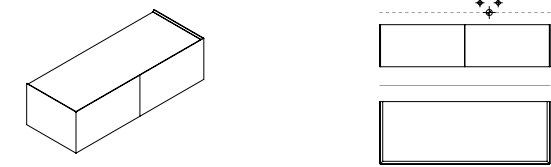


BASE | BASE

cod. JY70B | JY90B

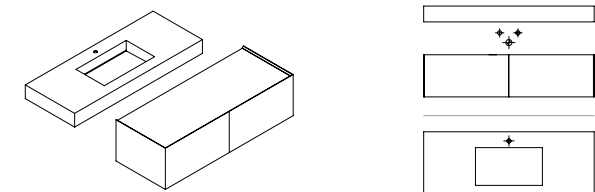


cod. JY120B | JY140B | JY160B | JY180B

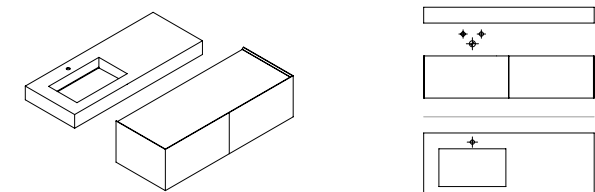


ESEMPI DI COMPOSIZIONE | COMPOSITION EXAMPLES

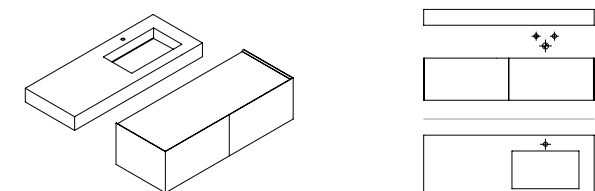
cod. JY140TC + JY140B



cod. JY140TS + JY140B



cod. JY140TD + JY140B



NOTE

Ogni elemento della composizione può essere acquistato singolarmente o in abbinamento e personalizzato con i prodotti Mirage®. Tutti i mobili sono forniti di idonei agganci. Non sono invece inclusi nella fornitura agganci chimici e accessori (rubinetteria, miscelatori). Contattare l'ufficio Engineering per informazioni sull'ancoraggio degli elementi.

Each element of the composition can be purchased individually or to match, and can be produced with all the Mirage® products. All furniture items are supplied with the appropriate hardware necessary for mounting. Resin-injected fittings and accessories (taps, mixer taps), are not included. For further details on elements' anchoring please contact Mirage Engineering Division.

> WISH

Top scatolare con lavabo singolo integrato
Box-shaped countertop with built-in single washbasin



Top scatolare con lavabo singolo integrato (con foro rubinetto) e piano in appoggio laterale DX/SX. Scarico con dogia removibile e possibilità di realizzazione con mix di finiture differenti.

Box-shaped countertop with built-in single washbasin (with tap hole) and right/left side supporting surface. Drain with removable cover and option to combine different finishes.

Rechteckige Platte mit integriertem Einzelwaschbecken (mit Wasserhahnloch) und seitlicher Ablage (rechts/links). Abfluss mit abnehmbarer Leiste und Möglichkeit der Umsetzung mit einer Mischung aus verschiedenen Ausführungen.

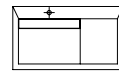
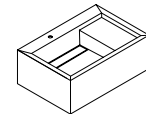
Plan vasque à caisson avec lavabo simple intégré (avec trou robinet) et plan d'appui latéral DX/SX. Évacuation avec latte amovible et possibilité de réalisation avec un mélange de finitions différentes.

盒形盥洗盆台面，配有一体式单盆（有水龙头孔）和右/左侧置物平台。排水口带可拆卸板条，可通过混合不同的饰面而制作。

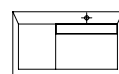
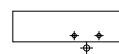
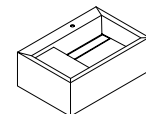
cod.	L (cm)	P (cm)	H (cm)
WH90S	90 36"	51,5 20,3"	25 10"
WH90D	90 36"	51,5 20,3"	25 10"
DIMENSIONE INTERNA LAVABO WASHBASIN INTERNAL DIMENSION	50,4 19,8"	36,9 14,5"	-
WH120S	120 48"	51,5 20,3"	25 10"
WH120D	120 48"	51,5 20,3"	25 10"
WH140S	140 56"	51,5 20,3"	25 10"
WH140D	140 56"	51,5 20,3"	25 10"
DIMENSIONE INTERNA LAVABO WASHBASIN INTERNAL DIMENSION	65,4 25,7"	36,9 14,5"	-

TOP | TOP

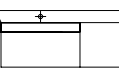
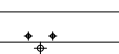
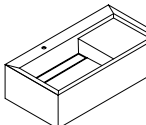
cod. WH90S



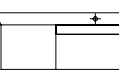
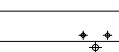
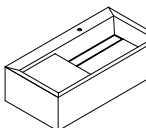
cod. WH90D



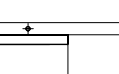
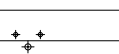
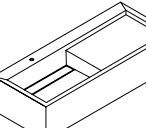
cod. WH120S




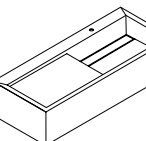
cod. WH120D



cod. WH140S



cod. WH140D



Top scatolare con lavabo singolo integrato (senza foro rubinetto) e piano in appoggio laterale DX/SX. Scarico con dogia removibile e possibilità di realizzazione con mix di finiture differenti.

Box-shaped countertop with built-in single washbasin (without tap hole) and right/left side supporting surface. Drain with removable cover and option to combine different finishes.

Rechteckige Platte mit integriertem Einzelwaschbecken (ohne Wasserhahnloch) und seitlicher Ablage (rechts/links). Abfluss mit abnehmbarer Leiste und Möglichkeit der Umsetzung mit einer Mischung aus verschiedenen Ausführungen.

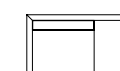
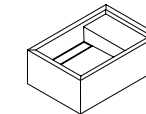
Plan vasque à caisson avec lavabo simple intégré (sans trou robinet) et plan d'appui latéral DX/SX. Évacuation avec latte amovible et possibilité de réalisation avec un mélange de finitions différentes.

盒形盥洗盆台面，配有一体式单盆（有水龙头孔）和右/左侧置物平台。排水口带可拆卸板条，可通过混合不同的饰面而制作。

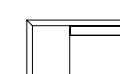

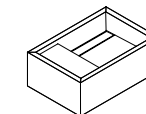
cod.	L (cm)	P (cm)	H (cm)
WH90S	90 36"	51,5 20,3"	25 10"
WH90D	90 36"	51,5 20,3"	25 10"
DIMENSIONE INTERNA LAVABO WASHBASIN INTERNAL DIMENSION	50,4 19,8"	42,3 16,6"	-
WH120S	120 48"	51,5 20,3"	25 10"
WH120D	120 48"	51,5 20,3"	25 10"
WH140S	140 56"	51,5 20,3"	25 10"
WH140D	140 56"	51,5 20,3"	25 10"
DIMENSIONE INTERNA LAVABO WASHBASIN INTERNAL DIMENSION	65,4 25,7"	42,3 16,6"	-

TOP | TOP

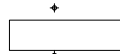
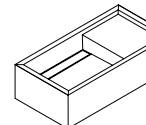
cod. WH90S



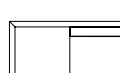
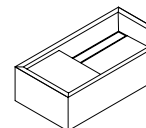
cod. WH90D



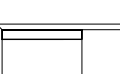
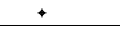
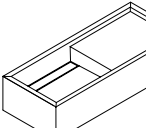
cod. WH120S



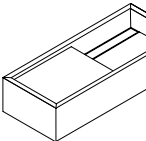
cod. WH120D



cod. WH140S



cod. WH140D



NOTE

Ogni elemento della composizione può essere acquistato singolarmente o in abbinamento e personalizzato con i prodotti Mirage®. Tutti i mobili sono forniti di idonei agganci. Non sono invece inclusi nella fornitura agganci chimici e accessori (rubinetteria, miscelatori). Contattare l'ufficio Engineering per informazioni sull'ancoraggio degli elementi.

Each element of the composition can be purchased individually or to match, and can be produced with all the Mirage® products. All furniture items are supplied with the appropriate hardware necessary for mounting. Resin-injected fittings and accessories (taps, mixer taps), are not included. For further details on elements' anchoring please contact Mirage Engineering Division.

> WONDER

Consolle con lavabo/i integrati
Console with built-in washbasin/s



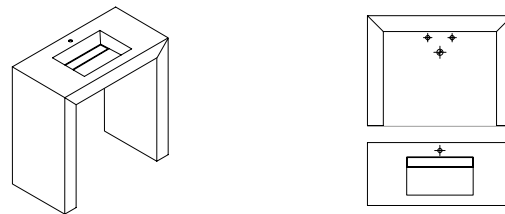
Consolle con lavabo/i integrati e mensola in quercia (opzionale).
Console with built-in washbasin/s and shelf in oak (optional).
Konsole mit integrierten/m Waschbecken und Fach aus Eichenholz (optional).
Console avec lavabo/s intégrés et étagère en chêne (en option).
配有一体式盥洗盆和栎木搁板 (可选) 的条案

CONSOLLE LAVABO SINGOLO | CONSOLE WITH SINGLE WASHBASIN

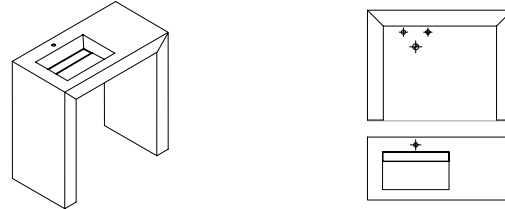
cod. WD90



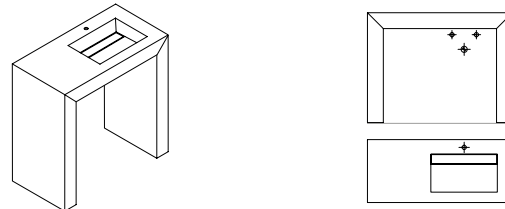
cod. WD120



cod. WD120S



cod. WD120D

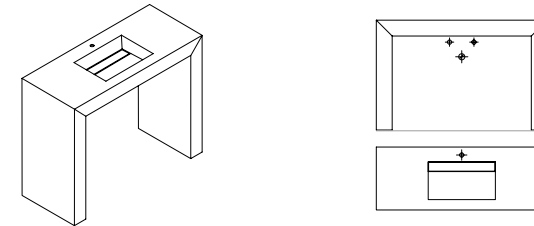


NOTE

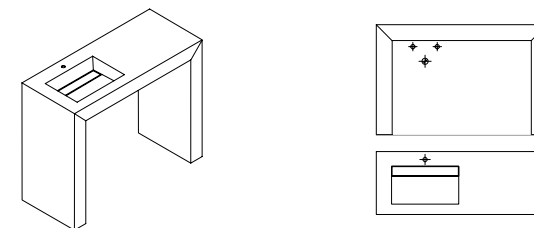
Ogni elemento della composizione può essere acquistato singolarmente o in abbinamento e personalizzato con i prodotti Mirage®.
Tutti i mobili sono forniti di idonei agganci. Non sono invece inclusi nella fornitura agganci chimici e accessori (rubinetteria, miscelatori).
Contattare l'ufficio Engineering per informazioni sull'ancoraggio degli elementi.
Each element of the composition can be purchased individually or to match, and can be produced with all the Mirage® products.
All furniture items are supplied with the appropriate hardware necessary for mounting. Resin-injected fittings and accessories (taps, mixer taps), are not included.
For further details on elements' anchoring please contact Mirage Engineering Division.

CONSOLLE LAVABO SINGOLO | CONSOLE WITH SINGLE WASHBASIN

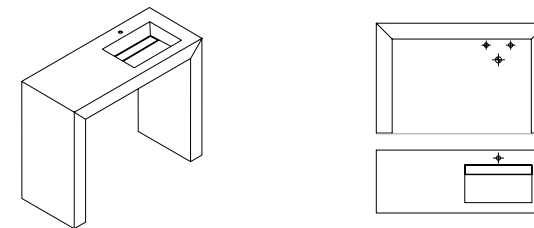
cod. WD140



cod. WD140S

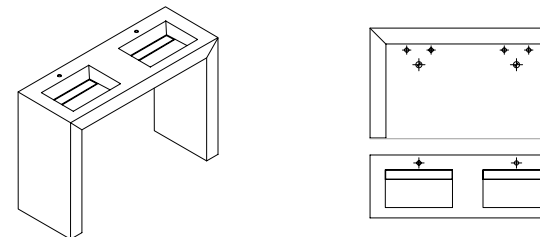


cod. WD140D

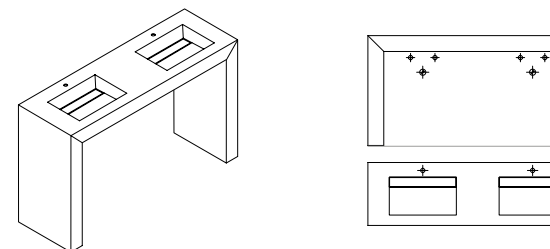


CONSOLLE DOPPIO LAVABO | CONSOLE WITH DOUBLE WASHBASIN

cod. WDD160




cod. WDD180



MENSOLA IN QUERCIA | SHELF IN OAK

cod. WDM54



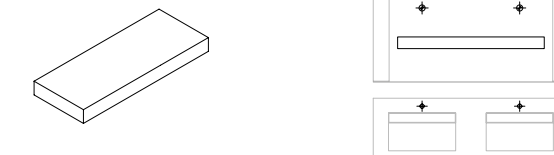
cod. WDM84



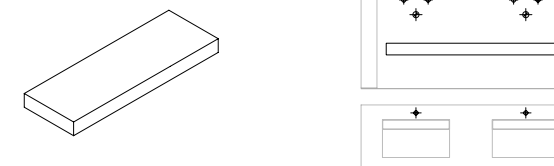
cod. WDM104



cod. WDM124



cod. WDM144



cod.	L (cm)	L int. (cm)	P (cm)	H (cm)
WD90	90 36"	64 25,2"	51,5 20,3"	87 34,2"
WD120	120 48"	94 37"	51,5 20,3"	87 34,2"
WD120S	120 48"	94 37"	51,5 20,3"	87 34,2"
WD120D	120 48"	94 37"	51,5 20,3"	87 34,2"
WD140	140 56"	114 44,8"	51,5 20,3"	87 34,2"
WD140S	140 56"	114 44,8"	51,5 20,3"	87 34,2"
WD140D	140 56"	114 44,8"	51,5 20,3"	87 34,2"
WDD160	160 64"	134 52,7"	51,5 20,3"	87 34,2"
WDD180	180 72"	154 60,6"	51,5 20,3"	87 34,2"
DIMENSIONE INTERNA LAVABO WASHBASIN INTERNAL DIMENSION	55 21,6"	-	31 12,2"	-

cod.	L (cm)	P (cm)	H (cm)
WDM54	54 21,3"	51,5 20,3"	10,5 4,1"
WDM84	84 33"	51,5 20,3"	10,5 4,1"
WDM104	104 41"	51,5 20,3"	10,5 4,1"
WDM124	124 48,8"	51,5 20,3"	10,5 4,1"
WDM144	144 56,7"	51,5 20,3"	10,5 4,1"

Monoblocco con lavabo integrato e troppopieno
Vanity unit with integrated washbasin and overflow



Monoblocco con lavabo integrato e troppopieno, in appoggio su struttura con mensola in gres porcellanato.

Vanity unit with integrated countertop washbasin and porcelain stoneware shelf.

Monoblock mit integriertem Waschbecken und Überlauf, der auf einer Struktur mit Ablage aus Feinsteinzeug ruht.

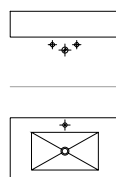
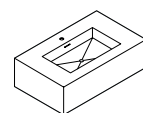
Monobloc avec lavabo intégré et trop-plein, en appui sur une structure avec tablette en grès.

单体式，配有集成洗脸盆和溢水口，置于带石器架的结构上。

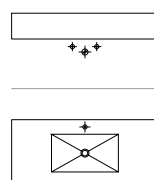
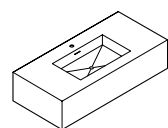
cod.	L (cm)	P (cm)	H (cm)
GH90	90 36"	51,5 20,3"	25 10"
GH120C	120 48"	51,5 20,3"	25 10"
GH120S	120 48"	51,5 20,3"	25 10"
GH120D	120 48"	51,5 20,3"	25 10"
GH140C	140 56"	51,5 20,3"	25 10"
GH140S	140 56"	51,5 20,3"	25 10"
GH140D	140 56"	51,5 20,3"	25 10"
GH160	160 64"	51,5 20,3"	25 10"
GH160S	160 64"	51,5 20,3"	25 10"
GH160D	160 64"	51,5 20,3"	25 10"
GHD160	160 64"	51,5 20,3"	25 10"
DIMENSIONE INTERNA LAVABO WASHBASIN INTERNAL DIMENSION	55 21,6"	31 12,2"	-

MONOBLOCCO | MONOBLOCK

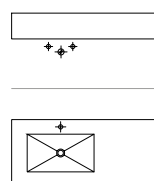
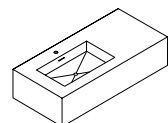
cod. GH90



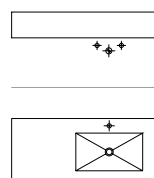
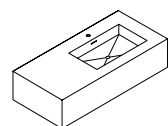
cod. GH120C | cod. GH140C



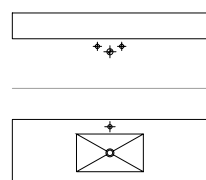
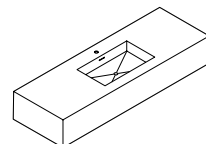
cod. GH120S | cod. GH140S



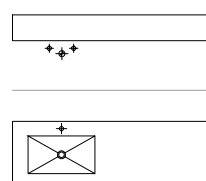
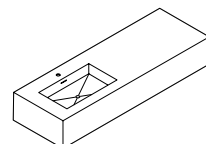
cod. GH120D | cod. GH140D



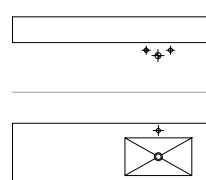
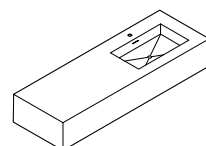
cod. GH160



cod. GH160S

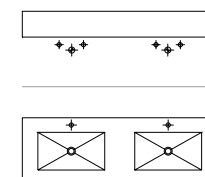
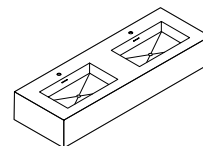


cod. GH160D



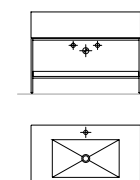
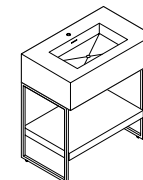
MONOBLOCCO DOPPIO LAVABO | MONOBLOCK WITH DOUBLE WASHBASIN

cod. GHD160

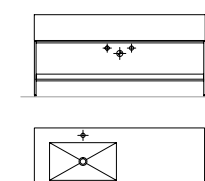
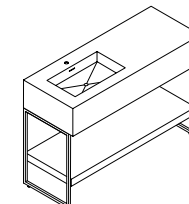


ESEMPI DI COMPOSIZIONE | COMPOSITION EXAMPLES

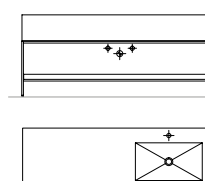
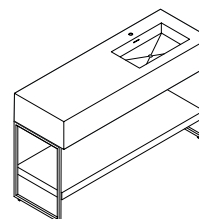
cod. GH90 + GHS90



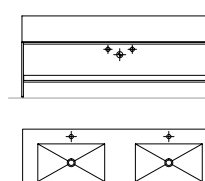
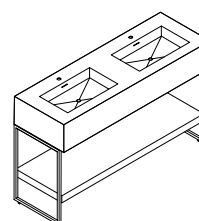
cod. GH140S + GHS140



cod. GH160D + GHS160

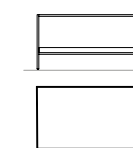
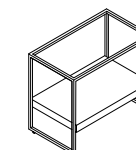


cod. GHD160 + GHS160

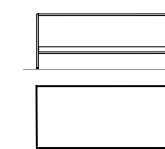
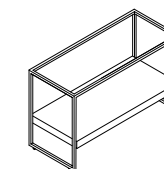


STRUTTURA DI SUPPORTO CON MENSOLA STEEL SUPPORT WITH STONEWARE SHELF

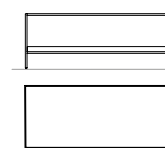
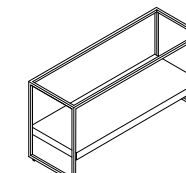
cod. GHS90



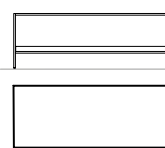
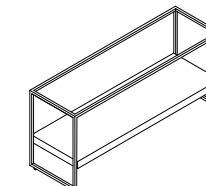
cod. GHS120



cod. GHS140



cod. GHS160



Possibilità di fornitura di base colorata su richiesta, indicando il RAL di riferimento.
The base can be produced on request in further colors.

cod.	L (cm)	P (cm)	H (cm)
GHS90	90 36"	48,2 19"	65 26"
GHS120	120 48"	48,2 19"	65 26"
GHS140	140 56"	48,2 19"	65 26"
GHS160	160 64"	48,2 19"	65 26"

NOTE

Ogni elemento della composizione può essere acquistato singolarmente o in abbinamento e personalizzato con i prodotti Mirage®. Tutti i mobili sono forniti di idonei agganci. Non sono invece inclusi nella fornitura agganci chimici e accessori (rubinetteria, miscelatori). Contattare l'ufficio Engineering per informazioni sull'ancoraggio degli elementi.

Each element of the composition can be purchased individually or to match, and can be produced with all the Mirage® products. All furniture items are supplied with the appropriate hardware necessary for mounting. Resin-injected fittings and accessories (taps, mixer taps), are not included. For further details on elements' anchoring please contact Mirage Engineering Division.

Top scatolare con lavabo integrato e troppopieno
Vanity top with integrated washbasin and overflow



Top scatolare con lavabo integrato e troppopieno.

Vanity top with integrated washbasin and overflow.

Kastenaufsatz mit integriertem Waschbecken und Überlauf.

Plan à caissons avec lavabo intégré et trop-plein.

箱式台面，集成面盆和溢水口。

cod.	L (cm)	P (cm)	H (cm)
JH90T	90 36"	51,5 20,3"	15 6"
JH120TC	120 48"	51,5 20,3"	15 6"
JH120TS	120 48"	51,5 20,3"	15 6"
JY120TD	120 48"	51,5 20,3"	15 6"
JH140TC	140 56"	51,5 20,3"	15 6"
JH140TS	140 56"	51,5 20,3"	15 6"
JH140TD	140 56"	51,5 20,3"	15 6"
JH160TC	160 64"	51,5 20,3"	15 6"
JH160TS	160 64"	51,5 20,3"	15 6"
JH160TD	160 64"	51,5 20,3"	15 6"
JHD160T	160 64"	51,5 20,3"	15 6"
JHD180T	180 72"	51,5 20,3"	15 6"

DIMENSIONE INTERNA LAVABO	55	31	12,1 max
WASHBASIN INTERNAL DIMENSION	21,6"	12,2"	4,7" max

TOP | TOP

cod. JH90T



cod. JH120TC



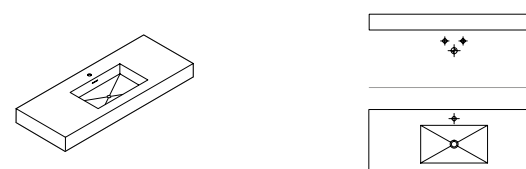
cod. JH120TS



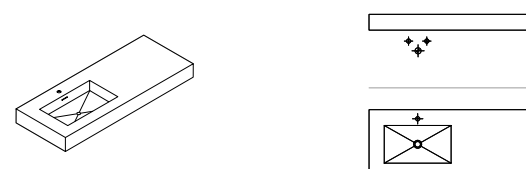
cod. JH120TD



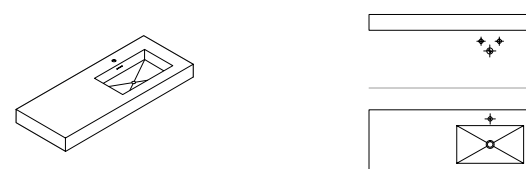
cod. JH140TC



cod. JH140TS

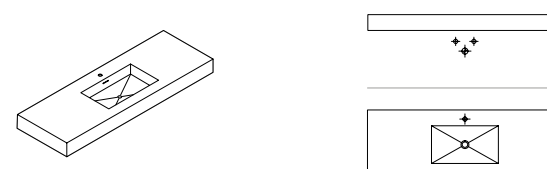


cod. JH140TD

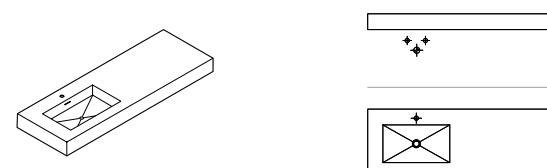


TOP | TOP

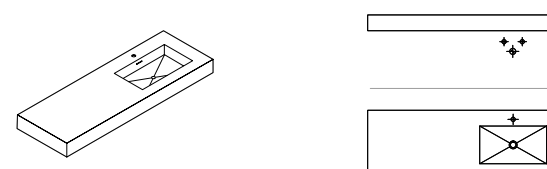
cod. JH160TC



cod. JH160TS

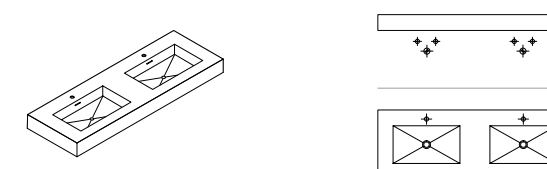


cod. JH160TD

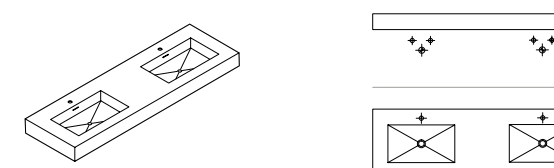


TOP DOPPIO LAVABO | TOP WITH DOUBLE WASHBASIN

cod. JHD160T



cod. JHD180T



NOTE

Ogni elemento della composizione può essere acquistato singolarmente o in abbinamento e personalizzato con i prodotti Mirage®. Tutti i mobili sono forniti di idonei agganci. Non sono invece inclusi nella fornitura agganci chimici e accessori (rubinetteria, miscelatori). Contattare l'ufficio Engineering per informazioni sull'ancoraggio degli elementi.

Each element of the composition can be purchased individually or to match, and can be produced with all the Mirage® products. All furniture items are supplied with the appropriate hardware necessary for mounting. Resin-injected fittings and accessories (taps, mixer taps), are not included. For further details on elements' anchoring please contact Mirage Engineering Division.

> BLISS

Specchio
Mirror



**Specchio completo di due luci LED 4000k sopra e sotto.
Telaio in acciaio e profili laterali in gres porcellanato Mirage (fornito).**

Mirror with two 4000k LED lights (top and bottom).
Steel frame and side profiles in Mirage porcelain stoneware (frame supplied).

Spiegel mit zwei Lampen LED 4000k oben und unten.
Rahmen aus Stahl und seitliche Profile aus Mirage Feinsteinzeug (mitgeliefert).

Miroir équipé de deux lampes LED 4000k au-dessus et au-dessous.
Cadre en acier et profils latéraux en grès Mirage (fourni).

镜子带上下两个4000k的LED灯。
不锈钢框架和珐瓷侧边（一并提供）。

SPECCHI ORIZZONTALI | HORIZONTAL MIRRORS


cod. MR9072




cod. MR12072




cod. MR14072



cod. MR16072



cod. MR18072



Rivestimento in gres porcellanato
Porcelain stoneware covering

cod.	L (cm)	P (cm)	H (cm)
MR9072	90 36"	3,8 1,5"	72 28,4"
MR12072	120 48"	3,8 1,5"	72 28,4"
MR14072	140 56"	3,8 1,5"	72 28,4"
MR16072	160 64"	3,8 1,5"	72 28,4"
MR18072	180 72"	3,8 1,5"	72 28,4"

NOTE

Ogni elemento della composizione può essere acquistato singolarmente o in abbinamento e personalizzato con i prodotti Mirage*.

Tutti i mobili sono forniti di idonei agganci. Non sono invece inclusi nella fornitura agganci chimici e accessori (rubinetteria, miscelatori).

Contattare l'ufficio Engineering per informazioni sull'ancoraggio degli elementi.

Each element of the composition can be purchased individually or to match, and can be produced with all the Mirage* products.

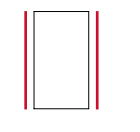
All furniture items are supplied with the appropriate hardware necessary for mounting. Resin-injected fittings and accessories (taps, mixer taps), are not included.

For further details on elements' anchoring please contact Mirage Engineering Division.

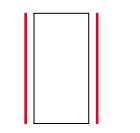
Bathmood

SPECCHI VERTICALI | VERTICAL MIRRORS

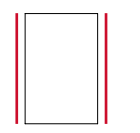
cod. MR4580



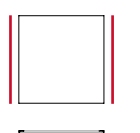
cod. MR4590



cod. MR6090



cod. MR7072

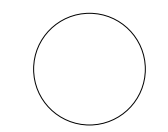


Rivestimento in gres porcellanato
Porcelain stoneware covering


cod.	L (cm)	P (cm)	H (cm)
MR4580	45 18"	3,8 1,5"	80 32"
MR4590	45 18"	3,8 1,5"	90 36"
MR6090	60 24"	3,8 1,5"	90 36"
MR7072	70 28"	3,8 1,5"	72 28,4"

SPECCHI TONDI | ROUND MIRRORS

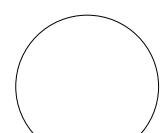
cod. MRØ90



cod. MRØ100



cod. MRØ110



> APPEAL

Piatto doccia
Shower tray



Piatto doccia con scarico centrale e doga removibile.

Shower tray with central drain and removable cover.

Duschbecken mit Abfluss in der Mitte und abnehmbarer Einlage.

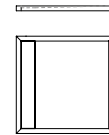
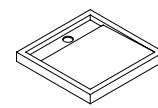
Collecteur de douche avec évacuation centrale et latte amovible.

淋浴盆带中间排水和可拆卸长条。

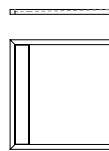
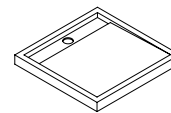
cod.	L (cm)	P (cm)	H (cm)
APQ80	80 32"	80 32"	6 2,4"
APQ90	90 36"	90 36"	6 2,4"
APR80120	120 48"	80 32"	6 2,4"
APR90120	120 48"	90 36"	6 2,4"
APR80140	140 56"	80 32"	6 2,4"
APR90140	140 56"	90 36"	6 2,4"
APR80160	160 64"	80 32"	6 2,4"
APR90160	160 64"	90 36"	6 2,4"
APR80180	180 72"	80 32"	6 2,4"
APR90180	180 72"	90 36"	6 2,4"

PIATTO DOCCIA | SHOWER TRAY

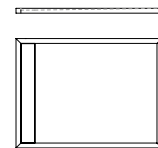
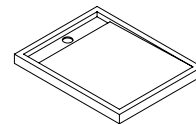
cod. APQ80



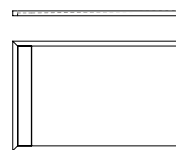
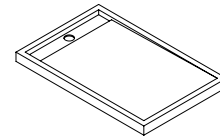
cod. APQ90



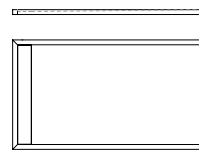
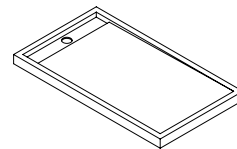
cod. APR80120 | APR90120



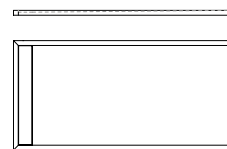
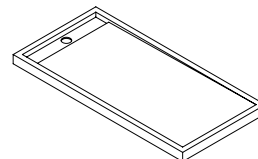
cod. APR80140 | APR90140



cod. APR80160 | APR90160



cod. APR80180 | APR90180




NOTE

Per la scelta della superficie più idonea, si rimanda alle norme specifiche in relazione all'utilizzo ed alla relativa normativa vigente.

Eor the selection of the most suitable finish, please refer to the specific rules in relation to the use and the related current legislation.

> BALANCE

Colonna con frontale in gres porcellanato
Column with front panel in porcelain stoneware



Colonna laccata opaca con frontale in gres porcellanato e ripiani interni in cristallo.

Matt lacquered column with front panel in porcelain stoneware and glass shelves inside.

Matt lackierter Hochschrank mit Vorderseite aus Feinsteinzeug und Fächern innen aus Glas.

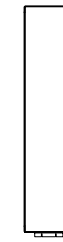
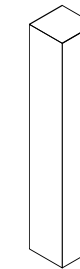
Colonne laquée opaque avec façade en grès cérame et tablettes internes en cristal.

哑光烤漆高柜，配有柘瓷覆面门板和内部玻璃层板。

cod.	L (cm)	P (cm)	H (cm)
BLR35160	35 14"	34 13,4"	160 64"

COLONNA | COLUMN

cod. BLR35160



> FUN

Pensile laccato opaco con frontale in gres porcellanato
Laquered wall unit with front panel in porcelain stoneware



Pensile laccato opaco con frontale in gres porcellanato e ripiani interni in cristallo.

Laquered wall unit with front panel in porcelain stoneware and glass shelves inside.

Hängeschrank mit Vorderseite aus Feinsteinzeug und Fächern innen aus Glas.

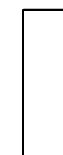
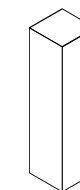
Élément suspendu avec façade en grès cérame et tablettes internes en cristal.

配有柘瓷覆面门板和内部玻璃层板的吊柜。

cod.	L (cm)	P (cm)	H (cm)
FNR35104	35 14"	23 9"	104 40,1"

PENSILE | WALL UNIT

cod. FNR35104



> SMART

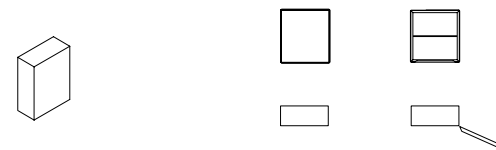
Cubotto laccato opaco con frontale in gres porcellanato
Laquered cuve-shaped with front panel in porcelain stoneware



cod.	L (cm)	P (cm)	H (cm)
SMR5052	50 19,7"	18 7"	52,8 20,8"

CUBOTTO | CUBE-SHAPED

cod. SMR5052



Cubotto laccato opaco con frontale in gres porcellanato e ripiani interni in cristallo.

Laquered cube-shaped unit with front panel in porcelain stoneware and glass shelves inside.

Würfelschrank mit Vorderseite aus Feinsteinzeug und Fächern innen aus Glas.

Cube mural avec façade en grès cérame et tablettes internes en cristal.

配有釉瓷覆面板和内部玻璃层板的开放式置物格。

FINITURE

PRODUCTS | FINITURE | FINITURE | 颜色系列

EFFETTO MARMO

MARBLE EFFECT
MARMOROPTIK
EFFET MARBRE
大理石效果



EFFETTO DESIGN

DESIGN EFFECT
DESIGN OPTIK
EFFET DESIGN
设计效果



EFFETTO CEMENTO

CEMENT EFFECT
ZEMENTOPTIK
EFFET CIMENT
水泥效果



EFFETTO PIETRA

STONE EFFECT
STEINOPTIK
EFFET PIERRE
石纹效果



EFFETTO LEGNO

WOOD EFFECT
HOLZOPTIK
EFFET BOIS
木纹效果



> STAY

Seduta
Seat



cod.	L (cm)	P (cm)	H (cm)
STQ40	40 15,7"	40 20,3"	45 18"
STQ60	60 24"	60 24"	45 18"
STR6090	60 24"	90 36,3"	45 18"

SEDUTA | SEAT

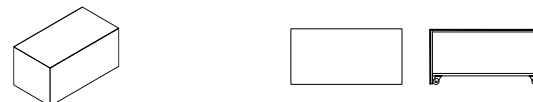
cod. STQ40



cod. STQ60



cod. STR6090



Seduta con ruote girevoli.

Seat with rotating wheels.

Sitz mit drehbaren Rädern.

Assise avec roues pivotantes.

带旋转轮的座椅。

NOTE

Ogni elemento è realizzabile in tutte le finiture di gres porcellanato disponibili in 6 mm di spessore all'interno della gamma Mirage*.

Ulteriori informazioni sono consultabili sul sito www.mirage.it

All elements can be made with all the porcelain stoneware finishes available in the 6 mm thickness in the Mirage* range.

Please refer to www.mirage.it for further information.

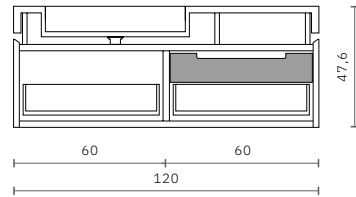
CASSETTIERE

DRAWERS | SCHUBLADEN | TIROIRS | 抽屉

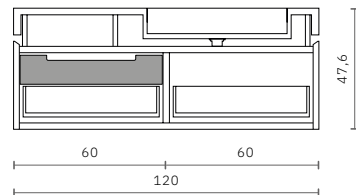
> FREEDOM

CASSETTO DOPPIO
DOUBLE DRAWER
DOPPELTE SCHUBLADE
TIROIR DOUBLE
双抽屉

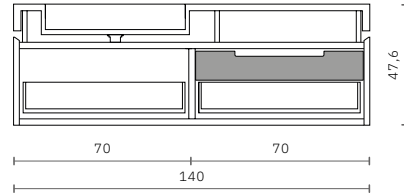
cod. FR120S



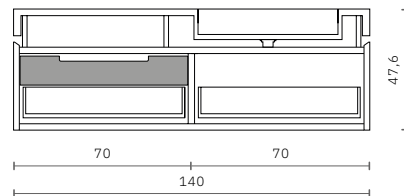
cod. FR120D



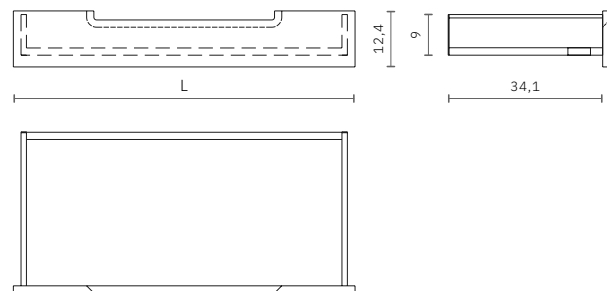
cod. FR140S



cod. FR140D



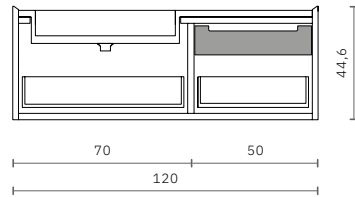
Dettaglio cassetto
Drawer detail



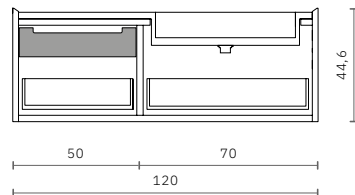
> GLAD

CASSETTO DOPPIO
DOUBLE DRAWER
DOPPELTE SCHUBLADE
TIROIR DOUBLE
双抽屉

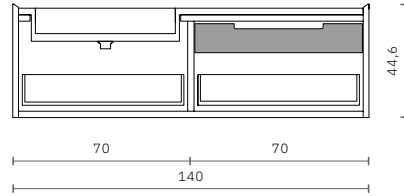
cod. GD120S



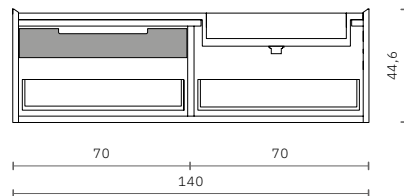
cod. GD120D



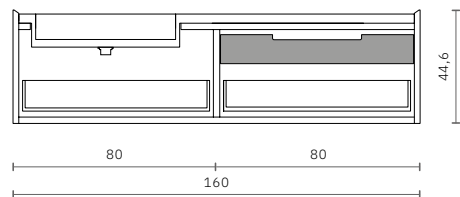
cod. GD140S



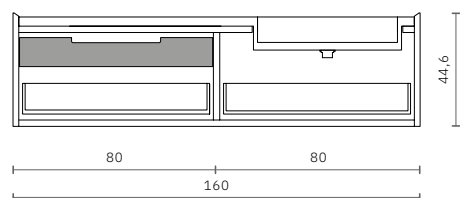
cod. GD140D



cod. GD160S



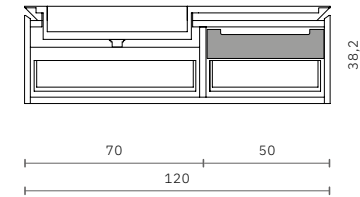
cod. GD160D



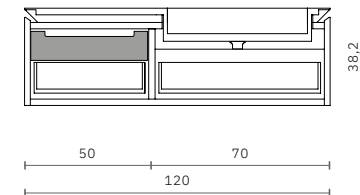
> GLAMOUR

CASSETTO DOPPIO
DOUBLE DRAWER
DOPPELTE SCHUBLADE
TIROIR DOUBLE
双抽屉

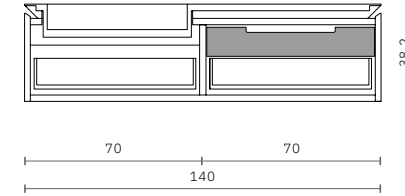
cod. GM120S



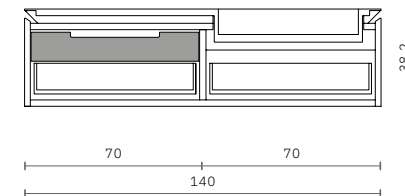
cod. GM120D



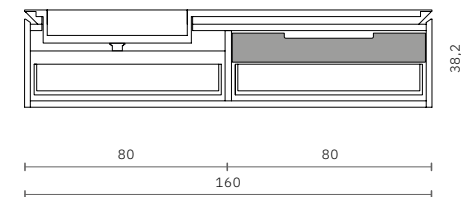
cod. GM140S



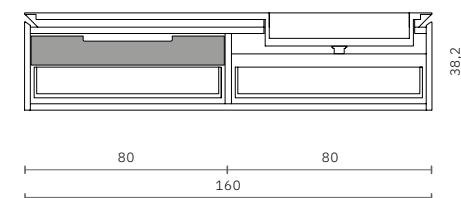
cod. GM140D



cod. GM160S



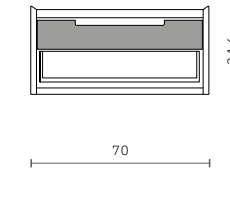
cod. GM160D



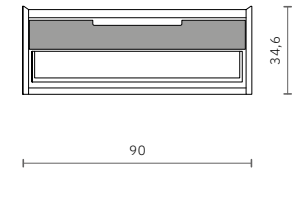
> JOY

CASSETTO SINGOLO
SINGLE DRAWER
EINZELNE SCHUBLADE
TIROIR SIMPLE
单抽屉

cod. JY70B

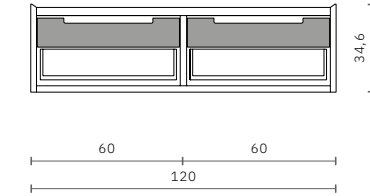


cod. JY90B

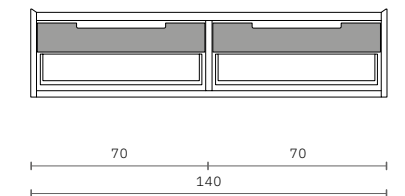


CASSETTO DOPPIO
DOUBLE DRAWER
DOPPELTE SCHUBLADE
TIROIR DOUBLE
双抽屉

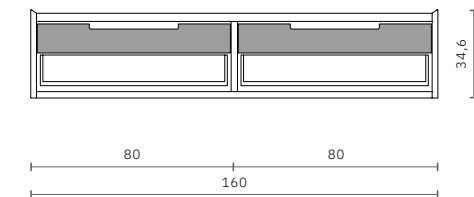
cod. JY120B



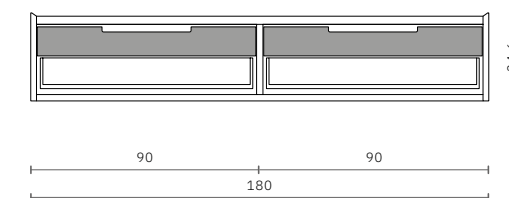
cod. JY140B



cod. JY160B



cod. JY180B

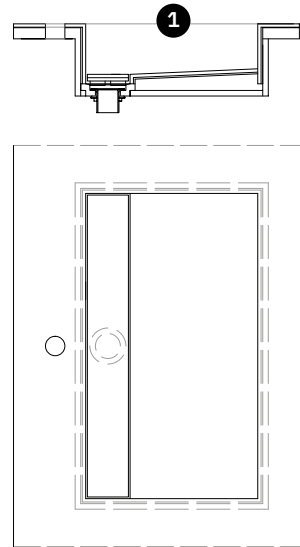


SCARICHI

DRAINS | ABFLUSS | BONDE | 排水口

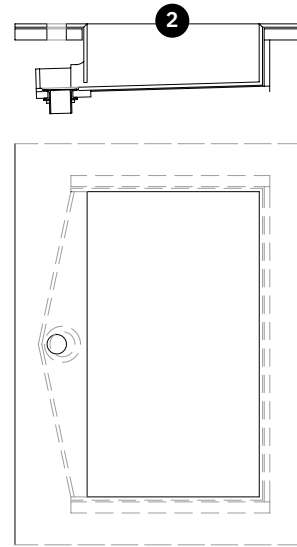
SCARICO CON DOGA REMOVIBILE

DRAIN WITH REMOVABLE COVER
 ABFLUSS MIT HERAUSNEHMBARER LEISTE
 BONDE AVEC LATTE AMOVIBLE
 带可移动板条的排水口



SCARICO A CASCATA

CASCADE DRAIN
 KASKADENABLAUF
 BONDE CASCADE
 层叠式排水口



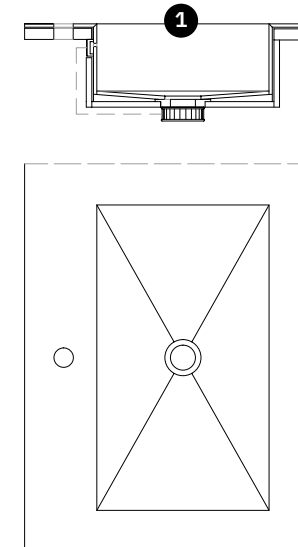
Composizione
 Composition
 Zusammensetzung
 Composition
 组成

Scarico
 Drain
 Ablauf
 Bonde
 排水口

	1	2	3	4
DELIGHT	•	–	–	–
EASE	•	•	•	–
FREEDOM	•	•	•	–
GLAD	•	•	•	–
GLAMOUR	•	•	•	–
GLEE	•	•	•	–
HAPPINESS	–	–	–	•
JOY	•	•	•	–
WISH	•	•	•	–
WONDER	•	•	•	–

SCARICO CENTRALE CHIUSO

CLOSED CENTRAL DRAIN
 GESCHLOSSENER ZENTRALER ABLAUF
 BONDE CENTRALE FERMÉE
 封闭式中央排水口



Composizione
 Composition
 Zusammensetzung
 Composition
 组成

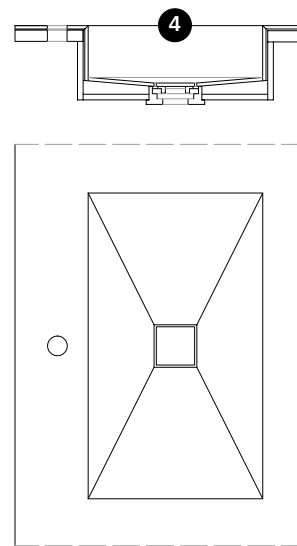
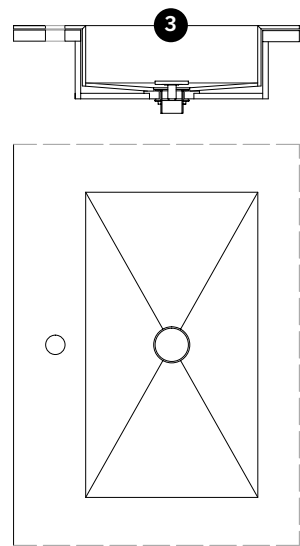
Scarico
 Drain
 Ablauf
 Bonde
 排水口

	1
GLAD HO.RE.CA	•
JOY HO.RE.CA	•

144

SCARICO CENTRALE APERTO*

OPEN CENTRAL DRAIN
 OFFENER ZENTRALER ABLAUF
 BONDE CENTRALE OUVERTE
 开放式中央排水口



* Copripiletta in gres porcellanato.

Drain cover in porcelain stoneware.
 Ablaufabdeckung aus Feinsteinzeug.
 Cache-bonde en grès cérame.
 瓷质石器排水盖。

Copripiletta in gres porcellanato o acciaio satinato.

Drain cover in porcelain stoneware or satin-finish steel.
 Ablaufabdeckung aus Feinsteinzeug oder satiniertem Stahl.
 Cache-bonde en grès cérame ou en acier satiné.
 瓷质石器或缎面钢制排水盖。

145

Bathmood

PULIZIA E MANUTENZIONE

CLEANING AND MAINTENANCE | REINIGUNG UND WARTUNG | NETTOYAGE ET ENTRETIEN | 清洁与保养

Pulizia e manutenzione

PULIZIA E MANUTENZIONE QUOTIDIANA PARTI LACCATE DEL MOBILE (INTERNI E TOP PER BASI SOSPES E)

Utilizzare una soluzione di sapone liquido neutro non abrasivo (particolarmente consigliato il Sapone di Marsiglia) diluito in acqua tiepida. Usare una soluzione concentrata nel caso in cui le superfici siano molto grasse e sporche. L’ ideale è utilizzare un panno in microfibra inumidito.

PULIZIA E MANUTENZIONE QUOTIDIANA PARTI IN ESSENZA ROVERE TERMOTRATTATO

Utilizzare una soluzione di acqua tiepida. L’ ideale è utilizzare un panno in microfibra inumidito leggermente. Successivamente asciugare subito con un panno asciutto evitando aloni o ristagni di umidità.

AVVERTENZE MOBILI (PARTI LACCATE o ESSENZA)

- Non usare mai sostanze abrasive che possono graffiare le superficie (detersivi in polvere, paglietta metallica, punte, lame).
- Non usare detersgenti contenenti acidi forti (decalcificanti tipo Viakal, pulitori per scarichi), detersgenti per forno, sostanze pulitrici per argento, solventi organici come alcool etilico, acetone, trielina.
- Non usare detersivi contenenti ammoniaca, alcool e candeggina.
- Per superfici miste Gres/legno come spigoli dei cassetti e fianchi di mobili non utilizzare prodotti specifici per Gres.

AVVERTENZE PIATTI DOCCIA E LAVABI

- Non gettare acqua bollente direttamente all’interno dei lavabi, evitando improvvise dilatazioni dovute a shock termico.
- Non utilizzare pulitori per scarichi.

EVERYDAY CLEANING AND MAINTENANCE OF LACQUERED PARTS OF THE UNIT (INTERIORS AND TOPS FOR WALL-HUNG BASES)

Use a non-abrasive neutral liquid soap solution (Marseilles soap is highly recommended) diluted in warm water. Use a concentrated solution for very greasy, dirty surfaces. A damp microfibre cloth is ideal.

Pulizia e manutenzione

CLEANING AND MAINTENANCE OF PARTS IN HEAT-TREATED OAK

Use a warm water solution. A slightly damp microfibre cloth is ideal. Dry immediatelly with a dry cloth to avoid leaving marks or humidity.

Pulizia e manutenzione

WARNINGS FOR UNITS (LACQUERED OR WOOD PARTS)

- Never use abrasive substances that could scratch the surfaces (powdered detergents, metal sponges, tips, blades).
- Do not use detergents containing strong acids (limescale removers such as Viakal, drain cleaning products), detergents for ovens, cleaning substances for silver, organic solvents such as ethyl alcohol, acetone or trichloroethylene.
- Do not use detergents containing ammonia, alcohol and bleach.
- For mixed stoneware/wood surfaces such as the edges of drawers and the sides of units, do not use specific products for stoneware.

WARNINGS FOR SHOWER TRAYS AND WASHBASINS

- Do not pour boiling water directly into washbasins, to avoid sudden dilation caused by thermal shock.
- Do not use drain cleaners.

TÄGLICHE REINIGUNG UND WARTUNG DER LACKIERTEN MÖBELTEILE (INNERES UND PLATTE BEI HÄNGEUNTERBAUTEN)

Eine Lösung aus neutraler, nicht scheuernder Flüssigseife (insbesondere wird Kernseife empfohlen), die in lauwarmem Wasser verdünnt wurde. Eine konzentrierte Lösung verwenden, falls die Oberflächen sehr fett und schmutzig sind. Idealerweise ein feuchtes Mikrofasertuch verwenden.

TÄGLICHE REINIGUNG UND WARTUNG DER TEILE AUS WÄRMEBEHANDELTEM EICHENHOLZ

Eine lauwarme Wasserlösung verwenden. Idealerweise ein leicht feuchtes Mikrofasertuch verwenden. Sofort mit einem trockenen Tuch abtrocknen, um Spuren oder Feuchtigkeitsrückstände zu vermeiden.

WARNHINWEISE FÜR MÖBEL (LACKIERTE TEILE oder HOLZ)

- Nie scheuernde Mittel verwenden, die die Oberflächen zerkratzen könnten (Reinigungspulver, Metallschwämme, Spitzen, Klingen).
- Keine stark säurehaltigen Reinigungsmittel (Entkalker wie Viakal, Abflussreiniger), Ofenreiniger, Silberreiniger, organischen Lösungsmittel wie Ethylalkohol, Aceton, Trichlorethen verwenden.
- Keine ammoniak-, alkohol- und bleichmittelhaltigen Reinigungsmittel verwenden.
- Für gemischte Oberflächen aus Feinsteinzeug/Holz wie die Kanten der Schubladen und Möbelseiten keine spezifischen Reiniger für Feinsteinzeug verwenden.

WARNHINWEISE FÜR DUSCH- UND WASCHBECKEN

- Kein siedendes Wasser direkt in die Waschbecken gießen, um plötzliche Ausdehnungen aufgrund des Temperaturschocks zu vermeiden.
- Keine Abflussreiniger verwenden.

NETTOYAGE ET ENTRETIEN QUOTIDIENS DES PARTIES LAQUÉES DU MEUBLE (INTÉRIEURS ET PLAN POUR BASES SUSPENDUES)

Utiliser une solution de savon neutre non abrasif (le savon de Marseille est particulièrement conseillé) diluée dans de l’eau tiède. Utiliser une solution concentrée dans le cas où les surfaces seraient très grasses et sales. L’idéal est d’utiliser un chiffon en microfibre humide.

NETTOYAGE ET ENTRETIEN QUOTIDIENS DES PARTIES EN ESSENCE DE ROUVRE THERMO TRAITÉ

Utiliser une solution d’eau tiède. L’idéal est d’utiliser un chiffon en microfibre légèrement humide. Par la suite, essuyer tout de suite avec un chiffon sec en évitant les auréoles ou les stagnations d’humidité.

AVERTISSEMENTS POUR MEUBLES (PARTIES LAQUÉES OU ESSENCE)

- Ne jamais utiliser de substances abrasives pouvant érafler les surfaces (détergents en poudre, éponge métallique, pointes, lames).
- Ne pas utiliser de détergents contenant des acides forts (détartrants type Viakal, déboucheurs), détergents pour four, substances nettoyantes pour argent, solvants organiques comme alcool éthylique, acétone, trichloréthylène.
- Ne pas utiliser de détergents contenant de l’ammoniac/que, alcool et eau de Javel.
- Pour des surfaces mixtes grès/bois comme les arêtes des tiroirs et les côtés des meubles, ne pas utiliser de produits spécifiques pour grès.

AVERTISSEMENTS POUR RECEVEURS DE DOUCHES ET LAVABOS

- Ne pas jeter d’eau bouillante directement à l’intérieur des lavabos, en évitant des dilatations soudaines dues à un choc thermique.
- Ne pas utiliser de déboucheurs.

Pulizia e manutenzione

Pulizia e manutenzione

家具的烤漆部件的日常清洁和维护（壁挂式地柜的内部和顶板）
使用非研磨性中性皂液（特别推荐使用马赛皂）在温水中稀释的溶液。 如果表面非常油腻和脏污，请使用浓缩溶液。理想的是使用潮湿的超细纤维布。

Pulizia e manutenzione

Pulizia e manutenzione

热处理橡木部件的日常清洁和维护

使用温水溶液。理想的方法是使用微湿的超细纤维布。然后立即用干布擦干，以免出现条纹或湿气停滞。

Pulizia e manutenzione

Pulizia e manutenzione

家具警告（烤漆或木材部件）

切勿使用可能会划伤表面的研磨性物质（粉末清洁剂，钢丝绒，针尖，刀片）。切勿使用含有强酸的清洁剂（Viakal之类的除垢剂，下水道清洁剂），烤箱清洁剂，银器清洁剂，有机溶剂（如乙醇，丙酮，三氯乙烯）。切勿使用含有氨、酒精和漂白剂的清洁剂。对于瓷砖/木质混合的表面，例如抽屉边缘和家具侧板，切勿使用瓷砖专用的清洁产品。

Pulizia e manutenzione

Pulizia e manutenzione

淋浴盆和盥洗盆警告

切勿将沸水直接倒入盥洗盆中，以免因热冲击而突然膨胀。

切勿使用下水道清洁剂。

147

IMBALLI

PACKAGING | VERPACKUNGEN | EMBALLAGES | 包装

Composizione	Codice	Descrizione	Descrizione Imballo	N. Colli	Peso lordo	Peso netto
Composition	Code	Description	Packaging Descriptions	N° of boxes	Gross weight	Net weight
Zusammensetzung	Artikelnummer	Beschreibung	Beschreibung der Verpackung Descriptions	Frachtstücke	Bruttogewicht	Nettogewicht
Composition	Code	Description	Emballage	N. de colis	Poids brut	Poids net
组成	编号	描述	包装描述	包装数量	毛重	净重
JOY	JY90T	Top scatolare con 1 lavabo integrato completo di staffe per montaggio Box-shaped countertop with 1 built-in washbasin, complete with mounting brackets	Cassa di legno tipo OSB, protezioni interne in polistirolo Wooden crate in OSB, internal cushioning in polystyrene	1	32,7	17,4
	JY120T			1	48,8	22,8
	JY140T			1	54,2	25,2
	JY160T			1	56,3	28,1
	JYD160T	Top scatolare con doppio lavabo integrato completo di staffe per montaggio Box-shaped countertop with double built-in washbasin, complete with mounting brackets	Cassa di legno tipo OSB, protezioni interne in polistirolo Wooden crate in OSB, internal cushioning in polystyrene	1	62,5	34,3
	JYD180T			1	69,9	36,2
	JY70B	Base sospesa con 1 cassetto completa di ferramenta per il montaggio Wall-mounted vanity unit with 1 drawer, complete with hardware	Cassa di legno tipo OSB, protezioni interne in polistirolo Wooden crate in OSB, internal cushioning in polystyrene	1	51	36,4
	JY90B			1	58,2	44,2
	JY120B	Base sospesa con 2 cassetti completa di ferramenta per il montaggio Wall-mounted vanity unit with 2 drawers, complete with hardware	Scatola in cartone bianca, pannello OSB 8 mm + pannello polistirolo applicati sul fondo, angolari in polistirolo a copertura degli spigoli White cardboard box, 8 mm OSB panel + panel in polystyrene applied on the bottom, corners in polystyrene and edge protection	1	81,1	50,1
	JY140B			1	92	53,2
JY160B	1			103	56,9	
JY180B	1			114	60,7	
FREEDOM	FR90	Monoblocco con 1 lavabo integrato e 1 cassetto Monoblock with 1 built-in washbasin and 1 drawer	Cassa di legno tipo OSB, protezioni interne in polistirolo + Scatola in cartone bianca, pannello OSB 8 mm + pannello polistirolo applicati sul fondo, angolari in polistirolo a copertura degli spigoli Wooden crate in OSB, internal cushioning in polystyrene + White cardboard box, 8 mm OSB panel + panel in polystyrene applied on the bottom, corners in polystyrene and edge protection	2	94,4	54,6
	FR120	Monoblocco con 1 lavabo integrato e 2 cassetti Monoblock with 1 built-in washbasin and 2 drawers		2	104	68,8
	FR140	Monoblocco con 1 lavabo integrato e 2 cassetti Monoblock with 1 built-in washbasin and 2 drawers		2	120,6	73
	FRD160	Monoblocco con doppio lavabo integrato e 2 cassetti Monoblock with double built-in washbasin and 2 drawers		2	132,8	84,4
	FRD180	Monoblocco con doppio lavabo integrato e 2 cassetti Monoblock with double built-in washbasin and 2 drawers		2	159,8	88,7
HAPPINESS	HP90T	Top scatolare per lavabo singolo da appoggio Box-shaped countertop for single countertop washbasin	Cassa di legno tipo OSB, protezioni interne in polistirolo Wooden crate in OSB, internal cushioning in polystyrene	1	26,5	11,2
	HP120T			1	42,6	16,6
	HP140T			1	48	19
	HPD160T	Top scatolare per doppio lavabo da appoggio Box-shaped countertop for double countertop washbasin		1	50,1	21,9
	HPD180T			1	57,5	23,7
	HP60L	Lavabo da appoggio rettangolare Rectangular countertop washbasin		1	22,9	12,7

Bathmood

Composizione	Codice	Descrizione	Descrizione Imballo	N. Colli	Peso lordo	Peso netto			
Composition	Code	Description	Packaging Descriptions	N° of boxes	Gross weight	Net weight			
Zusammensetzung	Artikelnummer	Beschreibung	Beschreibung der Verpackung Descriptions	Frachtstücke	Bruttogewicht	Nettogewicht			
Composition	Code	Description	Emballage	N. de colis	Poids brut	Poids net			
组成	编号	描述	包装描述	包装数量	毛重	净重			
WISH	WH90	Top scatolare con lavabo integrato completo di staffe per montaggio Box-shaped countertop with built-in washbasin, complete with mounting brackets	Cassa di legno tipo OSB, protezioni interne in polistirolo Wooden crate in OSB, internal cushioning in polystyrene	1	47	22,5			
	WH120			1	57,4	28,2			
	WH140			1	63,5	32,1			
	WH90			1	47	22,5			
	WH120			1	57,4	28,2			
	WH140			1	63,5	32,1			
	GLAMOUR			GM90	Monoblocco con 1 lavabo integrato e 1 cassetto Monoblock with 1 built-in washbasin and 1 drawer	Scatola in cartone bianca, pannello OSB 8 mm applicato sul fondo, angolari in polistirolo a copertura degli spigoli White cardboard box, 8 mm OSB panel applied on the bottom, corners in polystyrene and edge protection	1	68,3	54,3
				GM120	Monoblocco con 1 lavabo integrato e 2 cassetti Monoblock with 1 built-in washbasin and 2 drawers		1	94,8	63,9
GM140		Monoblocco con 1 lavabo integrato e 2 cassetti Monoblock with 1 built-in washbasin and 2 drawers	1	107,8	74,1				
GM160		Monoblocco con 1 lavabo integrato e 2 cassetti Monoblock with 1 built-in washbasin and 2 drawers	1	121,2	96,4				
GLAD	GS90	Monoblocco con 1 lavabo integrato e 1 cassetto Monoblock with 1 built-in washbasin and 1 drawer	Scatola in cartone bianca, pannello OSB 8 mm applicato sul fondo, angolari in polistirolo a copertura degli spigoli White cardboard box, 8 mm OSB panel applied on the bottom, corners in polystyrene and edge protection	1	90,8	51,4			
	GD120	Monoblocco con 1 lavabo integrato e 2 cassetti Monoblock with 1 built-in washbasin and 2 drawers		1	99,8	64,6			
	GD140	Monoblocco con 1 lavabo integrato e 2 cassetti Monoblock with 1 built-in washbasin and 2 drawers		1	116,1	70,4			
	GD160	Monoblocco con 1 lavabo integrato e 2 cassetti Monoblock with 1 built-in washbasin and 2 drawers		1	127,3	77,4			
	GDS90	Base in acciaio INOX verniciato Painted stainless steel base		1	20,4	6,3			
	GDS120			1	38,2	7,1			
GDS140	1		46,9	7,9					
DELIGHT	DLQ50	Lavabo freestanding Freestanding washbasin	Cassa di legno tipo OSB, protezioni interne in polistirolo Wooden crate in OSB, internal cushioning in polystyrene	1	92,5	64,9			

148

149

IMBALLI

PACKAGING | VERPACKUNGEN | EMBALLAGES | 包装

Composizione	Codice	Descrizione	Descrizione Imballo	N. Colli	Peso lordo	Peso netto
Composition	Code	Description	Packaging Descriptions	N° of boxes	Gross weight	Net weight
Zusammensetzung	Artikelnummer	Beschreibung	Beschreibung der Verpackung Descriptions	Frachtstücke	Bruttogewicht	Nettogewicht
Composition	Code	Description	Emballage	N. de colis	Poids brut	Poids net
组成	编号	描述	包装描述	包装数量	毛重	净重
WONDER	WD90	Consolle con 1 lavabo integrato completo di staffe per montaggio Console with 1 built-in washbasin, complete with mounting brackets	Scatola in cartone bianca, pannello OSB 8 mm applicato sul fondo, angolari in polistirolo a copertura degli spigoli White cardboard box, 8 mm OSB panel applied on the bottom, corners in polystyrene and edge protection	1	99,6	59,7
	WD120			1	115,7	64,1
	WD140			1	124,3	67,3
	WD160	Consolle con doppio lavabo integrato completo di staffe per montaggio Console with double built-in washbasin, complete with mounting brackets		1	135,9	73,5
	WD180			1	144,2	76,8
	WDM54			1	19,2	5,2
	WDM84	Mensola in quercia Shelf in oak		1	21,7	6,7
	WDM104			1	23,1	7,8
	WDM124			1	24,6	8,9
	WDM144			1	25,3	9,8
GLEE	GE70	Cassettiera con 1 cassetto completa di staffe per montaggio Drawer unit with 1 drawer complete with fixing brackets	Scatola in cartone bianca, pannello OSB 8 mm applicato sul fondo, angolari in polistirolo a copertura degli spigoli White cardboard box, 8 mm OSB panel applied on the bottom, corners in polystyrene and edge protection	1	54,2	39,6
	GE90			1	62,3	48,3
	GE120	Cassettiera con 2 cassetti completa di staffe per montaggio Drawer unit with 2 drawers complete with fixing brackets		1	86,6	55,5
	GE140			1	98,4	64,8
	GE160			1	110,7	85,9
	GE180			1	124,6	96,9
STAY	STQ40	Seduta con ruote girevoli Seat with rotating wheels	Scatola in cartone bianca, pannello OSB 8 mm applicato sul fondo, angolari in polistirolo a copertura degli spigoli White cardboard box, 8 mm OSB panel applied on the bottom, corners in polystyrene and edge protection	1	43,5	27,9
	STQ60			1	72,0	48,3
	STR6090			1	102,1	65,1
SMART	SMR5052	Cubotto Cube-shaped	Scatola in cartone bianca, pannello OSB 8 mm applicato sul fondo, angolari in polistirolo a copertura degli spigoli White cardboard box, 8 mm OSB panel applied on the bottom, corners in polystyrene and edge protection	1	29,8	15,7
BALANCE	BLR35160	Colonna Column		1	35,2	19,8
FUN	FNR35104	Pensile Wall unit		1	56,1	35,2

Composizione	Codice	Descrizione	Descrizione Imballo	N. Colli	Peso lordo	Peso netto
Composition	Code	Description	Packaging Descriptions	N° of boxes	Gross weight	Net weight
Zusammensetzung	Artikelnummer	Beschreibung	Beschreibung der Verpackung Descriptions	Frachtstücke	Bruttogewicht	Nettogewicht
Composition	Code	Description	Emballage	N. de colis	Poids brut	Poids net
组成	编号	描述	包装描述	包装数量	毛重	净重
APPEAL	APQ80	Piatto doccia quadrato Square shower tray	Cassa di legno tipo OSB, protezioni interne in polistirolo Wooden crate in OSB, internal cushioning in polystyrene	1	37,3	23,8
	APQ90			1	43,9	27,9
	APR120	Piatto doccia rettangolare Rectangular shower tray		1	58	37
	APR140			1	59,3	39
	APR160			1	63,1	42,3
	APR180			1	70,7	46,4
	MR9072			Specchio retroilluminato orizzontale con profili in gres Back-lit horizontal mirror with edging in porcelain stoneware	1	10,1
MR12072	1	13,5	5,5			
MR14072	1	15,7	6,4			
MR16072	1	17,9	7,4			
MR18072	1	20,21	8,2			
MR4580	Specchio retroilluminato verticale con profili in gres Back-lit vertical mirror with edging in porcelain stoneware	1	5,6		2,3	
MR4590		1	5,7	2,4		
MR6090		1	8,1	3,3		
MR7072		1	7,9	3,2		
MR090	Specchio retroilluminato tondo Back-lit round mirror	1	11,9	3,9		
MR0100		1	13,1	4,9		
MR0110		1	14,6	5,6		
BLISS	MR9072	Specchio retroilluminato orizzontale con profili in gres Back-lit horizontal mirror with edging in porcelain stoneware	Scatola in cartone bianca con protezioni interne in polistirolo White cardboard box with internal cushioning in polystyrene	1	10,1	4,1
	MR12072			1	13,5	5,5
	MR14072			1	15,7	6,4
	MR16072			1	17,9	7,4
	MR18072			1	20,21	8,2
	MR4580			1	5,6	2,3
MR4590	1	5,7	2,4			
MR6090	1	8,1	3,3			
MR7072	1	7,9	3,2			
MR090	1	11,9	3,9			
MR0100	1	13,1	4,9			
MR0110	1	14,6	5,6			

150

151

IMBALLI

PACKAGING | VERPACKUNGEN | EMBALLAGES | 包装

Composizione	Codice	Descrizione	Descrizione Imballo	N. Colli	Peso lordo	Peso netto
Composition	Code	Description	Packaging Descriptions	N° of boxes	Gross weight	Net weight
Zusammensetzung	Artikelnummer	Beschreibung	Beschreibung der Verpackung Descriptions	Frachtstücke	Bruttogewicht	Nettogewicht
Composition	Code	Description	Emballage	N. de colis	Poids brut	Poids net
组成	编号	描述	包装描述	包装数量	毛重	净重
EASE	ES70	Top scatolare per lavabo da appoggio in essenza legno completo di staffe per montaggio Box-shaped countertop for countertop washbasin in wood essence, complete with fixing brackets	Scatola in cartone bianca, pannello OSB 8 mm applicato sul fondo, angolari in polistirolo a copertura degli spigoli White cardboard box, 8 mm OSB panel applied on the bottom, corners in polystyrene and edge protection	1	99,6	59,7
	ES80			1	115,7	64,1
	ES90			1	124,3	67,3
	ES100			1	135,9	73,5
	ES110			1	144,2	76,8
	ES120			1	19,2	5,2
	ES130			1	21,7	6,7
	ES140			1	23,1	7,8
	ES150			1	24,6	8,9
	ESD160			1	25,3	9,8
	ESD170			1	24,6	8,9
	ESD180			1	24,6	8,9
	ESD190			1	24,6	8,9
	ESD200			1	24,6	8,9

Bathmood

Composizione	Codice	Descrizione	Descrizione Imballo	N. Colli	Peso lordo	Peso netto
Composition	Code	Description	Packaging Descriptions	N° of boxes	Gross weight	Net weight
Zusammensetzung	Artikelnummer	Beschreibung	Beschreibung der Verpackung Descriptions	Frachtstücke	Bruttogewicht	Nettogewicht
Composition	Code	Description	Emballage	N. de colis	Poids brut	Poids net
组成	编号	描述	包装描述	包装数量	毛重	净重
JOY HO.RE.CA	JH90T	Top scatolare con 1 lavabo integrato completo di staffe per montaggio Box-shaped countertop with single integrated washbasin, complete with brackets for assembly	Cassa di legno tipo OSB, protezioni interne in polistirolo Wooden crate in OSB, internal cushioning in polystyrene	1	33,6	18,35
	JH120T			1	49,9	23,9
	JH140T			1	55,4	26,4
	JH160T			1	57,6	29,4
	JYD160T	Top scatolare con doppio lavabo integrato completo di staffe per montaggio		1	63,9	35,7
	JYD180T	Box-shaped countertop with double integrated washbasin, complete with brackets for assembly		1	71,4	37,7
	GLAD HO.RE.CA	GH90		Monoblocco con 1 lavabo integrato Vanity unit with 1 integrated washbasin	Scatola in cartone bianca, pannello OSB 8 mm applicato sul fondo, angolari in polistirolo a copertura degli spigoli White cardboard box, 8 mm OSB panel applied on the bottom, corners in polystyrene and edge protection	1
GH120		1	54,3			27,2
GH140		1	59			30
GH160		1	61,5			33,3
GHD160		Monoblocco con 2 lavabi Vanity unit with 2 washbasins	1	67,8		39,9
GHS90		Struttura di supporto con mensola Steel support with Stoneware shelf	1	40		28
GHS120			1	48,8		35,8
GHS140			1	55		41
GHS160			1	61,2		46,2

152

153

NOTE

NOTES

156

INSPIRING BETTER LIVING



MIRAGE[®]
INSPIRING BETTER LIVING

Mirage Granito Ceramico S.p.a.

Uffici e Stabilimento
41026 - Pavullo (MO) ITALY
Via Giardini Nord, 225
Tel. +39 0536 29611
Fax +39 0536 21065
info@mirage.it
www.mirage.it

