

LE PIETRE  
—  
di MIRAGE

# LE PIETRE

—  
di MIRAGE

I campioni fotografati servono a dare un'idea indicativa del prodotto, colori e strutture non hanno nessun valore impegnativo. \_ The samples photographed are intended to give an approximate idea of the product; the colours and textures shown are not binding. \_ Die abgebildeten Muster sollen eine Vorstellung von dem Produkt vermitteln, Farben und Formen sind nicht verbindlich. \_ Les échantillons sur photos servent à transmettre une idée du produit, des couleurs et des structures. Ils ne sont donnés qu'à titre indicatif et n'engagent pas le producteur. \_ Las muestras fotografiadas sirven para dar una idea indicativa del producto, por lo que ni los colores ni las estructuras son vinculantes.

**MIRAGE**<sup>®</sup>  
Porcelain.Design.Sustainability



“

CONTEMPORARY

*Perspec-  
tive*

LE PIETRE by Mirage is the complete collection of the Mirage® stone-effect porcelain stoneware range.

39 products, multiple sizes and finishes that offer new perspectives and design opportunities for professionals in the sector.

LE PIETRE von Mirage ist die vollständige Sammlung des Sortiments von Mirage® aus Feinsteinzeug mit Steinoptik.

39 Referenzen, zahlreiche Formate und Oberflächen, die den Branchenfachleuten neue Perspektiven und Planungsmöglichkeiten eröffnen.

LE PIETRE de Mirage est la collection complète de la gamme Mirage® en grès cérame effet pierre.

39 références, de multiples formats et surfaces qui offrent aux professionnels du secteur de nouvelles perspectives et opportunités conceptuelles.

LE PIETRE de Mirage es la recopilación completa de la gama Mirage® en gres porcelánico efecto piedra.

Incluye 39 referencias, múltiples formatos y acabados que ofrecen a los profesionales del sector nuevas perspectivas y oportunidades de diseño.

Mirage 的 LE PIETRE 系列，是 Mirage® 石纹效果瓷质砖的完整系列。39 款产品和多种多样的规格和表面，为该行业的专业人士提供了全新的视角和设计机会。

LE PIETRE di Mirage è la raccolta completa della gamma Mirage® in grès porcellanato ad effetto pietra.

39 referenze, molteplici formati e superfici che offrono ai professionisti del settore nuove prospettive e opportunità progettuali.







“ **ENDLESS**  
*Design possibilities* ”

- Pavimenti** | Floorings
- Rivestimenti** | Coverings
- Facciate** | Facades
- Banconi** | Countertops
- Lavabi** | Washbasins
- Arredi** | Furnitures
- Top bagno** | Vanity Top
- Piatti doccia** | Shower trays

- Residenziale** | Residential Areas
- Commerciale** | Commercial Areas
- Interni/Esterni** | Indoor/Outdoor Areas





“

# Contents

LE PIETRE di MIRAGE

*Exclusive  
Range*

pag. **8**

*Color  
Inspirations*

pag. **26**  
WHITE

pag. **34**  
ALMOND

pag. **48**  
BEIGE

pag. **64**  
GREIGE

pag. **70**  
GREY

pag. **98**  
BLACK

**108**  
COLORS

*Colors  
and Sizes*

pag. **118**

LE PIETRE  
—  
di MIRAGE





# EXCLUSIVE RANGE

MELK  
RR 04



pag. 120

GLACIER  
QR 01



pag. 121

BRAIES  
SK 01



pag. 122

MEDITERRANEA  
EY 01



pag. 123

DESERT  
STONE  
EY 02



pag. 124

GOLD  
CATALAN  
EY 09



pag. 130

RESIA  
SK 02



pag. 131

BOURGOGNE  
NE 12



pag. 132

JURA  
BEIGE  
NE 10



pag. 133

SANDSHELL  
LG 02



pag. 134

BEIGE  
CATALAN  
EY 03



pag. 125

MOONBEAM  
LG 01



pag. 126

TRAVERTINO  
LIGHT  
EY 07



pag. 127

BONE  
TRAVERTINE  
NE 11



pag. 128

MOUNTAINS  
QR 02



pag. 129

ÖKEN  
RR 08



pag. 135

ATMOSPHERE  
LG 03




pag. 136

OCEAN  
GREY  
NE 13



pag. 137

VIT  
RR 01



pag. 138

WATERFALL  
QR 03



pag. 139



# EXCLUSIVE RANGE

**MORITZ**  
SK 03



pag. 140

**GRÅ**  
RR 02



pag. 141

**GRIS CATALAN**  
EY 04



pag. 142

**SAASTAL**  
EY 05



pag. 143

**TRAVERTINO DARK**  
EY 08



pag. 144

**RIVER**  
QR 04




pag. 150

**MANTLE**  
QR 05



pag. 151

**SVART**  
RR 03



pag. 152

**CLOUDBURST**  
LG 05



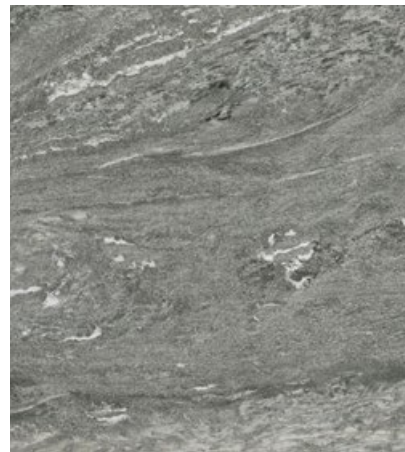
pag. 153

**MORO**  
SK 05



pag. 154

**LUMNEZIA**  
NE 21



pag. 145

**OVERCAST**  
NE 22




pag. 146

**GRIS BELGE**  
NE 31



pag. 147

**SHARKSKIN**  
LG 04




pag. 148

**NEMI**  
SK 04



pag. 149

**HAV**  
RR 06



pag. 155

**ORSI**  
SK 06



pag. 156

**GRUS**  
RR 09



pag. 157

**FARGE**  
RR 05



pag. 158



# 01 WHITE

MELK  
RR 04

pag. **28**

*Sizes & Finishings*  
pag. **120**

GLACIER  
QR 01

pag. **30**

*Sizes & Finishings*  
pag. **121**

BRAIES  
SK 01

pag. **32**

*Sizes & Finishings*  
pag. **122**

LE PIETRE di MIRAGE

# 02 ALMOND

MEDITERRANEA  
EY 01

pag. **36**

*Sizes & Finishings*  
pag. **123**

DESERT  
STONE  
EY 02

pag. **38**

*Sizes & Finishings*  
pag. **124**

BEIGE  
CATALAN  
EY 03

pag. **40**

*Sizes & Finishings*  
pag. **125**

MOONBEAM  
LG 01

pag. **42**

*Sizes & Finishings*  
pag. **126**



# 02 ALMOND

**TRAVERTINO  
LIGHT**  
EY 07



pag. **44**

*Sizes & Finishings*  
pag. **127**

**BONE  
TRAVERTINE**  
NE 11



pag. **46**

*Sizes & Finishings*  
pag. **128**

LE PIETRE di MIRAGE

# 03 BEIGE

**MOUNTAINS**  
QR 02



pag. **50**

*Sizes & Finishings*  
pag. **129**

**GOLD  
CATALAN**  
EY 09



pag. **52**

*Sizes & Finishings*  
pag. **130**

**RESIA**  
SK 02



pag. **54**

*Sizes & Finishings*  
pag. **131**

**BOURGOGNE**  
NE 12



pag. **56**

*Sizes & Finishings*  
pag. **132**



# 03 BEIGE

JURA  
BEIGE  
NE 10



pag. **58**

*Sizes & Finishings*  
pag. **133**

SANDSHELL  
LG 02



pag. **60**

*Sizes & Finishings*  
pag. **134**

ÖKEN  
RR 08



pag. **62**

*Sizes & Finishings*  
pag. **135**

LE PIETRE di MIRAGE

# 04 GREIGE

ATMOSPHERE  
LG 03



pag. **66**

*Sizes & Finishings*  
pag. **136**

OCEAN  
GREY  
NE 13



pag. **68**

*Sizes & Finishings*  
pag. **137**



# 05 GREY

VIT  
RR 01



pag. 72

*Sizes & Finishings*  
pag. 138

WATERFALL  
QR 03



pag. 74

*Sizes & Finishings*  
pag. 139


MORITZ  
SK 03



pag. 76

*Sizes & Finishings*  
pag. 140

GRÀ  
RR 02



pag. 78

*Sizes & Finishings*  
pag. 141

GRIS  
CATALAN  
EY 04



pag. 80

*Sizes & Finishings*  
pag. 142

SAASTAL  
EY 05



pag. 82

*Sizes & Finishings*  
pag. 143

TRAVERTINO  
DARK  
EY 08



pag. 84

*Sizes & Finishings*  
pag. 144

LUMNEZIA  
NE 21




pag. 86

*Sizes & Finishings*  
pag. 145



# 05 GREY

OVERCAST  
NE 22



pag. 88

*Sizes & Finishings*  
pag. 146

GRIS  
BELGE  
NE 31



pag. 90

*Sizes & Finishings*  
pag. 147

SHARKSKIN  
LG 04



pag. 92

*Sizes & Finishings*  
pag. 148

NEMI  
SK 04



pag. 94

*Sizes & Finishings*  
pag. 149

RIVER  
QR 04



pag. 96

*Sizes & Finishings*  
pag. 150



# 06 BLACK

MANTLE  
QR 05



pag. 100

*Sizes & Finishings*  
pag. 151

SVART  
RR 03



pag. 102

*Sizes & Finishings*  
pag. 152

CLOUDBURST  
LG 05



pag. 104

*Sizes & Finishings*  
pag. 153

MORO  
SK 05




pag. 106

*Sizes & Finishings*  
pag. 154

# 07 COLORS

HAV  
RR 06



pag. 110

*Sizes & Finishings*  
pag. 155


ORSI  
SK 06



pag. 112

*Sizes & Finishings*  
pag. 156

GRUS  
RR 09



pag. 114

*Sizes & Finishings*  
pag. 157

FARGE  
RR 05



pag. 116

*Sizes & Finishings*  
pag. 158



“ COLOR

*Inspira-  
tions*

WHITE  
TE

01



LE PIETRE di MIRAGE

# WHITE

“ *delicate  
elegant  
bright* ”

*Collections*

**Norr**

MELK  
RR 04



**Quarziti 2.0**

GLACIER  
QR 01



**Silverlake**

BRAIES  
SK 01







**MELK**  
RR 04

“  
*Norr collection*”

**floor**  
Melk RR 04 NAT SQ  
600x1200 / 24"x48"

LE PIETRE di MIRAGE







**floor**  
Glacier QR 01 NAT SQ EVO\_2/E 20 mm  
600x600 / 24"x24"

**GLACIER**  
QR 01

“  
Quarziti 2.0 collection

LE PIETRE di MIRAGE







**indoor floor**  
 Braies SK 01 NAT SQ  
 600x1200 / 24"x48"

**outdoor floor**  
 Braies SK 01 ST SQ EVO\_2/E 20 mm  
 800x800 / 31½"x31½"

**BRAIES**  
 SK 01

“  
*Silverlake collection*

LE PIETRE di MIRAGE



32  
 33

Color Inspirations  
 WHITE



# ALMOND

02



LE PIETRE di MIRAGE

# ALMOND

“ *calming  
enchanted  
balanced* ”


## Collections

### Elysian


MEDITERRANEA  
EY 01



DESERT STONE  
EY 02



BEIGE CATALAN  
EY 03



TRAVERTINO LIGHT  
EY 07




### Lagoon

MOONBEAM  
LG 01



### Na.me

BONE TRAVERTINE  
NE 11







**MEDITERRANEA**  
EY 01

“  
*Elysian collection*

**floor**  
Mediterranea EY 01 NAT SQ  
600x600 / 24"x24"  
**wall**  
Mediterranea EY 01 SP SQ  
1200x2780 / 48"x110"

LE PIETRE di MIRAGE







LE PIETRE di MIRAGE

**DESERT STONE**  
EY 02

“  
*Elysian collection*

**floor**  
Desert Stone EY 02 NAT SQ  
600x1200 / 24"x48"

**wall**  
Desert Stone EY 02 SP SQ  
1200x2780 / 48"x110"

**BATHMOOD furniture**  
**vanity unit**  
COMFORT Desert Stone EY 02







**BEIGE CATALAN**  
EY 03

“  
*Elysian collection*

**floor**  
Beige Catalan EY 03 SP SQ  
800x800 / 31½"x31½"  
**wall**  
Beige Catalan EY 03 SP SQ  
1200x2780 / 48"x110"  
**tables**  
Wanderlust Onice Brown WA 03 LUC

LE PIETRE di MIRAGE







LE PIETRE di MIRAGE

**floor**  
Moonbeam LG 01 ST SQ EVO\_2/E 20 mm  
600x1200 / 24"x48"

**MOONBEAM**  
LG 01

“  
**Lagoon** collection







**floor**  
Travertino Light EY 07 NAT SQ  
600x1200 / 24"x48"  
**wall**  
And Countertop Travertino Light EY 07 SP SQ  
1200x2780 / 48"x110"

## TRAVERTINO LIGHT EY 07

“  
*Elysian collection*

LE PIETRE di MIRAGE







LE PIETRE di MIRAGE

**BONE TRAVERTINE**  
NE 11

“  
**Na.me** collection

**floor**  
Bone Travertine NE 11 NAT SQ  
600x600 / 24"x24"

**wall**  
Bone Travertine NE 11 NAT SQ  
300x600 / 12"x24"

Mosaico 36T  
Bone Travertine NE 11 NAT  
300x300 / 12"x12"





# BEIGE

03



LE PIETRE di MIRAGE


# BEIGE

“ *natural  
relaxing  
calming* ”

## Collections

### Elysian

GOLD CATALAN  
EY 09




### Lagoon

SANDSHELL  
LG 02



### Na.me

JURA BEIGE  
NE 10




### Norr

ÖKEN  
RR 08




BOURGOGNE  
NE 12




### Quarziti 2.0

MOUNTAINS  
QR 02



### Silverlake

RESIA  
SK 02







**floor**  
Mountains QR 02 NAT SQ  
400x600 / 16"x24"  
200x600 / 8"x24"

**MOUNTAINS**  
QR 02

“  
Quarziti 2.0 collection







**GOLD CATALAN**  
EY 09

“  
*Elysian collection*”

**floor**  
Gold Catalan EY 09 NAT SQ  
600x600 / 24"x24"

**wall**  
Gold Catalan EY 09 SP SQ  
1200x2780 / 48"x110"

**counter**  
Gold Catalan EY 09 SP

LE PIETRE di MIRAGE







LE PIETRE di MIRAGE

RESIA  
SK 02

“  
Silverlake collection

floor  
Resia SK 02 NAT SQ  
600x1200 / 24"x48"



54

55

Color Inspirations  
BEIGE





**BOURGOGNE**  
NE 12

“  
*Na.me collection*

**floor**  
Bourgogne NE 12 NAT SQ  
1200x1200 / 48"x48"

LE PIETRE di MIRAGE







LE PIETRE di MIRAGE

**floor**  
Jura Beige NE 10 NAT SQ  
600x1200 / 24"x48"

**counter**  
Jura Beige NE 10 NAT SQ  
600x1200 / 24"x48"

**JURA BEIGE**  
NE 10

“  
**Na.me** collection







**SANDSHELL**  
LG 02

“  
*Lagoon collection*

**floor**  
Sandshell LG 02 NAT SQ  
600x1200 / 24"x48"  
Sharkskin LG 04 NAT SQ  
600x1200 / 24"x48"  
**wall**  
Sandshell LG 02 NAT SQ  
600x1200 / 24"x48"

LE PIETRE di MIRAGE







LE PIETRE di MIRAGE

## ÖKEN RR 08

“  
Norr collection

**floor**  
Öken RR 08 NAT SQ  
1200x1200 / 48"x48"  
**wall**  
Öken RR 08 NAT SQ  
1200x2780 / 48"x110"





# GREIGE

# 04



LE PIETRE di MIRAGE

# GREIGE

“ *soothing  
comfortable  
sober* ”

*Collections*


**Lagoon**

**ATMOSPHERE**  
LG 03



**Na.me**

**OCEAN GREY**  
NE 13







**ATMOSPHERE**  
LG 03

“  
*Lagoon collection*”

**floor**  
Atmosphere LG 03 NAT SQ  
600x1200 / 24"x48"  
**wall**  
Atmosphere LG 03 NAT SQ  
600x1200 / 24"x48"

LE PIETRE di MIRAGE







LE PIETRE di MIRAGE

## OCEAN GREY NE 13

“  
Na.me collection

**floor**  
Ocean Grey NE 13 NAT SQ  
600x1200 / 24"x48"

**wall**  
Decorazione Custom  
Ocean Grey NE 13 NAT  
(on demand composition)



68  
69

GREIGE Color Inspirations



# GREY

05



LE PIETRE di MIRAGE


# GREY

“ *balanced  
quite  
harmonious* ”

## Collections

### Elysian

GRIS CATALAN  
EY 04



SAASTAL  
EY 05



TRAVERTINO DARK  
EY 08



### Norr

VIT  
RR 01



GRÅ  
RR 02



### Lagoon

SHARKSKIN  
LG 04



### Quarziti 2.0

WATERFALL  
QR 03



RIVER  
QR 04



### Na.me

LUMNEZIA  
NE 21



OVERCAST  
NE 22



GRIS BELGE  
NE 31



### Silverlake

MORITZ  
SK 03



NEMI  
SK 04








LE PIETRE di MIRAGE

VIT  
RR 01

“  
Norr collection

**floor**  
Vit RR 01 NAT SQ  
1200x1200 / 48"x48"  
**wall**  
Lemmy Indio LY 07 SP SQ  
1200x2780 / 48"x110"  
**counter**  
Lemmy Indio LY 07 SP  
**tables**  
Vit RR 01 NAT







**floor**  
Waterfall QR 03 NAT SQ EVO\_2/E 20 mm  
600x1200 / 24"x48"

**wall**  
Waterfall QR 03 NAT SQ  
200x600 / 8"x24"

## WATERFALL QR 03

“  
Quarziti 2.0 collection

LE PIETRE di MIRAGE







LE PIETRE di MIRAGE

**floor**  
Moritz SK 03 NAT SQ  
600x600 / 24"x24"  
300x600 / 12"x24"  
300x300 / 12"x12"

**wall**  
Jolie Calacatta Select JL 02 LUC SQ  
1200x2780 / 48"x110"

## MORITZ SK 03

“  
*Silverlake collection*







**GRÅ**  
RR 02

“  
*Norr collection*”

**floor**  
Grå RR 02 NAT SQ  
600x1200 / 24"x48"

**wall**  
Grå RR 02 NAT SQ  
1200x2780 / 48"x110"

**counter**  
Grå RR 02 NAT

**drawers**  
Glocal Iron GC 20 SP

LE PIETRE di MIRAGE







**GRIS CATALAN**  
EY 04

“  
*Elysian collection*

**floor**  
Gris Catalan EY 04 SP SQ  
1200x1200 / 48"x48"  
**wall**  
Gris Catalan EY 04 SP SQ  
1200x2780 / 48"x110"  
Wanderlust  
Agata Multicolor WA 09 LUC SQ  
1200x2780 / 48"x110"

LE PIETRE di MIRAGE







LE PIETRE di MIRAGE

**floor**  
 Saastal EY 05 SP SQ  
 800x800 / 31½"x31½"

**wall**  
 Saastal EY 05 NAT SQ  
 300x600 / 12"x24"

Norr Grus RR 09 NAT SQ  
 1200x2780 / 48"x110"

**bench**  
 Norr Grus RR 09 NAT

**SAASTAL**  
 EY 05

“  
 Elysian collection







**floor**  
 Travertino Dark EY 08 NAT SQ  
 300x1200 / 12"x48"

**wall**  
 Travertino Dark EY 08 SP SQ  
 1200x2780 / 48"x110"  
 Wanderlust  
 Saint Laurent WA 07 LUC SQ  
 1200x2780 / 48"x110"

**bench**  
 Travertino Dark EY 08 SP  
 Wanderlust  
 Saint Laurent WA 07 LUC

## TRAVERTINO DARK EY 08

“  
 Elysian collection



84  
 85

Color Inspirations  
 585





LE PIETRE di MIRAGE

## LUMNEZIA NE 21

“  
Na.me collection

**floor**  
Lumnezia NE 21 BC SQ  
300x600 / 12"x24"

**wall**  
Lumnezia NE 21 NAT SQ  
150x600 / 6"x24"

Mosaico 36T  
Lumnezia NE 21 NAT  
300x300 / 12"x12"







## OVERCAST NE 22

“  
Name collection

**outdoor floor**  
Overcast NE 22 ST SQ EVO\_2/E 20 mm  
600x1200 / 24"x48"

**indoor floor**  
Overcast NE 22 NAT SQ  
600x1200 / 24"x48"

**wall**  
Koru Apricot KO 03 NAT SQ  
200x1200 / 8"x48"

LE PIETRE di MIRAGE



88

89





LE PIETRE di MIRAGE

**outdoor floor**  
Gris Belge NE 31 ST SQ EVO\_2/E 20 mm  
600x1200 / 24"x48"

**indoor floor**  
Gris Belge NE 31 NAT SQ  
600x600 / 24"x24"

**GRIS BELGE**  
NE 31

“  
**Na.me** collection







LE PIETRE di MIRAGE

**SHARKSKIN**  
LG 04

“  
**Lagoon** collection

**floor**  
Sharkskin LG 04 NAT SQ  
600x1200 / 24"x48"







LE PIETRE di MIRAGE

**NEMI**  
SK 04

“  
*Silverlake collection*

**floor**

Nemi SK 04 NAT SQ  
600x1200 / 24"x48"

Jurupa Camp JP 04 NAT SQ  
200x1200 / 8"x48"

**wall**

Nemi SK 04 NAT SQ  
150x600 / 6"x24"

**vanity top**

Jewels Statuario Venato JW 14 LUC

**vanity unit**

Glocal Absolute GC 06 SP SQ







LE PIETRE di MIRAGE

## RIVER QR 04

“  
Quarziti 2.0 collection

**floor**  
River QR 04 NAT SQ  
300x600 / 12"x24"

**wall**  
Waterfall QR 03 NAT SQ  
300x600 / 12"x24"





BLACK

06



LE PIETRE di MIRAGE

# BLACK

“ *deep  
strong  
stylish* ”

## Collections

### Lagoon

CLOUDBURST  
LG 05




### Norr

SVART  
RR 03



### Quarziti 2.0

MANTLE  
QR 05



### Silverlake

MORO  
SK 05







**MANTLE**  
QR 05

“  
Quarziti 2.0 collection

floor  
Mantle QR 05 NAT SQ  
300x600 / 12"x24"

LE PIETRE di MIRAGE







LE PIETRE di MIRAGE

**SVART**  
RR 03

“  
**Norr** collection

**floor**  
Svart RR 03 NAT SQ  
1200x1200 / 48"x48"







LE PIETRE di MIRAGE

**CLOUDBURST**  
LG 05

“  
**Lagoon** collection

**floor**  
Cloudburst LG 05 NAT SQ  
150x600 / 6"x24"

**wall**  
Cloudburst LG 05 NAT SQ  
300x600 / 12"x24"



104  
105

Color Inspirations  
BLACK





**MORO**  
SK 05

“  
*Silverlake collection*

**floor**  
Moro SK 05 ST SQ  
600x1200 / 24"x48"

**wall**  
Moro SK 05 NAT SQ  
600x600 / 24"x24"  
300x600 / 12"x24"  
300x300 / 12"x12"

LE PIETRE di MIRAGE





# COL

# 07



LE PIETRE di MIRAGE

# COLORS

“ *amusing  
powerful  
dynamic* ”

## Collections

### Norr

**FARGE**  
RR 05



**HAV**  
RR 06



**GRUS**  
RR 09



### Silverlake

**ORSI**  
SK 06







**floor**  
Hav RR 06 NAT SQ  
1200x1200 / 48"x48"

**wall**  
Hav RR 06 NAT SQ  
1200x2780 / 48"x110"

**table**  
Hav RR 06 NAT

**HAV**  
RR 06

“  
*Norr collection*”



110  
111

Color Inspirations





LE PIETRE di MIRAGE

**ORSI**  
SK 06

“  
*Silverlake collection*

**floor**  
Orsi SK 06 NAT SQ  
600x1200 / 24"x48"

**wall**  
Orsi SK 06 NAT SQ  
600x1200 / 24"x48"  
300x600 / 12"x24"







**GRUS**  
RR 09

“  
*Norr collection*”

**floor**  
Grus RR 09 NAT SQ  
1200x1200 / 24"x24"

**wall**  
Grus RR 09 NAT SQ  
1200x2780 / 48"x110"

**counter**  
Grus RR 09 NAT

**tables**  
Cosmopolitan  
Statuario Extra CP 01 LUC

LE PIETRE di MIRAGE



114  
115

Color Inspirations  
COLORS





LE PIETRE di MIRAGE

**FARGE**  
RR 05

“  
Norr collection

- floor**  
Farge RR 05 NAT SQ  
1200x1200 / 24"x24"
- wall**  
Farge RR 05 NAT SQ  
1200x2780 / 48"x110"
- counter**  
Jurupa Wild JP 05 NAT
- bench**  
Farge RR 05 NAT





“  
COLORS and  
*Sizes*”



**01** WHITE

## MELK RR 04

± 9 mm

1200x1200 / 48"x48"  
NAT SQ




600x1200 / 24"x48"  
NAT SQ

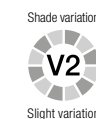
600x600 / 24"x24"  
NAT SQ/ ST SQ

300x600 / 12"x24"  
NAT SQ

150x600 / 6"x24"  
NAT SQ

Stucchi consigliati  
Recommended grouts

KERAKOLL	20	
MAPEI	111 Grigio Argento	
LATICRETE	88 Silver Shadow	



LE PIETRE di MIRAGE

“  
Norr collection

## GLACIER QR 01

± 9 mm

600x1200 / 24"x48"  
NAT SQ

600x600 / 24"x24"  
NAT SQ

400x600 / 16"x24"  
NAT SQ

300x600 / 12"x24"  
NAT SQ / NAT SQ R12




200x600 / 8"x24"  
NAT SQ

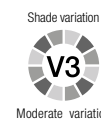
300x300 / 12"x12"  
NAT SQ

200x300 / 8"x12"  
NAT SQ

150x150 / 6"x6"  
NAT SQ

Stucchi consigliati  
Recommended grouts

KERAKOLL	07	
MAPEI	111 Grigio Argento	
LATICRETE	88 Silver Shadow	



± 20 mm **GO 2/®**


600x1200 / 24"x48"  
NAT SQ

450x900 / 18"x36"  
NAT SQ

600x600 / 24"x24"  
NAT SQ

300x600 / 12"x24"  
NAT SQ

Stonalizzazione  
Colour shading



“  
Quarziti 2.0 collection



# 01 WHITE

## BRAIES SK 01

± 9 mm

600x1200 / 24"x48"  
NAT SQ / ST SQ

600x600 / 24"x24"  
NAT SQ / ST SQ

300x600 / 12"x24"  
NAT SQ / ST SQ

150x600 / 6"x24"  
NAT SQ

300x300 / 12"x12"  
NAT SQ




± 20 mm **GO 2/°**

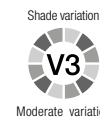
600x1200 / 24"x48"  
ST SQ

800x800 / 31½"x31½"  
ST SQ


600x600 / 24"x24"  
ST SQ

Stucchi consigliati  
Recommended grouts

KERAKOLL	43	
MAPEI	111 Grigio Argento	
LATICRETE	88 Silver Shadow	



Stonalizzazione  
Colour shading



LE PIETRE di MIRAGE

“  
Silverlake collection

# 02 ALMOND

## MEDITERRANEA EY 01

± 6 mm

1200x2780 / 48"x110"  
SP SQ

± 9 mm

1200x1200 / 48"x48"  
SP SQ / ST SQ

600x1200 / 24"x48"  
NAT SQ / ST SQ

800x800 / 31½"x31½"  
SP SQ

600x600 / 24"x24"  
NAT SQ

300x600 / 12"x24"  
NAT SQ




± 20 mm **GO 2/°**

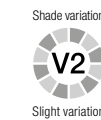
600x1200 / 24"x48"  
ST SQ

800x800 / 31½"x31½"  
ST SQ

600x600 / 24"x24"  
ST SQ

Stucchi consigliati  
Recommended grouts

KERAKOLL	20	
MAPEI	111 Grigio Argento	
LATICRETE	85 Almond	



“  
Elysian collection



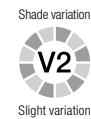
# 02 ALMOND

## DESERT STONE EY 02

± 6 mm	± 9 mm	± 20 mm <i>GO.2/e</i>	± 30 mm <i>GO.3/e</i>
1200x2780 / 48"x110" SP SQ	1200x1200 / 48"x48" SP SQ / ST SQ	600x1200 / 24"x48" ST SQ	600x900 / 24"x36" ST SQ
	600x1200 / 24"x48" NAT SQ / ST SQ	800x800 / 31½"x31½" ST SQ	
	800x800 / 31½"x31½" SP SQ	600x600 / 24"x24" ST SQ	
	600x600 / 24"x24" NAT SQ		
	300x600 / 12"x24" NAT SQ		

### Stucchi consigliati Recommended grouts

KERAKOLL	43	
MAPEI	110 Manhattan 2000	
LATICRETE	85 Almond	






LE PIETRE di MIRAGE

“  
Elysian collection

## BEIGE CATALAN EY 03

± 6 mm	± 9 mm	± 20 mm <i>GO.2/e</i>
1200x2780 / 48"x110" SP SQ	1200x1200 / 48"x48" SP SQ / ST SQ	600x1200 / 24"x48" ST SQ
	600x1200 / 24"x48" NAT SQ / ST SQ	800x800 / 31½"x31½" ST SQ
	800x800 / 31½"x31½" SP SQ	600x600 / 24"x24" ST SQ
	600x600 / 24"x24" NAT SQ	
	300x600 / 12"x24" NAT SQ	

### Stucchi consigliati Recommended grouts

KERAKOLL	43	
MAPEI	111 Grigio Argento	
LATICRETE	90 Light Pewter	



“  
Elysian collection



# 02 ALMOND

## MOONBEAM LG 01

### ± 9 mm

600x1200 / 24"x48"  
NAT SQ / ST SQ

600x600 / 24"x24"  
NAT SQ




300x600 / 12"x24"  
NAT SQ

150x600 / 6"x24"  
NAT SQ

### ± 20 mm 2/°

600x1200 / 24"x48"  
ST SQ

#### Stucchi consigliati Recommended grouts

KERAKOLL	43	
MAPEI	111 Grigio Argento	
LATICRETE	90 Light Pewter	

Shade variation



Slight variation

“  
Lagoon collection

LE PIETRE di MIRAGE

## TRAVERTINO LIGHT EY 07

### ± 6 mm

1200x2780 / 48"x110"  
SP SQ

### ± 9 mm

1200x1200 / 48"x48"  
SP SQ

600x1200 / 24"x48"  
NAT SQ

300x1200 / 12"x48"  
NAT SQ

800x800 / 31½"x31½"  
SP SQ

600x600 / 24"x24"  
NAT SQ




300x600 / 12"x24"  
NAT SQ

### ± 20 mm 2/°

600x1200 / 24"x48"  
ST SQ

300x1200 / 12"x48"  
ST SQ

#### Stucchi consigliati Recommended grouts

KERAKOLL	43	
MAPEI	111 Grigio Argento	
LATICRETE	85 Almond	

Shade variation



Slight variation

“  
Elysian collection



# 02 ALMOND

## BONE TRAVERTINE NE 11

± 9 mm




600x1200 / 24"x48"  
NAT SQ

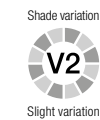
600x600 / 24"x24"  
NAT SQ

300x600 / 12"x24"  
NAT SQ / BC SQ

150x600 / 6"x24"  
NAT SQ

Stucchi consigliati  
Recommended grouts

KERAKOLL	07	
MAPEI	111 Grigio Argento	
LATICRETE	88 Silver Shadow	



Slight variation

“  
Na.me collection

LE PIETRE di MIRAGE

# 03 BEIGE

## MOUNTAINS QR 02

± 9 mm

600x1200 / 24"x48"  
NAT SQ

600x600 / 24"x24"  
NAT SQ

400x600 / 16"x24"  
NAT SQ

300x600 / 12"x24"  
NAT SQ / NAT SQ R12




200x600 / 8"x24"  
NAT SQ

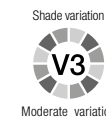
300x300 / 12"x12"  
NAT SQ

200x300 / 8"x12"  
NAT SQ

150x150 / 6"x6"  
NAT SQ

Stucchi consigliati  
Recommended grouts

KERAKOLL	06	
MAPEI	110 Manhattan	
LATICRETE	89 Smoke Grey	



Moderate variation

± 20 mm **GO.2/°**

600x1200 / 24"x48"  
NAT SQ

450x900 / 18"x36"  
NAT SQ

600x600 / 24"x24"  
NAT SQ


300x600 / 12"x24"  
NAT SQ

Modular  
300x600 + 600x900 /  
12"x24"+ 24"x36"  
NAT SQ

± 30 mm **GO.3/°**

600x600 / 24"x24"  
NAT SQ

Stonalizzazione  
Colour shading



“  
Quarziti 2.0 collection



03 BEIGE

## GOLD CATALAN EY 09

### ± 6 mm

1200x2780 / 48"x110"  
SP SQ

### ± 9 mm

1200x1200 / 48"x48"  
SP SQ / ST SQ

600x1200 / 24"x48"  
NAT SQ / ST SQ

800x800 / 31½"x31½"  
SP SQ

600x600 / 24"x24"  
NAT SQ

300x600 / 12"x24"  
NAT SQ

### ± 20 mm

600x1200 / 24"x48"  
ST SQ

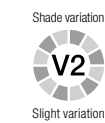
800x800 / 31½"x31½"  
ST SQ

600x600 / 24"x24"  
ST SQ

“  
Elysian collection

### Stucchi consigliati Recommended grouts

KERAKOLL	43	
MAPEI	132 Beige 2000	
LATICRETE	23 Antique White	



LE PIETRE di MIRAGE

## RESIA SK 02

### ± 9 mm

600x1200 / 24"x48"  
NAT SQ / ST SQ

600x600 / 24"x24"  
NAT SQ / ST SQ

300x600 / 12"x24"  
NAT SQ / ST SQ

150x600 / 6"x24"  
NAT SQ

300x300 / 12"x12"  
NAT SQ

### ± 20 mm




600x1200 / 24"x48"  
ST SQ

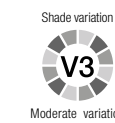
800x800 / 31½"x31½"  
ST SQ

600x600 / 24"x24"  
ST SQ

“  
Silverlake collection

### Stucchi consigliati Recommended grouts

KERAKOLL	44	
MAPEI	110 Manhattan 2000	
LATICRETE	89 Smoke Grey	



### Stonalizzazione Colour shading





03 BEIGE

## BOURGOGNE NE 12

± 9 mm

1200x1200 / 48"x48"  
NAT SQ

600x1200 / 24"x48"  
NAT SQ

600x600 / 24"x24"  
NAT SQ

300x600 / 12"x24"  
NAT SQ / BC SQ

150x600 / 6"x24"  
NAT SQ

± 20 mm °

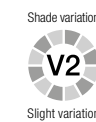
600x1200 / 24"x48"  
ST SQ

450x900 / 18"x36"  
ST SQ

600x600 / 24"x24"  
ST SQ

Stucchi consigliati  
Recommended grouts

KERAKOLL	06	
MAPEI	110 Manhattan 2000	
LATICRETE	89 Smoke Grey	



“  
Na.me collection

LE PIETRE di MIRAGE

## JURA BEIGE NE 10

± 9 mm

600x1200 / 24"x48"  
NAT SQ

600x600 / 24"x24"  
NAT SQ

300x600 / 12"x24"  
NAT SQ / BC SQ

150x600 / 6"x24"  
NAT SQ




± 20 mm °

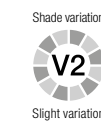
600x1200 / 24"x48"  
ST SQ

450x900 / 18"x36"  
ST SQ

600x600 / 24"x24"  
ST SQ

Stucchi consigliati  
Recommended grouts

KERAKOLL	07	
MAPEI	111 Grigio Argento	
LATICRETE	88 Silver Shadow	



“  
Na.me collection



03 BEIGE

## SANDSHELL LG 02

± 9 mm

600x1200 / 24"x48"  
NAT SQ / ST SQ

600x600 / 24"x24"  
NAT SQ

300x600 / 12"x24"  
NAT SQ

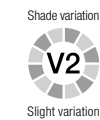
150x600 / 6"x24"  
NAT SQ

± 20 mm **GO 2/°**

600x1200 / 24"x48"  
ST SQ

Stucchi consigliati  
Recommended grouts

KERAKOLL	44	
MAPEI	112 Grigio Medio	
LATICRETE	90 Light Pewter	



LE PIETRE di MIRAGE

“  
Lagoon collection

## ÖKEN RR 08

± 6 mm

1200x2780 / 48"x110"  
NAT SQ

± 9 mm

1200x1200 / 48"x48"  
NAT SQ

600x1200 / 24"x48"  
NAT SQ

600x600 / 24"x24"  
NAT SQ / ST SQ

300x600 / 12"x24"  
NAT SQ




150x600 / 6"x24"  
NAT SQ

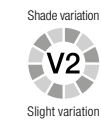
± 20 mm **GO 2/°**

800x800 / 31½"x31½"  
ST SQ

600x600 / 24"x24"  
ST SQ

Stucchi consigliati  
Recommended grouts

KERAKOLL	44	
MAPEI	133 Sabbia	
LATICRETE	17 Marble Beige	



“  
Norr collection

134  
135



04 GREIGE

# ATMOSPHERE LG 03

± 9 mm

600x1200 / 24"x48"  
NAT SQ / ST SQ

600x600 / 24"x24"  
NAT SQ




300x600 / 12"x24"  
NAT SQ

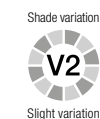
150x600 / 6"x24"  
NAT SQ

± 20 mm °

600x600 / 24"x24"  
ST SQ

Stucchi consigliati  
Recommended grouts

KERAKOLL	45	
MAPEI	113 Grigio Cemento	
LATICRETE	24 Natural Grey	



“  
Lagoon collection

LE PIETRE di MIRAGE

# OCEAN GREY NE 13

± 9 mm

600x1200 / 24"x48"  
NAT SQ

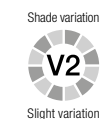
600x600 / 24"x24"  
NAT SQ

300x600 / 12"x24"  
NAT SQ/ BC SQ

150x600 / 6"x24"  
NAT SQ

Stucchi consigliati  
Recommended grouts

KERAKOLL	08	
MAPEI	112 Grigio Medio	
LATICRETE	78 Sterling Silver	



“  
Na.me collection



# 05 GREY

## VIT RR 01

### ± 9 mm

1200x1200 / 48"x48"  
NAT SQ

600x1200 / 24"x48"  
NAT SQ

600x600 / 24"x24"  
NAT SQ/ ST SQ

300x600 / 12"x24"  
NAT SQ

150x600 / 6"x24"  
NAT SQ




### ± 20 mm **GO.2/°**

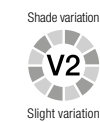
900x900 / 36"x36"  
ST SQ

800x800 / 31½"x31½"  
ST SQ

600x600 / 24"x24"  
ST SQ

### Stucchi consigliati Recommended grouts

KERAKOLL	06	
MAPEI	110 Manhattan 2000	
LATICRETE	88 Silver Shadow	



“  
Norr collection

LE PIETRE di MIRAGE

## WATERFALL QR 03

### ± 9 mm

600x1200 / 24"x48"  
NAT SQ

600x600 / 24"x24"  
NAT SQ

400x600 / 16"x24"  
NAT SQ

300x600 / 12"x24"  
NAT SQ / NAT SQ R12

200x600 / 8"x24"  
NAT SQ

300x300 / 12"x12"  
NAT SQ

200x300 / 8"x12"  
NAT SQ

150x150 / 6"x6"  
NAT SQ

### ± 20 mm **GO.2/°**

600x1200 / 24"x48"  
NAT SQ

450x900 / 18"x36"  
NAT SQ

600x600 / 24"x24"  
NAT SQ




300x600 / 12"x24"  
NAT SQ

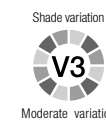
**Modular**  
300x600 + 600x900 /  
12"x24"+ 24"x36"  
NAT SQ

### ± 30 mm **GO.3/°**


600x600 / 24"x24"  
NAT SQ

### Stucchi consigliati Recommended grouts

KERAKOLL	08	
MAPEI	112 Grigio Medio	
LATICRETE	78 Sterling Silver	



### Stonalizzazione Colour shading



“  
Quarziti 2.0 collection



05 GREY

# MORITZ SK 03

### ± 9 mm

600x1200 / 24"x48"  
NAT SQ/ ST SQ

600x600 / 24"x24"  
NAT SQ/ ST SQ

300x600 / 12"x24"  
NAT SQ/ ST SQ

150x600 / 6"x24"  
NAT SQ

300x300 / 12"x12"  
NAT SQ




### ± 20 mm 2/e

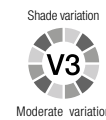
600x1200 / 24"x48"  
ST SQ

800x800 / 31½"x31½"  
ST SQ

600x600 / 24"x24"  
ST SQ

### Stucchi consigliati Recommended grouts

KERAKOLL	06	
MAPEI	112 Grigio Medio	
LATICRETE	78 Sterling Silver	



### Stonalizzazione Colour shading



LE PIETRE di MIRAGE

“  
Silverlake collection

# GRÅ RR 02

### ± 6 mm

1600x3200 / 63"x126"  
NAT SQ

1200x2780 / 48"x110"  
NAT SQ

### ± 9 mm

1200x1200 / 48"x48"  
NAT SQ

600x1200 / 24"x48"  
NAT SQ

600x600 / 24"x24"  
NAT SQ / ST SQ

300x600 / 12"x24"  
NAT SQ

150x600 / 6"x24"  
NAT SQ

### ± 12 mm

1600x3240 / 63"x127½"  
SP NO SQ

### ± 20 mm 2/e




1200x1200 / 48"x48"  
ST SQ

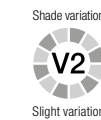
900x900 / 36"x36"  
ST SQ

800x800 / 31½"x31½"  
ST SQ

600x600 / 24"x24"  
ST SQ

### Stucchi consigliati Recommended grouts

KERAKOLL	08	
MAPEI	112 Grigio Medio	
LATICRETE	78 Sterling Silver	



“  
Norr collection



05 GREY

# GRIS CATALAN EY 04

### ± 6 mm

1200x2780 / 48"x110"  
SP SQ

### ± 9 mm

1200x1200 / 48"x48"  
SP SQ / ST SQ

600x1200 / 24"x48"  
NAT SQ / ST SQ

800x800 / 31½"x31½"  
SP SQ

600x600 / 24"x24"  
NAT SQ

300x600 / 12"x24"  
NAT SQ

### ± 20 mm 2/°

600x1200 / 24"x48"  
ST SQ


800x800 / 31½"x31½"  
ST SQ

600x600 / 24"x24"  
ST SQ

### ± 30 mm 3/°

600x900 / 24"x36"  
ST SQ

#### Stucchi consigliati Recommended grouts

KERAKOLL	08	
MAPEI	112 Grigio Medio	
LATICRETE	78 Sterling Silver	

Shade variation



Slight variation

LE PIETRE di MIRAGE

“  
Elysian collection

# SAASTAL EY 05

### ± 9 mm

1200x1200 / 48"x48"  
SP SQ

600x1200 / 24"x48"  
NAT SQ / ST SQ

300x1200 / 12"x48"  
NAT SQ

800x800 / 31½"x31½"  
SP SQ

600x600 / 24"x24"  
NAT SQ

300x600 / 12"x24"  
NAT SQ

### ± 20 mm 2/°

600x1200 / 24"x48"  
ST SQ

300x1200 / 12"x48"  
ST SQ




800x800 / 31½"x31½"  
ST SQ

600x600 / 24"x24"  
ST SQ

### ± 30 mm 3/°

600x900 / 24"x36"  
ST SQ

#### Stucchi consigliati Recommended grouts

KERAKOLL	08	
MAPEI	113 Grigio Cemento	
LATICRETE	78 Sterling Silver	

Shade variation



Slight variation

“  
Elysian collection



05 GREY

## TRAVERTINO DARK EY 08

### ± 6 mm

1200x2780 / 48"x110"  
SP SQ

### ± 9 mm

1200x1200 / 48"x48"  
SP SQ

600x1200 / 24"x48"  
NAT SQ

300x1200 / 12"x48"  
NAT SQ

800x800 / 31½"x31½"  
SP SQ

600x600 / 24"x24"  
NAT SQ

300x600 / 12"x24"  
NAT SQ



### ± 20 mm

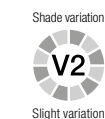
600x1200 / 24"x48"  
ST SQ

300x1200 / 12"x48"  
ST SQ

“  
Elysian collection

### Stucchi consigliati Recommended grouts

KERAKOLL	08	
MAPEI	112 Grigio Medio	
LATICRETE	78 Sterling Silver	



LE PIETRE di MIRAGE

## LUMNEZIA NE 21

### ± 9 mm

600x1200 / 24"x48"  
NAT SQ

600x600 / 24"x24"  
NAT SQ

300x600 / 12"x24"  
NAT SQ / BC SQ

150x600 / 6"x24"  
NAT SQ

### ± 20 mm




600x1200 / 24"x48"  
ST SQ

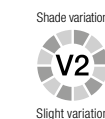
450x900 / 18"x36"  
ST SQ

600x600 / 24"x24"  
ST SQ

“  
Na.me collection

### Stucchi consigliati Recommended grouts

KERAKOLL	11	
MAPEI	114 Antracite	
LATICRETE	45 Raven	





05 GREY

## OVERCAST NE 22

### ± 9 mm

600x1200 / 24"x48"  
NAT SQ

600x600 / 24"x24"  
NAT SQ

300x600 / 12"x24"  
NAT SQ / BC SQ

150x600 / 6"x24"  
NAT SQ

### ± 20 mm

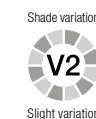
600x1200 / 24"x48"  
ST SQ

450x900 / 18"x36"  
ST SQ

600x600 / 24"x24"  
ST SQ

### Stucchi consigliati Recommended grouts

KERAKOLL	08	
MAPEI	112 Grigio Medio	
LATICRETE	78 Sterling Silver	



“  
Na.me collection

LE PIETRE di MIRAGE

## GRIS BELGE NE 31

### ± 9 mm

1200x1200 / 48"x48"  
NAT SQ

600x1200 / 24"x48"  
NAT SQ

600x600 / 24"x24"  
NAT SQ

300x600 / 12"x24"  
NAT SQ / BC SQ

150x600 / 6"x24"  
NAT SQ

### ± 12 mm

1620x3240 / 63¾"x127½"  
NAT NO SQ

### ± 20 mm



1200x1200 / 48"x48"  
ST SQ

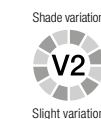
600x1200 / 24"x48"  
ST SQ

450x900 / 18"x36"  
ST SQ

600x600 / 24"x24"  
ST SQ

### Stucchi consigliati Recommended grouts

KERAKOLL	09	
MAPEI	113 Grigio Cemento	
LATICRETE	34 Sand Stone	



“  
Na.me collection



05 GREY

# SHARKSKIN LG 04

± 9 mm

600x1200 / 24"x48"  
NAT SQ / ST SQ

600x600 / 24"x24"  
NAT SQ




300x600 / 12"x24"  
NAT SQ

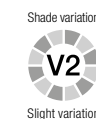
150x600 / 6"x24"  
NAT SQ

± 20 mm  2/°

600x1200 / 24"x48"  
ST SQ

Stucchi consigliati  
Recommended grouts

KERAKOLL	08	
MAPEI	113 Grigio Cemento	
LATICRETE	78 Sterling Silver	



“  
Lagoon collection

LE PIETRE di MIRAGE

# NEMI SK 04

± 9 mm

600x1200 / 24"x48"  
NAT SQ/ ST SQ

600x600 / 24"x24"  
NAT SQ/ ST SQ

300x600 / 12"x24"  
NAT SQ/ ST SQ

150x600 / 6"x24"  
NAT SQ

300x300 / 12"x12"  
NAT SQ

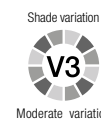
± 20 mm  2/°

600x1200 / 24"x48"  
ST SQ


600x600 / 24"x24"  
ST SQ

Stucchi consigliati  
Recommended grouts

KERAKOLL	08	
MAPEI	114 Antracite	
LATICRETE	45 Raven	



Stonalizzazione  
Colour shading



Silverlake collection



# 05 GREY

## RIVER QR 04

± 9 mm

600x1200 / 24"x48"  
NAT SQ

600x600 / 24"x24"  
NAT SQ

400x600 / 16"x24"  
NAT SQ

300x600 / 12"x24"  
NAT SQ / NAT SQ R12




200x600 / 8"x24"  
NAT SQ

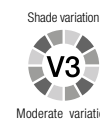
300x300 / 12"x12"  
NAT SQ

200x300 / 8"x12"  
NAT SQ

150x150 / 6"x6"  
NAT SQ

Stucchi consigliati  
Recommended grouts

KERAKOLL	09	
MAPEI	113 Grigio Cemento	
LATICRETE	34 Sand Stone	



Stonalizzazione  
Colour shading



LE PIETRE di MIRAGE

“  
Quarziti 2.0 collection

# 06 BLACK

## MANTLE QR 05

± 9 mm

600x1200 / 24"x48"  
NAT SQ

600x600 / 24"x24"  
NAT SQ

400x600 / 16"x24"  
NAT SQ

300x600 / 12"x24"  
NAT SQ / NAT SQ R12




200x600 / 8"x24"  
NAT SQ

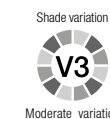
300x300 / 12"x12"  
NAT SQ

200x300 / 8"x12"  
NAT SQ


150x150 / 6"x6"  
NAT SQ

Stucchi consigliati  
Recommended grouts

KERAKOLL	11	
MAPEI	114 Antracite	
LATICRETE	45 Raven	



Stonalizzazione  
Colour shading



“  
Quarziti 2.0 collection

± 20 mm 

600x1200 / 24"x48"  
NAT SQ

450x900 / 18"x36"  
NAT SQ

600x600 / 24"x24"  
NAT SQ

300x600 / 12"x24"  
NAT SQ

Modular  
300x600 + 600x900 /  
12"x24"+ 24"x36"  
NAT SQ



06 BLACK

# SVART RR 03

± 9 mm

1200x1200 / 48"x48"  
NAT SQ

600x1200 / 24"x48"  
NAT SQ

600x600 / 24"x24"  
NAT SQ/ ST SQ

300x600 / 12"x24"  
NAT SQ

150x600 / 6"x24"  
NAT SQ

± 20 mm **GO 2/°**

900x900 / 36"x36"  
ST SQ

800x800 / 31½"x31½"  
ST SQ

600x600 / 24"x24"  
ST SQ

Stucchi consigliati  
Recommended grouts

KERAKOLL 11

MAPEI 114 Antracite


LATICRETE 45 Raven

Shade variation



Slight variation

“  
Norr collection



LE PIETRE di MIRAGE

# CLOUDBURST LG 05

± 9 mm

600x1200 / 24"x48"  
NAT SQ / ST SQ

600x600 / 24"x24"  
NAT SQ

300x600 / 12"x24"  
NAT SQ

150x600 / 6"x24"  
NAT SQ

± 20 mm **GO 2/°**

600x1200 / 24"x48"  
ST SQ

Stucchi consigliati  
Recommended grouts

KERAKOLL 11

MAPEI 114 Antracite

LATICRETE 45 Raven

Shade variation



Slight variation

“  
Lagoon collection





# 06 BLACK

## MORO SK 05

### ± 9 mm

600x1200 / 24"x48"  
NAT SQ / ST SQ

600x600 / 24"x24"  
NAT SQ / ST SQ

300x600 / 12"x24"  
NAT SQ / ST SQ

150x600 / 6"x24"  
NAT SQ

300x300 / 12"x12"  
NAT SQ


### ± 20 mm

600x1200 / 24"x48"  
ST SQ

600x600 / 24"x24"  
ST SQ

### Stucchi consigliati Recommended grouts

KERAKOLL	11	
MAPEI	114 Antracite	
LATICRETE	45 Raven	



### Stonalizzazione Colour shading



LE PIETRE di MIRAGE

“  
Silverlake collection

# 07 COLORS

## HAV RR 06

### ± 6 mm

1200x2780 / 48"x110"  
NAT SQ

### ± 9 mm

1200x1200 / 48"x48"  
NAT SQ

600x1200 / 24"x48"  
NAT SQ

600x600 / 24"x24"  
NAT SQ/ ST SQ

300x600 / 12"x24"  
NAT SQ




150x600 / 6"x24"  
NAT SQ

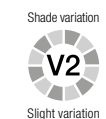
### ± 20 mm

800x800 / 31½"x31½"  
ST SQ


600x600 / 24"x24"  
ST SQ

### Stucchi consigliati Recommended grouts

KERAKOLL	07	
MAPEI	111 Grigio Argento	
LATICRETE	89 Smoke Grey	



“  
Norr collection



154

155



07 COLORS

# ORSI SK 06

± 9 mm

600x1200 / 24"x48"  
NAT SQ / ST SQ

600x600 / 24"x24"  
NAT SQ / ST SQ

300x600 / 12"x24"  
NAT SQ / ST SQ

150x600 / 6"x24"  
NAT SQ

300x300 / 12"x12"  
NAT SQ

± 20 mm **GO 2/e**

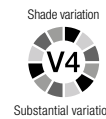
600x1200 / 24"x48"  
ST SQ

800x800 / 31½"x31½"  
ST SQ


600x600 / 24"x24"  
ST SQ

Stucchi consigliati  
Recommended grouts

KERAKOLL	06	
MAPEI	112 Grigio Medio	
LATICRETE	78 Sterling Silver	



Stonalizzazione  
Colour shading



LE PIETRE di MIRAGE

“  
Silverlake collection

# GRUS RR 09

± 6 mm

1200x2780 / 48"x110"  
NAT SQ

± 9 mm

1200x1200 / 48"x48"  
NAT SQ

600x1200 / 24"x48"  
NAT SQ

600x600 / 24"x24"  
NAT SQ/ ST SQ

300x600 / 12"x24"  
NAT SQ

150x600 / 6"x24"  
NAT SQ

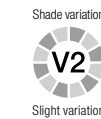
± 20 mm **GO 2/e**

800x800 / 31½"x31½"  
ST SQ

600x600 / 24"x24"  
ST SQ

Stucchi consigliati  
Recommended grouts

KERAKOLL	06	
MAPEI	112 Grigio Medio	
LATICRETE	78 Sterling Silver	



“  
Norr collection



07 COLORS

**FARGE**  
RR 05

± 6 mm

1200x2780 / 48"x110"  
NAT SQ

± 9 mm

1200x1200 / 48"x48"  
NAT SQ

600x1200 / 24"x48"  
NAT SQ

600x600 / 24"x24"  
NAT SQ / ST SQ

300x600 / 12"x24"  
NAT SQ



150x600 / 6"x24"  
NAT SQ

± 20 mm **GO2<sup>e</sup>**

800x800 / 31½"x31½"  
ST SQ

600x600 / 24"x24"  
ST SQ

Stucchi consigliati  
Recommended grouts

KERAKOLL	08	
MAPEI	113 Grigio Cemento	
LATICRETE	78 Sterling Silver	



“  
Norr collection



**floor**  
Farge RR 05 NAT SQ  
1200x1200 / 24"x24"

**wall**  
Farge RR 05 NAT SQ  
1200x2780 / 48"x110"

**washbasin**  
Farge RR 05 NAT







## ACCORGIMENTI SPECIFICI PER L'APPLICAZIONE DELLE GRANDI LASTRE IN 6 MM DI SPESSORE

Precautions for 6mm big slabs applications

Spezifische Anweisungen zur Nutzung der Grossformate in 6mm

Precautions spécifiques pour la pose des grandes plaques en 6mm d'épaisseur

Precauciones específicas para la aplicación de las grandes placas en 6 mm de espesor

在地板铺设6毫米厚的陶瓷板材的具体措施

### 6 MM

Mirage® raccomanda l'utilizzo delle grandi lastre in spessore 6 mm per le sole applicazioni in ambito residenziale, commerciale a traffico leggero e comunque in contesti ove non vi sia passaggio di carichi puntuali pesanti o transito di carrelli a ruote dure.

Le lastre a 6mm, grazie al loro spessore ridotto, sono particolarmente indicate per la posa su pavimenti o rivestimenti preesistenti in marmo, pietra naturale, ceramica, senza la necessità di demolire la pavimentazione sottostante. Tale pavimentazione preesistente dovrà però essere planare, stabile, rigida e priva di rotture. In tutti questi casi sarà necessario valutare attentamente, assieme al progettista della pavimentazione, l'idoneità del sottofondo. In caso di dubbio sarà necessario valutare la necessità della demolizione e/o l'utilizzo di spessori tradizionali.

La posa a pavimento su massetto di lastre in 6mm è invece fortemente condizionata dall'esecuzione ottimale dello stesso, dalla sua completa stagionatura, dal rispetto degli opportuni giunti di dilatazione nonché dalla posa a regola d'arte. Pertanto, in questi casi, per maggiore precauzione, Mirage® suggerisce l'utilizzo del gres porcellanato in spessore tradizionale.

In generale, per l'applicazione a pavimento delle lastre in spessore 6mm, l'adesivo (da scegliere insieme al progettista in base alle caratteristiche del cantiere) dovrà essere applicato secondo il metodo della doppia spalmatura, al fine di assicurare la perfetta distribuzione dello stesso e di garantire un'adesione ottimale, evitando la formazione di eventuali vuoti che potrebbero essere causa di rotture.

FR Mirage® recommande l'utilisation au sol de plaques de 6 mm d'épaisseur uniquement pour des applications dans un contexte résidentiel et commercial à faible affluence ainsi que dans des contextes dépourvus de passages de charges ponctuelles lourdes ou de chariots à roues dures.

Les plaques de 6 mm d'épaisseur, grâce à leur épaisseur réduite, sont particulièrement adaptées à une pose sur des sols ou des revêtements préexistants en marbre, en pierre naturelle et en céramique, sans impliquer la démolition de la sous-couche. Cette sous-couche préexistante devra toutefois être plane, stable, rigide et privée de ruptures. Il sera dans tous les cas nécessaire d'évaluer attentivement, avec le concepteur du sol, la conformité de la sous-couche. En cas de doute, il sera nécessaire d'évaluer la nécessité de la démolition et/ou l'utilisation d'épaisseurs traditionnelles.

La pose au sol de plaques de 6 mm sur un fond est, au contraire, fortement conditionnée par l'exécution optimale de celui-ci, par son séchage complet, par le respect des joints de dilatation adaptés ainsi que par la pose à effectuer dans les règles de l'art. Ainsi, dans ce cas, pour plus de précaution, Mirage® suggère l'utilisation du grès cérame dans une épaisseur traditionnelle.

En général, pour l'application au sol des plaques de 6 mm d'épaisseur, l'adhésif (à choisir avec le concepteur en fonction des caractéristiques du chantier) devra être appliqué suivant la méthode du double encollage afin de garantir non seulement la répartition parfaite de ce dernier mais aussi une adhérence optimale, en évitant ainsi la formation de vides éventuels qui pourrait provoquer des ruptures.

EN Mirage® stresses that slabs 6 mm in thickness may only be used as flooring in residential and commercial environments that are subject to light traffic, and furthermore, in contexts where there is no circulation of heavy loads or hard-tyre trolleys.

Thanks to the reduced thickness, the 6 mm slabs are a good solution for laying over pre-existing floors or tiling in marble, natural stone or ceramics, and avoid the necessity of demolishing the underlying floor. Such pre-existing flooring must, however, be even, stable, rigid and without breakages. Even if the floor conforms to all the above conditions, it is still necessary, together with the flooring project manager, to evaluate the suitability of the underlying layer. If there are any doubts, the need for demolition and/or the use of traditional thickness must be evaluated.

Successful laying of 6 mm slabs on a screed depends greatly on the skill with which it is laid, on its being left to cure completely and on the careful calculation of the appropriated junctures for dilation as well as being laid with due expertise. As a result, in these cases, Mirage® recommends the use of a traditional thickness porcelain stoneware.

In general, when laying a floor of 6 mm thick slabs, the adhesive (to be selected together with the project manager based on the characteristics of the construction) must be applied using the double bonding technique, aimed at ensuring the perfect distribution of the adhesive to guarantee the best bond, avoiding the presence of any hollows that could cause breakages.

ES Mirage® recomienda la utilización como pavimento de las placas de 6 mm de espesor solo para aplicaciones en ámbito residencial, en ambientes comerciales con tránsito reducido y, en cualquier caso, en contextos sin el paso de cargas pesadas localizadas o tránsito de carretillas con ruedas duras.

Gracias a su reducido espesor, las placas de 6 mm están especialmente indicadas para la colocación sobre pavimentos o revestimientos preexistentes de mármol, piedra natural o cerámica, sin necesidad de demoler la pavimentación sobre la que se apoya. La pavimentación preexistente deberá ser, de cualquier modo, plana, estable, rígida y sin roturas. En todos estos casos, deberá analizarse atentamente, junto con el proyectista de la pavimentación, si la base es adecuada. En caso de dudas, habrá que considerar si es necesaria la demolición y/o la utilización de espesores tradicionales.

La colocación como pavimento sobre solera de las placas de 6 mm dependerá en gran medida de la óptima ejecución de la misma, de su completo curado, de que se respeten las juntas de dilatación necesarias, así como de una colocación adecuada. Para mayor precaución en estos casos, Mirage® sugiere la utilización del gres porcelánico de espesor tradicional.

En general, para la aplicación como pavimento de las placas de 6 mm espesor, el adhesivo (a elegir junto con el proyectista según las características del lugar de la obra) deberá utilizarse con la técnica del doble encolado, con el fin de garantizar la distribución perfecta del mismo y una óptima adherencia, evitando que se formen posibles vacíos que pudieran ocasionar roturas.

DE Mirage® empfiehlt die Verwendung von Platten mit Stärke 6 mm als Bodenbelag nur für Anwendungen im Privatbereich und in Gewerbe- und Objektbereichen mit geringer Trittbelastung, oder in Bereichen, in denen zumindest keine Rollwagen mit harten Rädern zum Einsatz kommen oder schwere punktuelle Belastungen auftreten.

Die 6 mm starken Platten eignen sich aufgrund ihrer geringen Stärke besonders für die Verlegung auf bestehenden Bodenbelägen oder Wandverkleidungen aus Marmor, Naturstein, Keramik, ohne dass der darunterliegende Belag zuvor entfernt werden muss. Dieser bereits vorhandene Boden muss jedoch eben, stabil, hart und bruchsticher sein. In all diesen Fällen muss die Eignung des Untergrundes gemeinsam mit dem Architekten oder Planer zuvor sorgfältig geprüft werden. Im Zweifelsfall muss die Notwendigkeit einer Entfernung des bestehenden Bodenbelags und/oder die Verwendung herkömmlicher Stärken in Erwägung gezogen werden.

Die Verlegung von 6 mm starken Platten auf Estrich hängt besonders von der optimalen Ausführung des Estrichs selbst, von seiner vollständigen Reifung, der Beachtung der entsprechenden Ausdehnungsfugen sowie der nach den Regeln der Kunst ausgeführten Verlegung ab. Daher empfiehlt Mirage® in diesen Fällen die Verwendung von Feinsteinzeug mit herkömmlicher Stärke.

Im Allgemeinen muss bei der Verlegung von 6 mm starken Platten als Bodenbelag der Klebstoff (der zusammen mit dem Planer nach den Eigenschaften des Verwendungsorts ausgewählt wird) doppelt aufgetragen werden (sowohl auf dem Untergrund als auch auf der Rückseite der Platte), um eine perfekte Verteilung und eine optimale Haftung zu gewährleisten und die Bildung von Hohlräumen zu vermeiden, die zu Bruch führen könnten.

中國 Mirage® 建议仅在住宅、人流量低的商业环境以及任何没有重负荷或硬轮手推车通过的环境中，铺设厚度为 6 毫米的地板专用陶瓷板材。

这些6毫米厚的陶瓷板材，由于厚度减小，特别适合直接铺设在现有的大理石、天然石材和陶瓷地砖或墙砖上面，而无需拆除下面的现有铺设地板。不过，这些现有的铺设地板必须是平坦、稳定、刚性并且没有破损。在所有这些情况下，必须与地板设计师一起仔细评估地基的适合性。如有疑问，必须评估是否需要拆除和/或使用传统厚度的地砖。


在找平层上铺设6毫米厚的陶瓷板材，则很大程度上受到找平层是否施工良好、是否完全干固、是否留有适当的伸缩缝以及是否按照标准完美铺设等方面的限制。因此，在这些情况下，为了谨慎起见，Mirage® 建议使用传统厚度的瓷质砖。

通常，在地板上铺设6毫米厚的陶瓷板材时，必须根据双层涂抹方法来涂抹粘合剂（与设计师一起根据场地的特性而选择），以确保其涂抹完美、均匀，并保证最佳附着力，避免形成任何可能导致破裂的空隙。




# STONALIZZAZIONE

Colour shading | Schattierung | Dénuançage | Variación de tono | 规格和包装概述



**MEDITERRANEA**  
EY 01



**DESERT STONE**  
EY 02



**BEIGE CATALAN**  
EY 03




**GRIS CATALAN**  
EY 04




**SAASTAL**  
EY 05




**TRAVERTINO LIGHT**  
EY 07



**TRAVERTINO DARK**  
EY 08



**GOLD CATALAN**  
EY 09




**GLACIER**  
QR 01



**MOUNTAINS**  
QR 02



**WATERFALL**  
QR 03



**RIVER**  
QR 04



**MANTLE**  
QR 05




**MOONBEAM**  
LG 01




**SANDSHELL**  
LG 02




**ATMOSPHERE**  
LG 03



**SHARKSKIN**  
LG 04



**CLOUDBURST**  
LG 05




**JURA BEIGE**  
NE 10



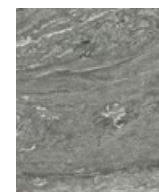
**BONE TRAVERTINE**  
NE 11




**BOURGOGNE**  
NE 12



**OCEAN GREY**  
NE 13




**LUMNEZIA**  
NE 21



**OVERCAST**  
NE 22



**GRIS BELGE**  
NE 31



**VIT**  
RR 01



**GRÀ**  
RR 02



**SVART**  
RR 03



**MELK**  
RR 04



**FARGE**  
RR 05



**HAV**  
RR 06



**ÖKEN**  
RR 08



**GRUS**  
RR 09



**ORSI**  
SK 06

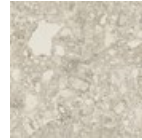


## RIASSUNTIVO FORMATI E IMBALLI

Summary of sizes and packaging | Übersicht über Formate und Verpackungen

Récapitulatif formats et emballages | Sinóptico de formatos y embalajes | 规格和包装概述

### 01 WHITE



**MELK**  
RR 04



**GLACIER**  
QR 01



**BRAIES**  
SK 01



max. Kg/box



pcs/box



sqm/box



box/pallet



sqm/pallet

SI PREGA DI FARE RIFERIMENTO AI RIEPILOGATIVI FORMATI E IMBALLI BIG SLABS.  
PLEASE REFER TO BIG SLABS SUMMARY OF SIZES AND PACKAGING.

Thickness	Size	max. Kg/box	pcs/box	sqm/box	box/pallet	sqm/pallet
6 mm	1600x3200 / 63"x126"					
	1200x2780 / 48"x110"					

Thickness	Size	Finish	max. Kg/box	pcs/box	sqm/box	box/pallet	sqm/pallet
9 mm	1200x1200 / 48"x48"	NAT	61,56	2	2,88	20	57,60
	600x1200 / 24"x48"	NAT	34,79	2	1,44	35	50,40
	300x1200 / 12"x48"		29,48	4	1,44	36	51,84
	800x800 / 31½"x31½"		27,36	2	1,28	48	61,44
	600x600 / 24"x24"	NAT - ST	22,16	3	1,08	40	43,20
	400x600 / 16"x24"		20,28	4	0,96	60	57,60
	300x600 / 12"x24"	NAT	26,18	7	1,26	40	50,40
	200x600 / 8"x24"		19,44	7	0,84	54	45,36
	150x600 / 6"x24"	NAT	26,92	14	1,26	40	50,40
	300x300 / 12"x12"		22,50	12	1,08	48	51,84
	200x300 / 8"x12"		22,16	16	0,96	51	48,96
	150x150 / 6"x6"		14,40	28	0,63	68	42,84

Thickness	Size	max. Kg/box	pcs/box	sqm/box	box/pallet	sqm/pallet
12 mm	1620x3240 / 63¾"x127½"					

Thickness	Size	Finish	max. Kg/box	pcs/box	sqm/box	box/pallet	sqm/pallet
20 mm EVO_2/E™	1200x1200 / 48"x48"						
	600x1200 / 24"x48"	NAT	32,00	1	0,72	35	25,20
	300x1200 / 12"x48"		32,00	2	0,72	36	25,92
	900x900 / 36"x36"		37,60	1	0,81	18	14,58
	450x900 / 18"x36"		37,00	2	0,81	27	21,87
	800x800 / 31½"x31½"		29,70	1	0,64	42	26,88
	600x600 / 24"x24"	ST	33,33	2	0,72	30	21,60
	300x600 / 12"x24" *		24,58	3	0,54	40	21,60

Thickness	Size	Finish	max. Kg/box	pcs/box	sqm/box	box/pallet	sqm/pallet
30 mm EVO_3/E™	600x900 / 24"x36"						
	600x600 / 24"x24"		23,68	1	0,36	40	14,40

\* Formato ricavato da taglio del 600x600x20. / 600x600x20 cutting size.

### 02 ALMOND




**MEDITERRANEA**  
EY 01



**DESERT STONE**  
EY 02



**BEIGE CATALAN**  
EY 03



**MOONBEAM**  
LG 01



**TRAVERTINO LIGHT**  
EY 07



**BONE TRAVERTINE**  
NE 11



max. Kg/box



pcs/box



sqm/box



box/pallet



sqm/pallet

SI PREGA DI FARE RIFERIMENTO AI RIEPILOGATIVI FORMATI E IMBALLI BIG SLABS.  
PLEASE REFER TO BIG SLABS SUMMARY OF SIZES AND PACKAGING.

Thickness	Size	max. Kg/box	pcs/box	sqm/box	box/pallet	sqm/pallet
6 mm	1600x3200 / 63"x126"					
	1200x2780 / 48"x110"	SP				

Thickness	Size	Finish	max. Kg/box	pcs/box	sqm/box	box/pallet	sqm/pallet
9 mm	1200x1200 / 48"x48"	SP - ST	61,56	2	2,88	20	57,60
	600x1200 / 24"x48"	NAT - ST	34,79	2	1,44	35	50,40
	300x1200 / 12"x48"		29,48	4	1,44	36	51,84
	800x800 / 31½"x31½"		27,36	2	1,28	48	61,44
	600x600 / 24"x24"		24,93	3	1,08	40	43,20
	400x600 / 16"x24"		20,28	4	0,96	60	57,60
	300x600 / 12"x24"	NAT	26,18	7	1,26	40	50,40
	200x600 / 8"x24"		19,44	7	0,84	54	45,36
	150x600 / 6"x24"	NAT	26,92	14	1,26	40	50,40
	300x300 / 12"x12"		22,50	12	1,08	48	51,84
	200x300 / 8"x12"		22,16	16	0,96	51	48,96
	150x150 / 6"x6"		14,40	28	0,63	68	42,84

Thickness	Size	max. Kg/box	pcs/box	sqm/box	box/pallet	sqm/pallet
12 mm	1620x3240 / 63¾"x127½"					

Thickness	Size	Finish	max. Kg/box	pcs/box	sqm/box	box/pallet	sqm/pallet
20 mm EVO_2/E™	1200x1200 / 48"x48"						
	600x1200 / 24"x48"	ST	33,40	1	0,72	35	25,20
	300x1200 / 12"x48"		32,00	2	0,72	36	25,92
	900x900 / 36"x36"		37,60	1	0,81	18	14,58
	450x900 / 18"x36"		37,00	2	0,81	27	21,87
	800x800 / 31½"x31½"		28,50	1	0,64	42	26,88
	600x600 / 24"x24"	ST	33,33	2	0,72	30	21,60
	300x600 / 12"x24" *		24,58	3	0,54	40	21,60

Thickness	Size	Finish	max. Kg/box	pcs/box	sqm/box	box/pallet	sqm/pallet
30 mm EVO_3/E™	600x900 / 24"x36"	ST	35,40	1	0,54	32	17,28
	600x600 / 24"x24"		23,68	1	0,36	40	14,40

\* Formato ricavato da taglio del 600x600x20. / 600x600x20 cutting size.




## RIASSUNTIVO FORMATI E IMBALLI


Summary of sizes and packaging | Übersicht über Formate und Verpackungen

Récapitulatif formats et emballages | Sinóptico de formatos y embalajes | 规格和包装概述


### 03 BEIGE




**MOUNTAINS**  
QR 02




**GOLD CATALAN**  
EY 09




**RESIA**  
SK 02



**BOURGOGNE**  
NE 12



**JURA BEIGE**  
NE 10



**SANDSHELL**  
LG 02



**ÖKEN**  
RR 08



max. Kg/box



pcs/box



sqm/box



box/pallet



sqm/pallet

Σ 6 mm							SI PREGA DI FARE RIFERIMENTO AI RIEPILOGATIVI FORMATI E IMBALLI BIG SLABS. PLEASE REFER TO BIG SLABS SUMMARY OF SIZES AND PACKAGING.									
1600x3200 / 63"x126"																
1200x2780 / 48"x110"		SP														NAT

Σ 9 mm							Kg/box	pcs/box	sqm/box	box/pallet	sqm/pallet
1200x1200 / 48"x48"		SP - ST		NAT			61,56	2	2,88	20	57,60
600x1200 / 24"x48"	NAT	NAT - ST	NAT - ST	NAT	NAT	NAT - ST	34,79	2	1,44	35	50,40
300x1200 / 12"x48"							29,48	4	1,44	36	51,84
800x800 / 31½"x31½"		SP					27,36	2	1,28	48	61,44
600x600 / 24"x24"	NAT		NAT - ST	NAT	NAT	NAT - ST	24,93	3	1,08	40	43,20
400x600 / 16"x24"	NAT						20,28	4	0,96	60	57,60
300x600 / 12"x24"	NAT - NAT R12	NAT	NAT - ST	NAT - BC	NAT - BC	NAT	26,18	7	1,26	40	50,40
200x600 / 8"x24"	NAT						19,44	7	0,84	54	45,36
150x600 / 6"x24"		NAT	NAT	NAT	NAT	NAT	26,92	14	1,26	40	50,40
300x300 / 12"x12"	NAT		NAT				22,50	12	1,08	48	51,84
200x300 / 8"x12"	NAT						22,16	16	0,96	51	48,96
150x150 / 6"x6"	NAT						14,40	28	0,63	68	42,84

Σ 12 mm							Kg/box	pcs/box	sqm/box	box/pallet	sqm/pallet
1620x3240 / 63¾"x127½"							SI PREGA DI FARE RIFERIMENTO AI RIEPILOGATIVI FORMATI E IMBALLI BIG SLABS. PLEASE REFER TO BIG SLABS SUMMARY OF SIZES AND PACKAGING.				

Σ 20 mm EVO_2/E™							Kg/box	pcs/box	sqm/box	box/pallet	sqm/pallet
1200x1200 / 48"x48"							SI PREGA DI FARE RIFERIMENTO AI RIEPILOGATIVI FORMATI E IMBALLI BIG SLABS. PLEASE REFER TO BIG SLABS SUMMARY OF SIZES AND PACKAGING.				
600x1200 / 24"x48"	NAT	ST	ST	NAT	NAT	ST	33,40	1	0,72	35	25,20
300x1200 / 12"x48"							32,00	2	0,72	36	25,92
900x900 / 36"x36"							37,60	1	0,81	18	14,58
450x900 / 18"x36"	NAT			NAT	NAT		37,00	2	0,81	27	21,87
800x800 / 31½"x31½"		ST	ST				29,70	1	0,64	42	26,88
600x600 / 24"x24"	NAT	ST	ST	NAT	NAT	ST	33,33	2	0,72	30	21,60
300x600 / 12"x24" *	NAT						24,58	3	0,54	40	21,60

Σ 30 mm EVO_3/E™							Kg/box	pcs/box	sqm/box	box/pallet	sqm/pallet
600x900 / 24"x36"							35,40	1	0,54	32	17,28
600x600 / 24"x24"	NAT						23,68	1	0,36	40	14,40


\* Formato ricavato da taglio del 600x600x20. / 600x600x20 cutting size.

LE PIETRE di MIRAGE

### 04 GREIGE



**ATMOSPHERE**  
LG 03



**OCEAN GREY**  
NE 13



max. Kg/box



pcs/box



sqm/box



box/pallet



sqm/pallet

Σ 6 mm							SI PREGA DI FARE RIFERIMENTO AI RIEPILOGATIVI FORMATI E IMBALLI BIG SLABS. PLEASE REFER TO BIG SLABS SUMMARY OF SIZES AND PACKAGING.									
1600x3200 / 63"x126"																
1200x2780 / 48"x110"																

Σ 9 mm							Kg/box	pcs/box	sqm/box	box/pallet	sqm/pallet
1200x1200 / 48"x48"							61,56	2	2,88	20	57,60
600x1200 / 24"x48"		NAT - ST		NAT			34,79	2	1,44	35	50,40
300x1200 / 12"x48"							29,48	4	1,44	36	51,84
800x800 / 31½"x31½"							27,36	2	1,28	48	61,44
600x600 / 24"x24"		NAT		NAT			24,93	3	1,08	40	43,20
400x600 / 16"x24"							20,28	4	0,96	60	57,60
300x600 / 12"x24"		NAT		NAT - BC			26,18	7	1,26	40	50,40
200x600 / 8"x24"							19,44	7	0,84	54	45,36
150x600 / 6"x24"		NAT		NAT			26,92	14	1,26	40	50,40
300x300 / 12"x12"							22,50	12	1,08	48	51,84
200x300 / 8"x12"							22,16	16	0,96	51	48,96
150x150 / 6"x6"							14,40	28	0,63	68	42,84

Σ 12 mm							Kg/box	pcs/box	sqm/box	box/pallet	sqm/pallet
1620x3240 / 63¾"x127½"							SI PREGA DI FARE RIFERIMENTO AI RIEPILOGATIVI FORMATI E IMBALLI BIG SLABS. PLEASE REFER TO BIG SLABS SUMMARY OF SIZES AND PACKAGING.				

Σ 20 mm EVO_2/E™							Kg/box	pcs/box	sqm/box	box/pallet	sqm/pallet
1200x1200 / 48"x48"							SI PREGA DI FARE RIFERIMENTO AI RIEPILOGATIVI FORMATI E IMBALLI BIG SLABS. PLEASE REFER TO BIG SLABS SUMMARY OF SIZES AND PACKAGING.				
600x1200 / 24"x48"		ST					33,40	1	0,72	35	25,20
300x1200 / 12"x48"							32,00	2	0,72	36	25,92
900x900 / 36"x36"							37,60	1	0,81	18	14,58
450x900 / 18"x36"							37,00	2	0,81	27	21,87
800x800 / 31½"x31½"							29,70	1	0,64	42	26,88
600x600 / 24"x24"							33,33	2	0,72	30	21,60
300x600 / 12"x24" *							24,58	3	0,54	40	21,60

Σ 30 mm EVO_3/E™							Kg/box	pcs/box	sqm/box	box/pallet	sqm/pallet
600x900 / 24"x36"							35,40	1	0,54	32	17,28
600x600 / 24"x24"							23,68	1	0,36	40	14,40

\* Formato ricavato da taglio del 600x600x20. / 600x600x20 cutting size.

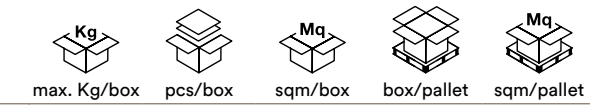



## RIASSUNTIVO FORMATI E IMBALLI

Summary of sizes and packaging | Übersicht über Formate und Verpackungen

Récapitulatif formats et emballages | Sinóptico de formatos y embalajes | 规格和包装概述

### 05 GREY



														max. Kg/box	pcs/box	sqm/box	box/pallet	sqm/pallet	
<b>6 mm</b>														SI PREGA DI FARE RIFERIMENTO AI RIEPILOGATIVI FORMATI E IMBALLI BIG SLABS. PLEASE REFER TO BIG SLABS SUMMARY OF SIZES AND PACKAGING.					
1600x3200 / 63"x126"				NAT															
1200x2780 / 48"x110"				NAT	SP			SP											
<b>9 mm</b>														Kg/box	pcs/box	sqm/box	box/pallet	sqm/pallet	
1200x1200 / 48"x48"				NAT	SP - ST			SP						NAT					
600x1200 / 24"x48"				NAT	NAT	NAT - ST		NAT	NAT - ST	NAT - ST			NAT	NAT					
300x1200 / 12"x48"								NAT	NAT										
800x800 / 31½"x31½"								SP	SP	SP									
600x600 / 24"x24"				NAT - ST	NAT	NAT - ST		NAT - ST					NAT	NAT					
400x600 / 16"x24"																			
300x600 / 12"x24"				NAT	NAT - NAT R12	NAT - ST		NAT	NAT	NAT	NAT - BC		NAT - BC	NAT - BC	NAT	NAT - ST	NAT - NAT R12		
200x600 / 8"x24"																			
150x600 / 6"x24"				NAT		NAT		NAT	NAT	NAT	NAT		NAT	NAT	NAT	NAT	NAT		
300x300 / 12"x12"																			
200x300 / 8"x12"																			
150x150 / 6"x6"																			
<b>12 mm</b>														Kg/box	pcs/box	sqm/box	box/pallet	sqm/pallet	
1620x3240 / 63¾"x127½"				SP NO SQ							NAT NO SQ								
<b>20 mm EVO_2/E™</b>														Kg/box	pcs/box	sqm/box	box/pallet	sqm/pallet	
1200x1200 / 48"x48"														NAT					
600x1200 / 24"x48"														NAT					
300x1200 / 12"x48"														NAT					
900x900 / 36"x36"																			
450x900 / 18"x36"														NAT					
800x800 / 31½"x31½"														NAT					
600x600 / 24"x24"														NAT					
300x600 / 12"x24" *														NAT					
<b>30 mm EVO_3/E™</b>														Kg/box	pcs/box	sqm/box	box/pallet	sqm/pallet	
600x900 / 24"x36"																			
600x600 / 24"x24"														NAT					

\* Formato ricavato da taglio del 600x600x20. / 600x600x20 cutting size.



## RIASSUNTIVO FORMATI E IMBALLI


Summary of sizes and packaging | Übersicht über Formate und Verpackungen

Récapitulatif formats et emballages | Sinóptico de formatos y embalajes | 规格和包装概述

### 06 BLACK




**MANTLE**  
QR 05



**SVART**  
RR 03



**CLOUDBURST**  
LG 05



**MORO**  
SK 05



max. Kg/box



pcs/box



sqm/box



box/pallet



sqm/pallet

SI PREGA DI FARE RIFERIMENTO AI RIEPILOGATIVI FORMATI E IMBALLI BIG SLABS.  
PLEASE REFER TO BIG SLABS SUMMARY OF SIZES AND PACKAGING.

6 mm								
1600x3200 / 63"x126"								
1200x2780 / 48"x110"								

9 mm									
1200x1200 / 48"x48"		NAT			61,56	2	2,88	20	57,60
600x1200 / 24"x48"	NAT	NAT	NAT - ST	NAT - ST	34,79	2	1,44	35	50,40
300x1200 / 12"x48"					29,48	4	1,44	36	51,84
800x800 / 31½"x31½"					27,36	2	1,28	48	61,44
600x600 / 24"x24"	NAT	NAT - ST	NAT	NAT - ST	24,93	3	1,08	40	43,20
400x600 / 16"x24"	NAT				20,28	4	0,96	60	57,60
300x600 / 12"x24"	NAT - NAT R12	NAT	NAT	NAT - ST	26,18	7	1,26	40	50,40
200x600 / 8"x24"	NAT				19,44	7	0,84	54	45,36
150x600 / 6"x24"		NAT	NAT	NAT	26,92	14	1,26	40	50,40
300x300 / 12"x12"	NAT			NAT	22,50	12	1,08	48	51,84
200x300 / 8"x12"	NAT				22,16	16	0,96	51	48,96
150x150 / 6"x6"	NAT				14,40	28	0,63	68	42,84

12 mm									
1620x3240 / 63¾"x127½"									


20 mm EVO_2/E™									
1200x1200 / 48"x48"									
600x1200 / 24"x48"	NAT		ST	ST	33,40	1	0,72	35	25,20
300x1200 / 12"x48"					32,00	2	0,72	36	25,92
900x900 / 36"x36"		ST			37,60	1	0,81	18	14,58
450x900 / 18"x36"	NAT				37,00	2	0,81	27	21,87
800x800 / 31½"x31½"		ST			29,70	1	0,64	42	26,88
600x600 / 24"x24"	NAT	ST		ST	33,33	2	0,72	30	21,60
300x600 / 12"x24" *	NAT				24,58	3	0,54	40	21,60

30 mm EVO_3/E™									
600x900 / 24"x36"					35,40	1	0,54	32	17,28
600x600 / 24"x24"					23,68	1	0,36	40	14,40

\* Formato ricavato da taglio del 600x600x20. / 600x600x20 cutting size.

LE PIETRE di MIRAGE

### 07 COLORS




**HAV**  
RR 06



**ORSI**  
SK 06



**GRUS**  
RR 09



**FARGE**  
RR 05



max. Kg/box



pcs/box



sqm/box



box/pallet



sqm/pallet

SI PREGA DI FARE RIFERIMENTO AI RIEPILOGATIVI FORMATI E IMBALLI BIG SLABS.  
PLEASE REFER TO BIG SLABS SUMMARY OF SIZES AND PACKAGING.

6 mm								
1600x3200 / 63"x126"								
1200x2780 / 48"x110"		NAT		NAT	NAT			

9 mm									
1200x1200 / 48"x48"		NAT		NAT	NAT				
600x1200 / 24"x48"	NAT	NAT - ST	NAT	NAT	61,56	2	2,88	20	57,60
300x1200 / 12"x48"					34,79	2	1,44	35	50,40
800x800 / 31½"x31½"					29,48	4	1,44	36	51,84
600x600 / 24"x24"	NAT - ST	NAT - ST	NAT - ST	NAT - ST	27,36	2	1,28	48	61,44
400x600 / 16"x24"					24,93	3	1,08	40	43,20
300x600 / 12"x24"	NAT	NAT - ST	NAT	NAT	20,28	4	0,96	60	57,60
200x600 / 8"x24"					26,18	7	1,26	40	50,40
150x600 / 6"x24"	NAT	NAT	NAT	NAT	19,44	7	0,84	54	45,36
300x300 / 12"x12"		NAT			26,92	14	1,26	40	50,40
200x300 / 8"x12"					22,50	12	1,08	48	51,84
150x150 / 6"x6"					22,16	16	0,96	51	48,96
					14,40	28	0,63	68	42,84

12 mm									
1620x3240 / 63¾"x127½"									

20 mm EVO_2/E™									
1200x1200 / 48"x48"									
600x1200 / 24"x48"		ST			33,40	1	0,72	35	25,20
300x1200 / 12"x48"					32,00	2	0,72	36	25,92
900x900 / 36"x36"					37,60	1	0,81	18	14,58
450x900 / 18"x36"					37,00	2	0,81	27	21,87
800x800 / 31½"x31½"		ST			29,70	1	0,64	42	26,88
600x600 / 24"x24"	ST	ST	ST	ST	33,33	2	0,72	30	21,60
300x600 / 12"x24" *					24,58	3	0,54	40	21,60





30 mm EVO_3/E™									
600x900 / 24"x36"					35,40	1	0,54	32	17,28
600x600 / 24"x24"					23,68	1	0,36	40	14,40





## RIASSUNTIVO FORMATI E IMBALLI

Summary of sizes and packaging  
Übersicht über Formate und Verpackungen  
Récapitulatif formats et emballages  
Sinóptico de formatos y embalajes  
规格和包装概述

### BIG SIZES - 1200x1200 / 1200x2400

									
<b>Imballo Packaging</b>	Cassa 1200x2400: Ingombro: 268x135,6x35,8 cm Peso: 82 kg  Crate 1200x2400: Overall dimensions: 268x135,6x35,8 cm Weight: 82 kg	Pallet + parietali 1200x1200: Ingombro: 143x123x63 cm Peso: 53 kg  Pallet + sides 1200x1200: Overall dimensions: 143x123x63 cm Weight: 53 kg	Cavalletto da 36 lastre Ingombro: 250x75x159 cm Peso: 155 kg  Stand containing 36 slabs Overall dimensions: 250x75x159 cm Weight: 155 kg	Cavalletto da 20 scatole Ingombro: 75x130x158 cm Peso: 60 kg  Stand containing 20 boxes Overall dimensions: 75x130x158 cm Weight: 60 kg					
<b>Formato - Dimension</b>	<b>300x2400x9</b>	<b>1200x2400x9</b>	<b>1200x2400x20</b>	<b>1200x1200x9</b>	<b>1200x1200x20</b>	<b>1200x2400x9</b>	<b>1200x2400x20</b>	<b>1200x1200x9</b>	<b>1200x1200x20</b>
<b>Kg pezzo - Kg piece</b>	-	58	134	29	67	58	134	29	67
<b>Pezzi - Pieces</b>	72	18	8	40	20	36	18	40	18
<b>Scatole - Boxes</b>	-	-	-	20	20	-	-	20	20
<b>Mq - Sqm</b>	51,84	51,84	23,04	57,60	28,80	103,68	46,08	46,08	28,80
<b>Kg - Kg</b>	-	1126	1156	1223	1403	2243	2302	970	1410
<b>Tipo imballo Type of packaging</b>	-	-	-	Scatola Box	-	-	-	Scatola Box	-
<b>Note</b>	Carico su camion: - sovrapposibilità max. su camion n.5 casse; - max. 20 casse su camion (5 spazi) compatibilmente con i limiti di peso totale; - possibilità di affiancare a ciascuna pila nr. 2 europallet;  Loading on truck: - stacks of no more than 5 crates; - max. 20 crates per truck (5 spaces) in accordance with the total weight limits; - possibility to place 2 europallets adjacent to each stack;	Carico su camion: - sovrapposibilità max. su camion n.3 casse (si consiglia n.2 casse); - max. 24 casse su camion (8 spazi) compatibilmente con i limiti di peso totale;  Loading on truck: - stacks of no more than 3 crates (we recommend only 2); - max. 24 crates per truck (8 spaces) in accordance with the total weight limits;	Carico su camion: - max. 15 cavalletti su camion (15 spazi) compatibilmente con i limiti di peso totale;  Loading on truck: - max. 15 stands per truck (15 spaces) in accordance with the total weight limits;	Carico su camion: - max. 30 cavalletti su camion (30 spazi) compatibilmente con i limiti di peso totale;  Loading on truck: - max. 30 stands per truck (30 spaces) in accordance with the total weight limits;					

### BIG SIZES - 1200x2780

		
<b>Imballo Packaging</b>	Cassa 1200x2780: Ingombro: 291,6x144,5x33,8 cm Peso: 88 kg  Crate 1200x2400: Overall dimensions: 291,6x144,5x33,8 cm Weight: 88 kg	Cavalletto da 36 lastre Ingombro: 290x75x159 cm Peso: 96 kg  Stand containing 36 slabs Overall dimensions: 290x75x159 cm Weight: 96 kg
<b>Formato - Dimension</b>	<b>1200x2780x6</b>	<b>1200x2780x6</b>
<b>Kg pezzo - Kg piece</b>	50	50
<b>Pezzi - Pieces</b>	18	36
<b>Scatole - Boxes</b>	-	-
<b>Mq - Sqm</b>	59,94	119,88
<b>Kg - Kg</b>	988	1896
<b>Tipo imballo Type of packaging</b>	-	-
<b>Note</b>	Carico su camion: - sovrapposibilità max. su camion n.5 casse; - max. 20 casse su camion (5 spazi) compatibilmente con i limiti di peso totale; - possibilità di affiancare a ciascuna pila nr. 2 europallet;  Loading on truck: - stacks of no more than 5 crates; - max. 20 crates per truck (5 spaces) in accordance with the total weight limits; - possibility to place 2 europallets adjacent to each stack;	Carico su camion: - max. 12 cavalletti su camion (12 spazi) compatibilmente con i limiti di peso totale;  Loading on truck: - max. 12 stands per truck (12 spaces) in accordance with the total weight limits;



## RIASSUNTIVO FORMATI E IMBALLI

Summary of sizes and packaging

Übersicht über Formate und Verpackungen

Récapitulatif formats et emballages

Sinóptico de formatos y embalajes

规格和包装概述

### BIG SIZES - 1600x1600 / 1600x3200 / 1620x3240

								
<b>Imballo Packaging</b>	Cassa 1600x1600 Crate 1600x1600	Cassa 1600x3200 Crate 1600x3200	Cassa 1600x3200 Crate 1600x3200	Cavalletto da 48 lastre TIPO 2* Stand containing 48 slabs TYPE 2*	Cavalletto da 42 lastre TIPO 2* Stand containing 42 slabs TYPE 2*	Cavalletto da 22 lastre TIPO 2* Stand containing 22 slabs TYPE 2*	Cavalletto da 42 lastre Stand containing 42 slabs	Cavalletto da 22 lastre Stand containing 22 slabs
<b>Formato - Dimension</b>	<b>1600x1600x6</b>	<b>1600x3200x6</b>	<b>1600x3200x12</b>	<b>1600x1600x6</b>	<b>1600x3200x6</b>	<b>1600x3200x12</b>	<b>1600x3200x6</b>	<b>1600x3200x12</b>

<b>Ingombro Overall dimensions</b>	183x174x41 cm	344x175x37 cm	344x175x37 cm	170x75x200 cm	330x75x200 cm	330x75x200 cm	335x75x195 cm	330x75x200 cm	
<b>Peso - Weight</b>	91 kg	139 kg	139 kg	103 kg	206 kg	206 kg	176 kg	176 kg	
<b>Kg pezzo - Kg piece</b>	38	76	148	38	76	148	76	148	
<b>Pezzi - Pieces</b>	24	14	8	48	42	22	42	22	
<b>Scatole - Boxes</b>	-	-	-	-	-	-	-	-	
<b>Mq - Sqm</b>	61,44	71,68	40,96	122,88	215,04	112,64	215,04	112,64	
<b>Kg - Kg</b>	1003	1203	1323	1927	3389	3462	3333	3432	
<b>Tipo imballo Type of packaging</b>	-	-	-	-	-	-	-	-	
<b>Note Notes</b>	Carico su camion: - sovrapposibilità max. su camion n.4 casse; - max. 28 casse su camion (7 spazi) compatibilmente con i limiti di peso totale;  Loading on truck: - stacks of no more than 4 crates; - max. 28 crates per truck (7 spaces) in accordance with the total weight limits;	Carico su camion: - sovrapposibilità max. su camion n.5 casse; - max. 15 casse su camion (3 spazi) compatibilmente con i limiti di peso totale; - possibilità di affiancare a ciascuna pila nr. 2 spazi pallet tipo 63 cm x 123 cm ;  Loading on truck: - stacks of no more than 5 crates; - max. 15 crates per truck (3 spaces) in accordance with the total weight limits; - possibility to place 2 pallets (type 63 cm x 123 cm) adjacent to each stack;	Carico su camion: - sovrapposibilità max. su camion n.5 casse; - max. 15 casse su camion (3 spazi) compatibilmente con i limiti di peso totale; - possibilità di affiancare a ciascuna pila nr. 2 spazi pallet tipo 63 cm x 123 cm ;  Loading on truck: - stacks of no more than 5 crates; - max. 15 crates per truck (3 spaces) in accordance with the total weight limits; - possibility to place 2 pallets (type 63 cm x 123 cm) adjacent to each stack;	Carico su camion: - max. 21 cavalletti su camion (21 spazi) compatibilmente con i limiti di peso totale;  Loading on truck: - max. 21 stands per truck (21 spaces) in accordance with the total weight limits;	Carico su camion: - max. 9 cavalletti su camion (9 spazi) compatibilmente con i limiti di peso totale;  Loading on truck: - max. 9 stands per truck (9 spaces) in accordance with the total weight limits;	Carico su camion: - max. 9 cavalletti su camion (9 spazi) compatibilmente con i limiti di peso totale;  Loading on truck: - max. 9 stands per truck (9 spaces) in accordance with the total weight limits;	Carico su camion: - max. 9 cavalletti su camion (9 spazi) compatibilmente con i limiti di peso totale;  Loading on truck: - max. 9 stands per truck (9 spaces) in accordance with the total weight limits;	Carico su camion: - max. 9 cavalletti su camion (9 spazi) compatibilmente con i limiti di peso totale;  Loading on truck: - max. 9 stands per truck (9 spaces) in accordance with the total weight limits;	Carico su camion: - max. 9 cavalletti su camion (9 spazi) compatibilmente con i limiti di peso totale;  Loading on truck: - max. 9 stands per truck (9 spaces) in accordance with the total weight limits;

### BIG SIZES - 1200x2400 / 1200x2780 / 1600x1600 / 1600x3200 / 1620x3240



**CONTAINER 20 PIEDI**  
20' CONTAINER - 5,90 x 2,32 x 2,35(h) m

Full 1200x2400	nr. 11 casse/crates 1200x2400 + 2 cavalletti/stands 1200x2400
Full 1200x1200	nr. 16 casse/crates 1200x1200x9 + 5 cavalletti/stands 1200x1200x9
Full 1200x1200	nr. 12 casse/crates 1200x1200x20 + 5 cavalletti/stands 1200x1200x20
Full 1200x2780	nr. 6 cavalletti/stands 1200x2780
Full 1200x2780	nr. 11 casse/crates 1200x2780 + 2 cavalletti/stands 1200x2780
Full 1600x3200	nr. 6 casse/crates 1600x3200 (+ 4 spazi/spaces 80 cm x 120 cm)
Full 1600x3200	nr. 3 cavalletti tipo 2/stands type 2 1600x3200 (+ 4 spazi/spaces 80 cm x 120 cm)
Full 1600x1600	nr. 15 casse/crates 1600x1600
Full 1600x1600	nr. 9 cavalletti tipo 2/stands type 2 1600x1600



**CONTAINER 40 PIEDI**  
40' CONTAINER - 11,90 x 2,32 x 2,35(h) m

Full 1200x2400	nr. 12 cavalletti/stands 1200x2400
Full 1200x2400	nr. 21 casse/crates 1200x2400 + 4 cavalletti/stands 1200x2400
Full 1200x1200	nr. 24 casse/crates 1200x1200x9
Full 1200x1200	nr. 24 casse/crates 1200x1200x20
Full 1200x2780	nr. 12 cavalletti/stands 1200x2780
Full 1200x2780	nr. 21 casse/crates 1200x2780 + 4 cavalletti/stands 1200x2780
Full 1600x3200	nr. 16 casse/crates 1600x3200
Full 1600x3200	nr. 9 cavalletti tipo 2/stands type 2 1600x3200
Full 1600x1600	nr. 24 casse/crates 1600x1600
Full 1600x1600	nr. 19 cavalletti tipo 2/stands type 2 1600x1600



**CAMION, PESO MASSIMO CARICABILE**  
TRUCK, MAXIMUM LOADABLE WEIGHT - 30 TON.

Full 1200x2400	nr. 20 casse/crates 1200x2400
Full 1200x1200	nr. 24 casse/crates 1200x1200
Full 1200x2780	nr. 20 casse/crates 1200x2780
Full 1600x3200	nr. 15 casse/crates 1600x3200
Full 1600x3200	nr. 9 cavalletti tipo 2/stands type 2 1600x3200
Full 1600x1600	nr. 27 casse/crates 1600x1600
Full 1600x1600	nr. 19 cavalletti tipo 2/stands type 2 1600x1600

Il calcolo deve tenere conto del peso (in modo da non eccedere i limiti di portata). - The quantities loaded must take into account the weight (in order not to exceed the maximum weight limits).



## GRES PORCELLANATO MIRAGE®

Mirage® porcelain stoneware
















Mirage®-Feinsteinzeug

Grès cérame Mirage®

Gres porcelánico Mirage®

Mirage® 炻瓷砖

## STANDARD EN 14411 - G

	<b>CARATTERISTICHE TECNICHE</b> TECHNICAL DATA TECHNISCHE DATEN CARACTERISTIQUES TECHNIQUES CARACTERÍSTICAS TÉCNICAS 技术特征	<b>NORMA STANDARD</b> NORME NORMA 标准	<b>VALORI PRESCRITTI DALLE NORME EN 14411 - G</b> INTERNATIONAL STANDARDS EN 14411 - G INTERNATIONALE NORMWERTE EN 14411 - G VALEURS PREVUES PAR LES NORMES EN 14411 - G VALORES PREVISTOS POR LAS NORMAS EN 14411 - G EN 14411 - G标准规定值	<b>*VALORE MEDIO MIRAGE</b> MIRAGE AVERAGE VALUE MIRAGE MITTELWERT VALEURS MOYEN MIRAGE VALOR MEDIO MIRAGE MIRAGE平均值
	<b>CARATTERISTICHE DIMENSIONALI</b> - SIZE CHARACTERISTICS MASSEIGENSCHAFTEN DETERMINATION DES CARACTERISTIQUES DIMENSIONELLES - CARACTERÍSTICAS DIMENSIONALES - 尺寸特征			
	<b>LATI</b> SIDES - SEITEN COTES - CANTOS 側边	EN ISO 10545-2	± 0,3% MAX (± 1,0 mm MAX)	CONFORME COMPLYING
	<b>SPESORE</b> THICKNESS - DICKE EPAISSEUR - ESPESOR 厚度	EN ISO 10545-2	± 5,0% MAX (± 0,5 mm MAX)	CONFORME COMPLYING
	<b>RETTILINEITÀ DEGLI SPIGOLI</b> STRAIGHTNESS OF SIDES - GERADLINIGKEIT DER KANTEN RECTITUDE DES ARETES - RECTITUD DE LOS CANTOS 边角平直度	EN ISO 10545-2	± 0,3% MAX (± 0,8 mm MAX)	CONFORME COMPLYING
	<b>ORTOGONALITÀ</b> RECTANGULARITY - RECHTWINKLIGKEIT PERPENDICULARITÉ - ORTOGONALIDAD 直角度	EN ISO 10545-2	± 0,3% MAX (± 1,5 mm MAX)	CONFORME COMPLYING
	<b>PLANARITÀ</b> SURFACE FLATNESS - EBENFLÄCHIGKEIT PLANEITE DE SURFACE - PLANEIDAD 平整度	EN ISO 10545-2	± 0,4% MAX (± 1,8 mm MAX)	CONFORME COMPLYING
	<b>ASSORBIMENTO D'ACQUA</b> WATER ABSORPTION - WASSERAUFNAHME ABSORPTION D'EAU - ABSORCIÓN DE AGUA 吸水率	EN ISO 10545-3	≤ 0,5%	≤ 0,1%
	<b>RESISTENZA ALLA FLESSIONE</b> FLEXION RESISTANCE - BIEGEFESTIGKEIT RESISTANCE A LA FLEXION - RESISTENCIA A LA FLEXIÓN 抗弯强度	EN ISO 10545-4	S ≥ 700 N (< 7,5 mm) S ≥ 1.300 N (> 7,5 mm) R ≥ 35 N/mm².	≠ 6 mm: S≥1100N R≥48 N/mm² ≠ 9 mm: S≥2400N R≥48 N/mm² ≠ 12 mm: S≥4.000N R≥48 N/mm² ≠ 20 mm: S≥12.500N R≥48 N/mm² ≠ 30 mm: S≥26.000N R≥48 N/mm²
	<b>RESISTENZA ALL'URTO</b> IMPACT RESISTANCE - STOSSFESTIGKEIT RESISTANCE AUX CHOCS - RESISTENCIA A LOS GOLPES 抗冲击强度	EN ISO 10545-5	VALORE DICHIARATO DECLARED VALUE	> 0,80
	<b>RESISTENZA ALL'ABRASIONE</b> ABRASION RESISTANCE - ABRIEBFESTIGKEIT RESISTANCE A L'ABRASION - RESISTENCIA A LA ABRASIÓN 耐磨强度	EN ISO 10545-6	≤ 175 mm³	< 150 mm³
	<b>COEFFICIENTE DI DILATAZIONE TERMICA LINEARE</b> COEFFICIENT OF LINEAR THERMAL-EXPANSION - LINEARER WÄRMEAUDEHNUNGSKOEFFIZIENT COEFFICIENT DE DILATATION THERMIQUE LINEAIRE - COEFICIENTE DE DILATACIÓN TÉRMICA LINEAL 线性热膨胀系数	EN ISO 10545-8	—	α=6,5x10 <sup>-6</sup> °C <sup>-1</sup>
	<b>RESISTENZA AGLI SBALZI TERMICI</b> RESISTANCE TO THERMAL SHOCKS - BESTÄNDIGKEIT GEGEN TEMPERATURSCHWANKUNGEN RESISTANCE AUX CHOCS THERMIQUES - RESISTENCIA A LOS CHOQUES TÉRMICOS 耐热突变性	EN ISO 10545-9	TEST SUPERATO SECONDO EN ISO 10545-1 PASS ACCORDING EN ISO 10545-1	NESSUN DANNO NO DAMAGE
	<b>RESISTENZA AL GELO</b> FROST RESISTANCE - FROSTBESTÄNDIGKEIT RESISTANCE AU GEL - RESISTENCIA AL HIELO 耐冻性	EN ISO 10545-12	TEST SUPERATO SECONDO EN ISO 10545-1 PASS ACCORDING EN ISO 10545-1	NESSUN DANNO NO DAMAGE
	<b>RESISTENZA ALL'ATTACCO CHIMICO</b> RESISTANCE TO CHEMICALS - CHEMIKALIENBESTÄNDIGKEIT RESISTANCE A L'ATTAQUE CHIMIQUE - RESISTENCIA QUÍMICA 耐化学品作用	EN ISO 10545-13	B MIN.	A LA HA
	<b>RESISTENZA ALLE MACCHIE</b> RESISTANCE TO STAINS - FLECKENBESTÄNDIGKEIT RESISTANCE AUX TACHES - RESISTENCIA A LAS MANCHAS 防污性	EN ISO 10545-14	VALORE DICHIARATO DECLARED VALUE	5
	<b>CESSIONE DI PIOMBO E CADMIO</b> LEAD AND CADMIUM DISCHARGE - ABGABE VON BLEI UND CADMIUM PERTE DE PLOMB ET CADMIUM - CESIÓN DE PLOMO Y CADMIO 铅和镉的排放	EN ISO 10545-15	VALORE DICHIARATO DECLARED VALUE	< AL LIMITE DI RILEVAMENTO < THAN INSTRUMENT LIMIT

### Per i certificati specifici, contattare Mirage SpA

For specific certificates, please contact Mirage SpA  
Für die speziellen Zertifikate wenden Sie sich bitte an Mirage SpA  
Pour les certificats spécifiques, veuillez contacter Mirage SpA  
Para los certificados específicos, contactar Mirage SpA  
关于具体的证书, 请联系Mirage SPA公司



**MIRAGE**<sup>®</sup>  
Porcelain.Design.Sustainability

**Mirage Granito Ceramico S.p.a.**

**Uffici e Stabilimento**

41026 - Pavullo (MO) ITALY  
Via Giardini Nord, 225  
Tel. +39 0536 29611  
Fax +39 0536 21065  
info@mirage.it  
www.mirage.it

**Mirage USA INC.**

618 Grassmere Park Dr - Suite 1-2  
Nashville - Tennessee (TN) - 37211  
TAX ID: 75 2773306  
Ph: +1 615-834-3888  
info@mirageusa.net  
www.mirageusa.net

**Mirage Project Point Milano**

20121 - Milano ITALY  
Via Marsala, 7  
Tel. +39 02 65560879  
projectpoint-mi@mirage.it  
www.mirageprojectpoint.com/milano

**Mirage Project Point Dubai**

Building 7 - Ground Floor  
d3 Dubai Design District  
United Arab Emirates  
Ph. +971 4 554 3944  
Licence No. 93659  
projectpoint-uae@mirage.it  
www.mirageprojectpoint.com/dubai