

Per saperne di più
More information



Fatti ispirare con un click
Get inspired with a click



www.mirage.it

ONYCE
evolved nature

I campioni fotografati servono a dare un'idea indicativa del prodotto, colori e strutture non hanno nessun valore impegnativo. _ The samples photographed are intended to give an approximate idea of the product; the colours and textures shown are not binding. _ Die abgebildeten Muster sollen eine Vorstellung von dem Produkt vermitteln, Farben und Formen sind nicht verbindlich. _ Les échantillons sur photos servent à transmettre une idée du produit, des couleurs et des structures. Ils ne sont donnés qu'à titre indicatif et n'engagent pas le producteur. _ Las muestras fotografiadas sirven para dar una idea indicativa del producto, por lo que ni los colores ni las estructuras son vinculantes.

Eleganza senza tempo che guarda al futuro.

ONYCE CELEBRA L'**ELEGANZA SENZA TEMPO** DEGLI ONICI,
NOBILI MATERIALI CHE HANNO ADORNATO NEI SECOLI
GLI INTERNI PIÙ ESCLUSIVI.

LE **NUOVE SUPERFICI IN GRES PORCELLANATO** NE RINNOVANO
LA MAGNIFICENZA, CONIUGANDO **ELEGANZA NATURALE**
E PRATICITÀ CONTEMPORANEA, PER AMBIENTI RICERCATI,
ESPRESSIONE DI UN LUSO SOFISTICATO E MISURATO.

TIMELESS ELEGANCE THAT LOOKS TO THE FUTURE.

onyce celebrates the timeless elegance of onyx,
a noble material that has adorned the most
exclusive interiors for centuries.
these novel porcelain stoneware surfaces renew
its magnificence, combining natural elegance
with contemporary practicality for sophisticated
environments, expressing a subtle and
sophisticated luxury.

ZEITLOSE ELEGANZ MIT BLICK AUF DIE ZUKUNFT.

Onyce feiert die zeitlose Eleganz der Onyx, die
im Verlauf der Jahrhunderte die exklusivsten
Interieurs verzierten.
Die neue Kollektion aus Feinsteinzeug verleiht
der Herrlichkeit von Onyx neuen Glanz. Sie
vereint natürliche Schönheit und zeitgemäße
Funktionalität und gestaltet edle Raumwelten im
Zeichen von erlesenem, gediegenem Luxus.

UNE ÉLÉGANCE INTEMPORELLE TOURNÉE VERS LE FUTU.

onyce célèbre l'élégance intemporelle des onyx,
matériaux nobles qui ont orné les intérieurs les
plus exclusifs pendant ses siècles.
les nouvelles surfaces en grès cérame en
renouvèlent la magnificence, en associant
élégance naturelle et praticité contemporaine,
pour des espaces raffinés, expression d'un luxe
sophistiqué et mesuré.

ELEGANCIA ATEMPORAL QUE MIRA HACIA EL FUTURO.

Onyce celebra la elegancia atemporal del ónix, un
mineral noble que ha decorado los interiores más
exclusivos durante siglos.
Las nuevas superficies de gres porcelánico
renuevan su magnificencia, combinando
elegancia natural y practicidad contemporánea,
para ambientes refinados y una expresión de lujo
sofisticado y medido.

永恒优雅，拥抱未来。

玛瑙是一种高贵的材料，数百年来一直都是室内装饰中的点睛之笔，Onyce 系列充分诠释了这种材料永恒优雅的特色。

全新瓷质砖表面，重新焕发出玛瑙独有的华丽效果，兼顾自然优雅和现代实用性，可为精致的环境增添一抹微妙而细腻的奢华效果。



Evolved nature

IN LINEA CON LA FILOSOFIA PROGETTUALE “EVOLVED NATURE” NEL CAMPO DEL PRODUCT DESIGN, ONYCE **REINTERPRETA GLI ELEMENTI NATURALI ATTRAVERSO TECNOLOGIE AVANZATE E UNA SENSIBILITÀ MODERNA.**

QUESTO APPROCCIO VALORIZZA **LA BELLEZZA INTRINSECA DELLA NATURA**, FACENDOLA EVOLVERE VERSO NUOVE FORME DI ESPRESSIONE ESTETICA E FUNZIONALE. IL FASCINO ICONICO DELL’ONICE VIENE REINTERPRETATO CON PROCESSI TECNOLOGICI CHE NE ESALTANO E ATTUALIZZANO LE CARATTERISTICHE ESTETICHE, RENDENDOLO PIÙ **VERSATILE E FUNZIONALE** ALLE ESIGENZE CONTEMPORANEE.

EVOLVED NATURE

In keeping with the ‘evolved nature’ design philosophy in product design, onyce reinterprets natural elements through state-of-the-art technologies and a modern sensitivity. By emphasising the inherent beauty of nature, this approach innovates, exploring new forms of aesthetic and functional expression. The iconic charm of onyx is reinvented through advanced technologies that enhance and modernise its aesthetic qualities, making it more versatile and adaptable to contemporary requirements.

NATUR IN EINER HÖHEREN POTENZ

Im Einklang mit der im Produktdesign geltenden Projektphilosophie „Natur in einer höheren Potenz“ liefert Onyce eine Neuinterpretation der natürlichen Elemente, die auf modernen Technologien beruht und den modernen Zeitgeist reflektiert. Dieser Ansatz bringt die ursprüngliche Schönheit der Natur zur Geltung und entwickelt sie in neuen ästhetischen und funktionalen Ausdrucksformen weiter. Die berühmte Faszinationskraft von Onyx wird unter Verwendung technologischer Prozesse neu interpretiert, die seinen visuellen Merkmalen eine stärkere und modernere Prägung verleihen, was die Vielseitigkeit und Zweckmäßigkeit entsprechend den heutigen Anforderungen steigert.

NATURALEZA EVOLUTIVA

La llamada «naturaleza evolutiva» en el campo del diseño de productos se refleja en la propuesta Onyce, ya que reinterpreta los elementos naturales a través de tecnologías avanzadas y una sensibilidad moderna. Este enfoque realza la belleza intrínseca de la naturaleza para hacer que evolucione hacia nuevas formas de expresión estética y funcional. La belleza icónica del ónix se reinterpreta con procesos tecnológicos que realzan y actualizan sus características estéticas, haciéndolo más versátil y funcional según las necesidades actuales.

LA NATURE ÉPANOUÏE

en accord avec la philosophie de conception « nature épanouie » dans le domaine du design de produit, onyce réinterprète les éléments naturels à travers des technologies avancées et une sensibilité moderne. Cette approche met en valeur la beauté intrinsèque de la nature, en la faisant évoluer vers de nouvelles formes d’expression esthétique et fonctionnelle. Le charme iconique de l’onyx est ainsi réinterprété avec des procédés technologiques qui en accentuent et actualisent les caractéristiques esthétiques, en le rendant plus polyvalent et fonctionnel pour répondre aux exigences contemporaines.

进化的天然

为了遵循“进化的天然”产品设计理念，Onyce以最先进的技术和现代感性方式，重新诠释自然元素。这种理念强调自然的内在美，不断创新和探索新的方式，呈现更独特的美学效果和功能。使用先进的技术提高玛瑙的美学质感，风格更现代，搭配更灵活，可以满足现代装饰需求，重塑玛瑙的标志性魅力。

Armonia e duttilità stilistica.

LA COLLEZIONE OFFRE UN INSIEME DI **SOLUZIONI VERSATILI E DUREVOLI, IDEALI PER AMBIENTI RAFFINATI E FUNZIONALI** NEI QUALI LE DIVERSE FINITURE E TONALITÀ AMPLIFICANO LE POSSIBILITÀ CREATIVE E STILISTICHE, PERMETTENDO L'**INTEGRAZIONE ARMONIOSA DELLE LASTRE IN VARI CONTESTI**, SIA MODERNI CHE TRADIZIONALI.

HARMONY AND STYLISTIC VERSATILITY.

A collection of versatile and enduring solutions, this range is perfect for creating sophisticated and functional spaces. With a multitude of finishes and colours, the creative possibilities are endless, allowing for the harmonious integration of slabs into both modern and traditional interiors.

HARMONISCH UND PASSEND ZU JEDER STILRICHTUNG.

Die Kollektion wartet mit vielseitigen und langlebigen Lösungen auf, die ideal sind für elegante, funktionale Bereiche, in denen die verschiedenen Oberflächen und Farben die gestalterischen und stilistischen Möglichkeiten erweitern. Die Platten fügen sich harmonisch in alle Stilwelten, von klassisch bis modern.



HARMONIE ET DUCTILITÉ STYLISTIQUE.

La collection propose un ensemble de solutions polyvalentes et durables, idéales pour des espaces raffinés et fonctionnels dans lesquels les différentes finitions et teintes accroissent les possibilités créatives et stylistiques, permettant ainsi d'intégrer les dalles de manière harmonieuse dans divers contextes, qu'ils soient modernes ou traditionnels.

ARMONÍA Y FLEXIBILIDAD ESTILÍSTICA.

La colección ofrece un conjunto de soluciones versátiles y duraderas, ideales para ambientes refinados y funcionales en los que los diferentes acabados y tonalidades amplifican las posibilidades creativas y estilísticas, permitiendo la integración armoniosa de las placas en diferentes contextos, tanto modernos como tradicionales.

和谐与百搭风格。

这是一个经久耐用且多功能的解决方案，非常适合塑造精致且实用的空间。可选多种饰面和颜色。无论是现代还是传统的室内装饰风格，都可以通过无限创意将板材融入环境之中。

Nuance sophisticated, versatilità contemporanea.

LA SOFISTICATA SELEZIONE CROMATICA CATTURA SAPIENTEMENTE LA **COMPLESSITÀ VISIVA E LA PROFONDITÀ DI SFUMATURE** DEGLI ONICI. LA PALETTE SI COMPONE DI TONALITÀ CHE SPOSANO IL BIANCO A SFUMATURE CALDE, UN GRIGIO RICCO DI ESPRESSIVITÀ, IL TONO VIBRANTE DEL MIELE, UN SEDUCENTE ROSA ANTICO FINO AD ARRIVARE ALLA PROFONDITÀ ELEGANTE DELL'ARGAN: LE **SETTE NUANCES** PERMETTONO DI INTERPRETARE SPAZI ABITATIVI E COMMERCIALI CALIBRANDO CALORE E MODERNITÀ.

colours



Alabaster ON 00



Coconut ON 01



Lead Grey ON 02



Champagne ON 03



Rose ON 04



Argan ON 05



Emerald ON 06

sizes

600x1200 / 24"x48"
1200x1200 / 48"x48"
1200x2780 / 48"x110"

finishes

PEARL
LUCIDO-GLOSSY
LUXURY

The sophisticated colour palette expertly captures the visual complexity and depth of onyx nuances.

the palette comprises hues that blend warm whites with an expressive grey, the rich resonance of honey, a seductive antique rose, and the elegant depth of argan. The seven colours allow for the interpretation of residential and commercial spaces, balancing warmth and modernity.

Die raffinierten Farbstellungen fangen die optische Komplexität und die farbliche Tiefe der Onyx ein.

Die Farbpalette reicht von einem Weiß mit warmen Tönen über ein ausdrucksstarkes Grau, ein leuchtendes Honiggelb und ein verführerisches Altrosa bis hin zu einem eleganten Argan. Die sieben Farbstellungen gestalten private und kommerzielle Bereiche im Spannungsfeld zwischen Wohnlichkeit und Moderne.

La palette de couleurs sophistiquées saisit astucieusement la complexité visuelle et la profondeur de nuance des onyx.

elle se compose de teintes qui associent le blanc à des nuances chaudes, un gris extrêmement expressif, la teinte vibrante du miel ou un séduisant vieux rose pour arriver à la profondeur ardente de l'argan. Les sept nuances permettent de revisiter des espaces résidentiels et commerciaux en alliant chaleur et modernité.

La sofisticada selección de colores captura con maestría la complejidad visual y la profundidad de los tonos del ónix.

La paleta se compone de tonos que combinan el blanco con tonos cálidos, un gris muy expresivo, el tono vibrante de la miel, un seductor rosa o la elegante profundidad del argán. Los siete matices permiten interpretar los espacios residenciales y comerciales calibrando calidez y modernidad.

以精致的配色栩栩如生地呈现玛瑙的颜色和纹路，用细微的差异演绎材料的复杂性和深度。由多种色调组成丰富的配色，比如暖白色与富有表现力的灰色组合，激发心灵共鸣的浓郁蜂蜜色、诱人古玫瑰色、优雅而深邃的坚果色。七种颜色可契合所有住宅和商业空间的需求，在温暖与现代感之间形成最佳平衡。

Superfici esclusive, cristalli e trasparenze.

CON LE SUE **TRE FINITURE**, ONYCE OFFRE UNA STRAORDINARIA ESPERIENZA DI RIFLESSI, BAGLIORI E SENSAZIONI TATTILI. LE SUPERFICI RISPONDONO AL VARIARE DELLA LUCE ANIMANDO GLI SPAZI DI ATMOSFERE SEMPRE NUOVE.

PEARL È VELLUTATA, SENSUALE ED ELEGANTEMENTE OPACA. ALL'OPPOSTO, **LUCIDO-GLOSSY** È PERFETTAMENTE RIFLETTENTE. A QUESTE DUE SUPERFICI SI AGGIUNGE LA NUOVA, ESCLUSIVA FINITURA **LUX-LUXURY**, IMPREZIOSITA DA EFFETTI MINERALI CHE SCINTILLANO DELICATAMENTE, ENFATIZZANDO L'ELABORATO PATTERN DELL'ONICE.

EXCLUSIVE SURFACES, CRYSTALS AND TRANSPARENCIES.

With its three finishes, onyce offers an extraordinary experience of reflections, shimmers, and tactile sensations. The surfaces respond to changing light, animating the spaces with ever-new atmospheres.

Pearl is velvety, sensual and matt. on the contrary, the Lucida version is perfectly reflective.

these two surfaces have been supplemented with the new Lux finish, embellished with mineral effects that sparkle subtly, highlighting the intricate veining of onyx.

EXKLUSIVE OBERFLÄCHEN, KRISTALLE UND TRANSPARENZEN.

Mit ihren drei Oberflächenvarianten bietet die Kollektion Onyce ein außerordentliches Spiel von Reflexen, Schimmereffekten und Haptiken. Die Oberflächen verändern sich je nach Lichteinfall und verleihen dem Raum eine immer wieder neue Atmosphäre.

Pearl ist samtig, sinnlich und matt.

Lucida hingegen besticht durch einen starken Glanz.

Zu diesen beiden Varianten fügt sich die neue Oberfläche Lux mit einem zarten mineralischen Schimmer, der die subtilen Äderungen des Onyx betont.

SURFACES EXCLUSIVES, CRISTAUX ET TRANSPARENCES.

Avec ses trois finitions, onyce offre une expérience extraordinaire de reflets, lueurs et sensations tactiles. Les surfaces répondent aux variations de lumière et confèrent aux espaces des atmosphères toujours renouvelées.

Pearl est veloutée, sensuelle et mate. à l'opposé de Lucida, parfaitement réfléchissante.

ces deux surfaces sont accompagnées de la nouvelle finition Lux, enrichie d'effets minéraux qui scintillent délicatement et soulignent les veines élaborées de l'onyx.

SUPERFICIES EXCLUSIVAS, CRISTALES Y TRANSPARENCIAS.

Con sus tres acabados, Onyce ofrece una extraordinaria variedad de reflejos, destellos y sensaciones táctiles. Las superficies responden a los cambios de luz, animando los espacios con atmósferas siempre cambiantes.

Pearl es aterciopelada, sensual y mate.

Por el contrario, Lucida es perfectamente reflexiva.

A estas dos superficies se añade el nuevo acabado Lux, embellecido con efectos minerales que brillan con delicadeza, enfatizando el complejo vetado del ónix.

独特的表面、水晶般的质地和透明度。

Onyce可选三种饰面，带来反光、微光和细腻触感。材料表面可巧妙呼应光线的变化，为空间带来全新氛围感。

Pearl的效果如丝绒，呈现出哑光的细腻感。

Lucida版本完美反射光线。

这两种版本均采用全新 Lux 饰面，微光闪烁的矿物感，凸显 玛瑙错综复杂的纹理效果。

finishes

Pearl

9mm 600x1200 / 24"x48"
1200x1200 / 48"x48"

Lucido - Glossy

9mm 600x1200 / 24"x48"
1200x1200 / 48"x48"

Luxury

6mm 1200x2780 / 48"x110"

Alabaster ON 00



Alabaster ON 00 LUX SQ



Floor
Alabaster ON 00 PRL SQ
600x1200 | 48"x48"

Wall
Alabaster ON 00 LUX SQ
1200x2780 | 48"x110"
Alabaster ON 00 LUX SQ
Bookmatch 1200x2780 | 48"x110"

Alabaster ON 00 LUC SQ
600x1200 | 24"x48"
Bacchetta Glitter Oro LUC
1200x3 | 48"x1/8"

Washbasin
Alabaster ON 00 LUX SQ
1200x2780 / 48"x110"

Coconut ON 01



Coconut ON 01 PRL SQ



Floor
Coconut ON 01 PRL SQ
1200x1200 | 48"x48"
IZUMI Miele Selezionato IZ 07 SP SQ
200x1800 | 8"x71"

Wall
Coconut ON 01 LUX SQ
1200x2780 | 48"x110"
Coconut ON 01 LUX SQ
Bookmatch 1200x2780 | 48"x110"

Coconut ON 01 LUC SQ
600x1200 | 24"x48"
Coconut ON 01 Esagona 20T LUC
295x270 | 12"x11"

Bacchetta Glitter Oro LUC
1200x3 | 48"x1/8"

Washbasin
Coconut ON 01 LUX SQ
1200x2780 / 48"x110"



Wall
Coconut ON 01 LUC SQ
 600x1200 | 24"x48"
Coconut ON 01 Esagona 20T LUC
 295x270 | 12"x11"

Bacchetta Glitter Oro LUC
 1200x3 | 48"x1/8"

Washbasin
Coconut ON 01 LUX SQ
 1200x2780 / 48"x110"



Floor
IZUMI Miele Selezionato IZ 07 SP SQ
 200x1800 | 8"x71"

Wall
Coconut ON 01 LUX SQ
 1200x2780 | 48"x110"



Floor
Champagne ON 03 PRL SQ
1200x1200 | 48"x48"

Wall
Coconut ON 01 LUX SQ
Bookmatch 1200x2780 | 48"x110"

Counter
OUDH Laos OU 05 SP SQ
1200x2780 | 48"x110"
REFLET Soirée RF 01 Antique
200x600 | 8"x24"



Wall
Coconut ON 01 LUX SQ
Bookmatch 1200x2780 | 48"x110"



Floor
Champagne ON 03 PRL SQ
1200x1200 | 48"x48"

Lead Grey ON 02




Lead Grey ON 02 LUC SQ



Floor
Lead Grey ON 02 LUC SQ
1200x1200 | 48"x48"

Wall
Lead Grey ON 02 LUX SQ
1200x1280 | 48"x110"



Floor
Lead Grey ON 02 PRL SQ
600x1200 | 24"x48"

Wall
Lead Grey ON 02 PRL SQ
600x1200 | 24"x48"
KAO Fusion KA 03
1200x2780 | 48"x110"

Champagne ON 03



Champagne ON 05 LUC SQ

Champagne ON 05 LUX SQ



Floor
Champagne ON 03 PRL SQ
1200x1200 | 48"x48"
Argan ON 05 PRL SQ
1200x1200 | 48"x48"

Wall
Champagne ON 03 LUX SQ
1200x2780 | 48"x110"
Argan ON 05 LUX SQ
1200x2780 | 48"x110"

Bar counter
Champagne ON 03 LUX SQ
1200x2780 | 48"x110"



Floor
Champagne ON 03 PRL SQ
 1200x1200 | 48"x48"
Argan ON 05 PRL SQ
 1200x1200 | 48"x48"

Wall
Champagne ON 03 LUX SQ
 1200x2780 | 48"x110"
Argan ON 05 LUX SQ
 1200x2780 | 48"x110"

Bar counter
Champagne ON 03 LUX SQ
 1200x2780 | 48"x110"



Floor
Champagne ON 03 LUC SQ
1200x1200 | 48"x48"

Wall
Champagne ON 03 LUX SQ
1200x2780 | 48"x110"




Wall
Champagne ON 03 LUX SQ
1200x2780 / 48"x110"



Floor
Champagne ON 03 LUC SQ
1200x1200 | 48"x48"

Wall
Champagne ON 03 LUX SQ
1200x2780 | 48"x110"

Rose ON 04



Rose ON 04 PRL SQ



Floor
Lead Grey ON 03 LUC SQ
600x1200 | 24"x48"

Wall
Rose ON 02 LUX SQ
1200x2780 | 48"x110"

Washbasin
Rose ON 02 LUX SQ
1200x2780 | 48"x110"



Floor
Lead Grey ON 03 LUC SQ
600x1200 | 24"x48"

Wall
Rose ON 02 LUX SQ
1200x2780 | 48"x110"



Washbasin
Rose ON 02 LUX SQ
1200x2780 | 48"x110"

Argan ON 05



Argan ON 05 LUX SQ

Argan ON 05 LUC SQ



Floor
Argan ON 05 PRL SQ
600x1200 | 24"x48"

Wall
Argan ON 05 LUX SQ
Bookmatch 1200x2780 | 48"x110"
Lead Grey ON 02 LUX SQ
Bookmatch 1200x2780 | 48"x110"

Counter
REFLET Soirée RF 01 Antique
Mosaico 144T 300x300 | 12"x12"



Floor
Argan ON 05 PRL SQ
600x1200 | 24"x48"

Wall
Argan ON 05 LUX SQ
Bookmatch 1200x2780 | 48"x110"
Lead Grey ON 02 LUX SQ
Bookmatch 1200x2780 | 48"x110"

Counter
REFLET Soirée RF 01 Antique
Mosaico 144T 300x300 | 12"x12"



Emerald ON 06



Emerald ON 06 LUX SQ

Emerald ON 06 LUC SQ



Floor
IZUMI Nocciola Classico IZ 05 SP SQ
200x1200 | 8"x48"

Wall
Emerald ON 06 LUX SQ
1200x2780 | 48"x110"

ALABASTER




ON 00

▼ 9 mm
600x1200 24"x48"
 LUC SQ / PRL SQ
 ▲
1200x1200 48"x48"
 LUC SQ / PRL SQ

▼ 6 mm
1200x2780 48"x110"
 LUX SQ
 ▲
Bookmatch A+B
1200x2780 48"x110"
 LUX SQ

STUCCHI CONSIGLIATI

Recommended grouts

KERAKOLL	79	
MAPEI	123	
LATICRETE	90 Light Pewter	



Le finiture LUCIDA e PEARL sono limitate a rivestimenti e pavimenti residenziali o comunque poco sollecitati, non a diretto contatto con aree esterne e dove non siano richieste prestazioni antiscivolo.

The LUCIDA and PEARL finishes are suitable for residential or low-stress wall and floor coverings. They are not intended for use in outdoor areas or places that require non-slip capabilities.

BOOKMATCH COMPOSITION

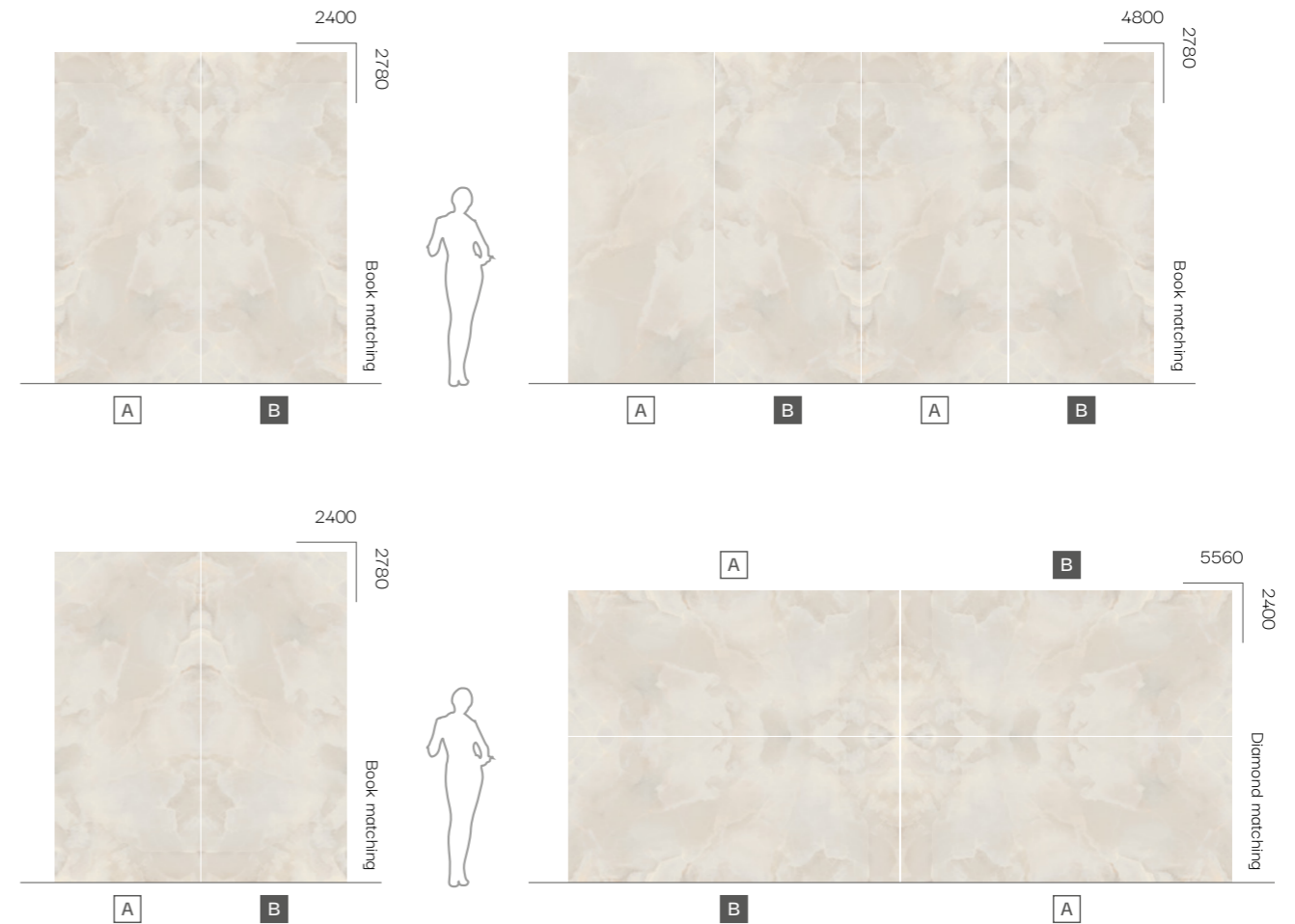
FORMATO / SIZE
1200x2780 / 48"x110" LUX SQ



Il processo produttivo non garantisce la continuità nel disegno della venatura tra i vari pezzi spediti. Eventuali disallineamenti tra le venature in continuità sono da considerarsi caratteristica intrinseca del prodotto. L'immagine rappresentata serve a dare un'idea indicativa del prodotto, toni e venature possono essere quindi suscettibili di variazioni.

The production process does not guarantee continuity in the design of the veining among the various pieces provided. Any misalignment between the continuous veining is to be considered an intrinsic characteristic of the product. The image shown is merely indicative; the shades and veinings of the product may be subject to variations.

ALCUNI ESEMPI DI COMPOSIZIONE / LAYING PATTERN PROPOSALS



COCONUT

ON 01

▼ 9 mm
600x1200 24"x48"
 LUC SQ / PRL SQ




▲ **1200x1200** 48"x48"
 LUC SQ / PRL SQ

▼ 6 mm
1200x2780 48"x110"
 LUX SQ

▲ **Bookmatch A+B**
1200x2780 48"x110"
 LUX SQ

STUCCHI CONSIGLIATI

Recommended grouts

KERAKOLL	79	
MAPEI	123	
LATICRETE	90 Light Pewter	



Le finiture LUCIDA e PEARL sono limitate a rivestimenti e pavimenti residenziali o comunque poco sollecitati, non a diretto contatto con aree esterne e dove non siano richieste prestazioni antiscivolo.

The LUCIDA and PEARL finishes are suitable for residential or low-stress wall and floor coverings. They are not intended for use in outdoor areas or places that require non-slip capabilities.



BOOKMATCH COMPOSITION

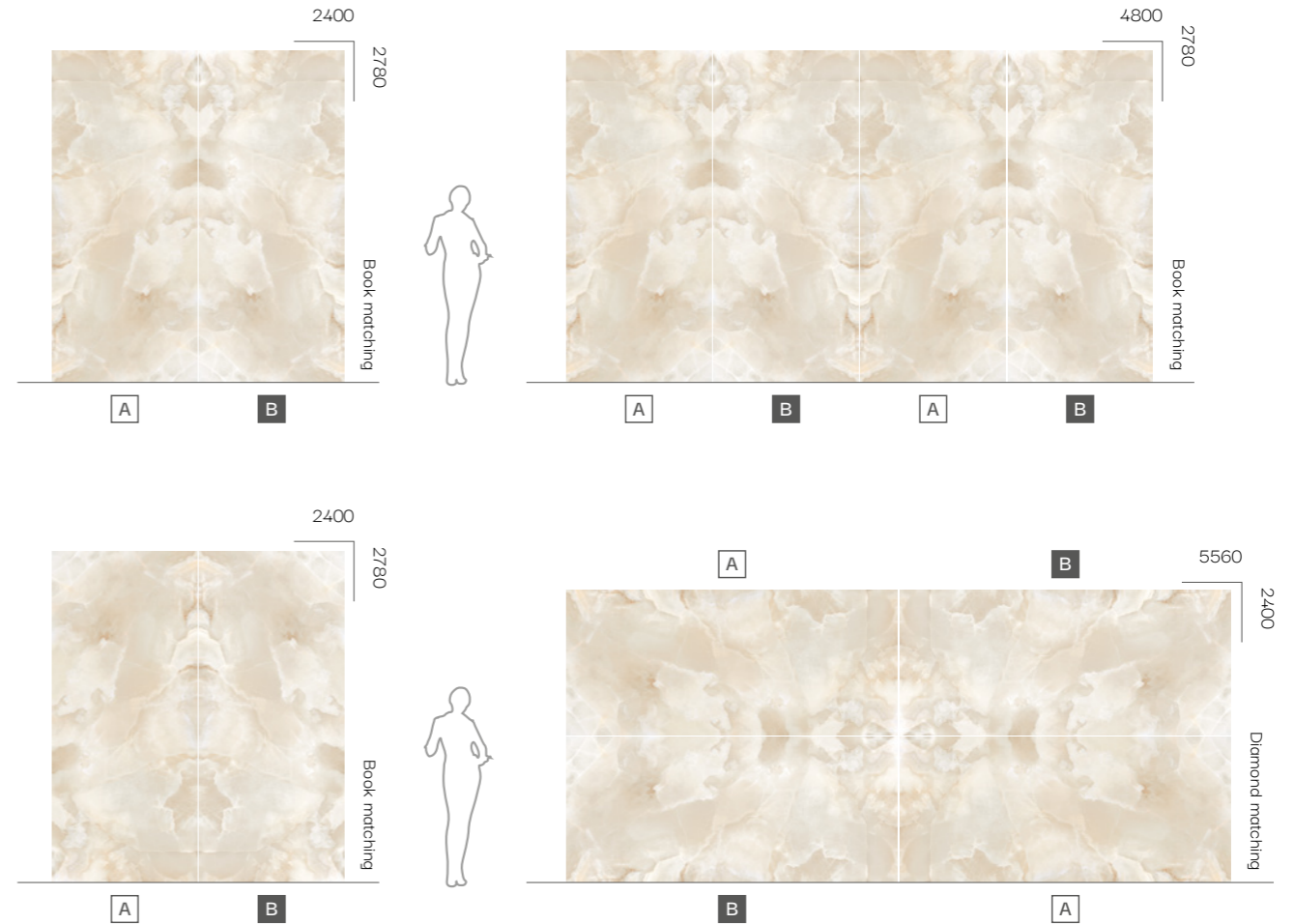
FORMATO / SIZE
1200x2780 / 48"x110" LUX SQ



Il processo produttivo non garantisce la continuità nel disegno della venatura tra i vari pezzi spediti. Eventuali disallineamenti tra le venature in continuità sono da considerarsi caratteristica intrinseca del prodotto. L'immagine rappresentata serve a dare un'idea indicativa del prodotto, toni e venature possono essere quindi suscettibili di variazioni.

The production process does not guarantee continuity in the design of the veining among the various pieces provided. Any misalignment between the continuous veining is to be considered an intrinsic characteristic of the product. The image shown is merely indicative; the shades and veinings of the product may be subject to variations.

ALCUNI ESEMPI DI COMPOSIZIONE / LAYING PATTERN PROPOSALS



CHAMPAGNE

ON 03

▼ 9 mm
▲ **600x1200** 24"x48"
LUC SQ / PRL SQ



▲ **1200x1200** 48"x48"
LUC SQ / PRL SQ

▼ 6 mm
▲ **1200x2780** 48"x110"
LUX SQ

▲ **Bookmatch A+B**
1200x2780 48"x110"
LUX SQ

STUCCHI CONSIGLIATI

Recommended grouts

KERAKOLL	109	
MAPEI	132 Beige 2000	
LATICRETE	52 Toasted Almond	



Le finiture LUCIDA e PEARL sono limitate a rivestimenti e pavimenti residenziali o comunque poco sollecitati, non a diretto contatto con aree esterne e dove non siano richieste prestazioni antiscivolo.

The LUCIDA and PEARL finishes are suitable for residential or low-stress wall and floor coverings. They are not intended for use in outdoor areas or places that require non-slip capabilities.

BOOKMATCH COMPOSITION

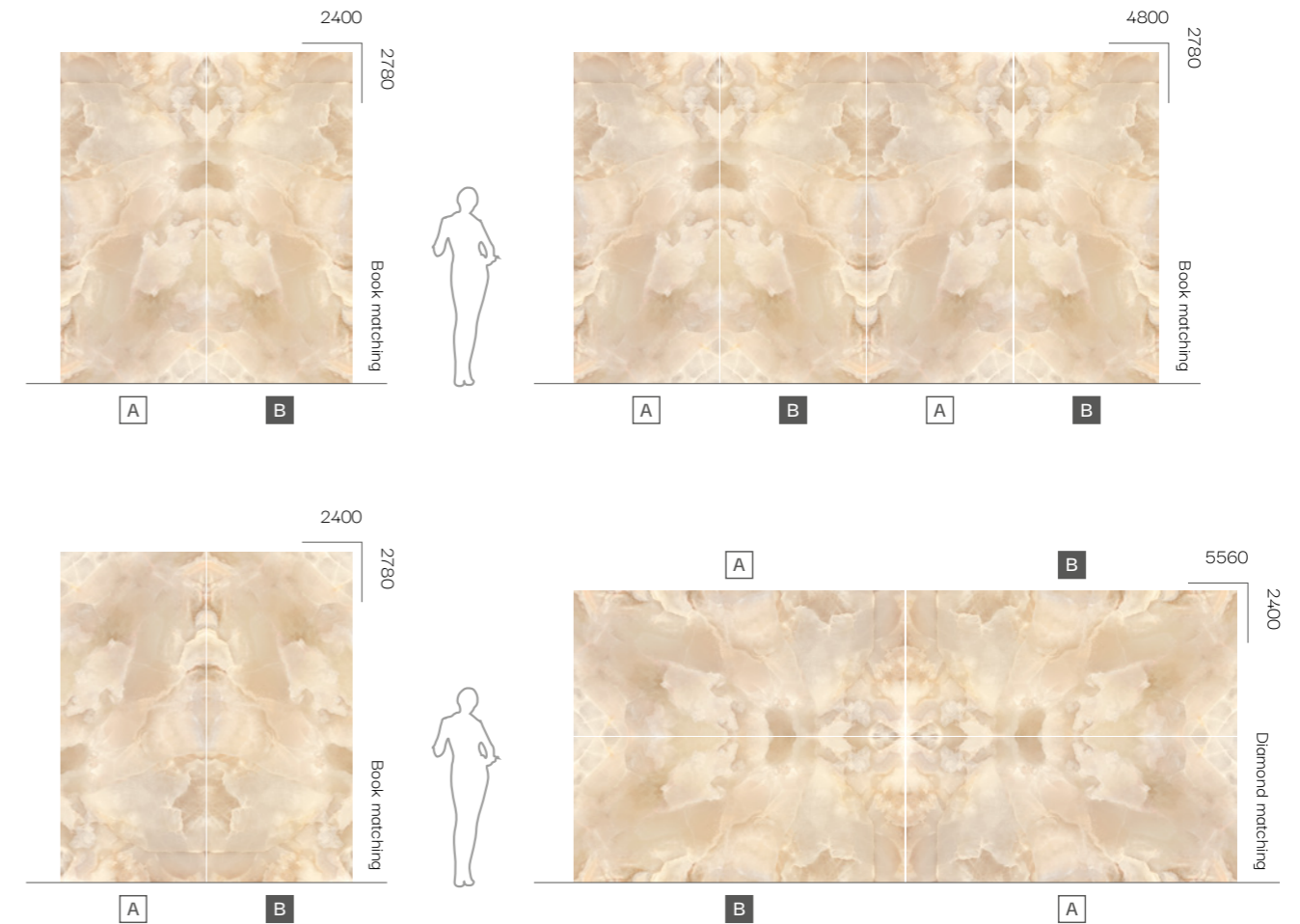
FORMATO / SIZE
1200x2780 / 48"x110" LUX SQ



Il processo produttivo non garantisce la continuità nel disegno della venatura tra i vari pezzi spediti. Eventuali disallineamenti tra le venature in continuità sono da considerarsi caratteristica intrinseca del prodotto. L'immagine rappresentata serve a dare un'idea indicativa del prodotto, toni e venature possono essere quindi suscettibili di variazioni.

The production process does not guarantee continuity in the design of the veining among the various pieces provided. Any misalignment between the continuous veining is to be considered an intrinsic characteristic of the product. The image shown is merely indicative; the shades and veinings of the product may be subject to variations.

ALCUNI ESEMPI DI COMPOSIZIONE / LAYING PATTERN PROPOSALS






ARGAN

ON 05

- ▼ 9 mm
▲ **600x1200** 24"x48"
LUC SQ / PRL SQ
- ▼ 6 mm
▲ **1200x2780** 48"x110"
LUX SQ
- ▲ **Bookmatch A+B**
1200x2780 48"x110"
LUX SQ

STUCCHI CONSIGLIATI

Recommended grouts

KERAKOLL	92	
MAPEI	133	
LATICRETE	67 Autumn Green	



Le finiture LUCIDA e PEARL sono limitate a rivestimenti e pavimenti residenziali o comunque poco sollecitati, non a diretto contatto con aree esterne e dove non siano richieste prestazioni antiscivolo.

The LUCIDA and PEARL finishes are suitable for residential or low-stress wall and floor coverings. They are not intended for use in outdoor areas or places that require non-slip capabilities.

BOOKMATCH COMPOSITION

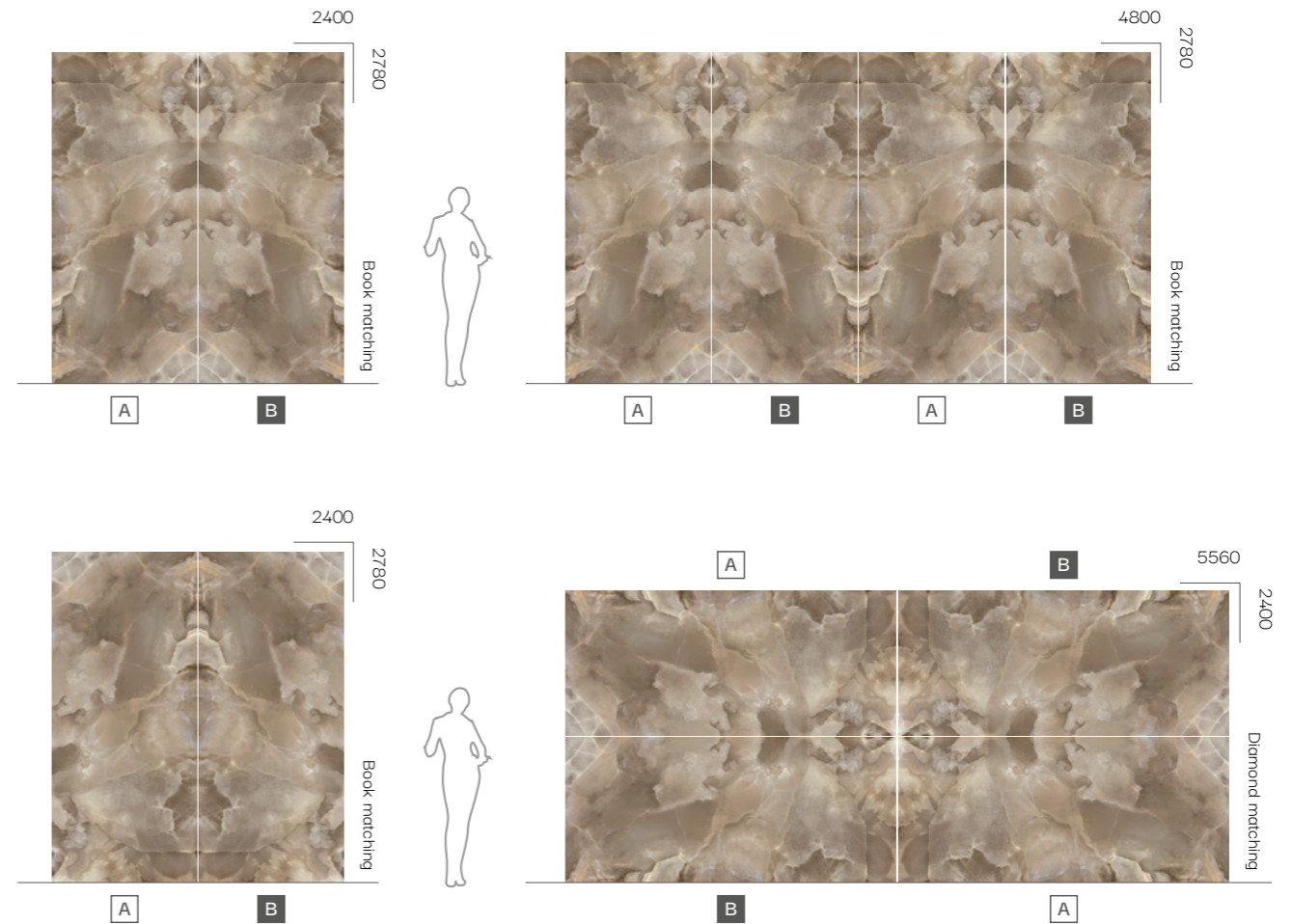
FORMATO / SIZE
1200x2780 / 48"x110" LUX SQ



Il processo produttivo non garantisce la continuità nel disegno della venatura tra i vari pezzi spediti. Eventuali disallineamenti tra le venature in continuità sono da considerarsi caratteristica intrinseca del prodotto. L'immagine rappresentata serve a dare un'idea indicativa del prodotto, toni e venature possono essere quindi suscettibili di variazioni.

The production process does not guarantee continuity in the design of the veining among the various pieces provided. Any misalignment between the continuous veining is to be considered an intrinsic characteristic of the product. The image shown is merely indicative; the shades and veinings of the product may be subject to variations.

ALCUNI ESEMPI DI COMPOSIZIONE / LAYING PATTERN PROPOSALS



LEAD GREY

ON 02




▼
9 mm
▲ **600x1200** 24"x48"
LUC SQ / PRL SQ

▲ **1200x1200** 48"x48"
LUC SQ / PRL SQ

▼
6 mm
▲ **1200x2780** 48"x110"
LUX SQ

STUCCHI CONSIGLIATI

Recommended grouts

KERAKOLL	04	
MAPEI	110 Manhattan 2000	
LATICRETE	78	



Le finiture LUCIDA e PEARL sono limitate a rivestimenti e pavimenti residenziali o comunque poco sollecitati, non a diretto contatto con aree esterne e dove non siano richieste prestazioni antiscivolo.

The LUCIDA and PEARL finishes are suitable for residential or low-stress wall and floor coverings. They are not intended for use in outdoor areas or places that require non-slip capabilities.

ROSE

ON 04




▼
9 mm
▲ **600x1200** 24"x48"
LUC SQ / PRL SQ

▲ **1200x1200** 48"x48"
LUC SQ / PRL SQ

▼
6 mm
▲ **1200x2780** 48"x110"
LUX SQ

STUCCHI CONSIGLIATI

Recommended grouts

KERAKOLL	126	
MAPEI	189	
LATICRETE	38 River Rock	



Le finiture LUCIDA e PEARL sono limitate a rivestimenti e pavimenti residenziali o comunque poco sollecitati, non a diretto contatto con aree esterne e dove non siano richieste prestazioni antiscivolo.

The LUCIDA and PEARL finishes are suitable for residential or low-stress wall and floor coverings. They are not intended for use in outdoor areas or places that require non-slip capabilities.

EMERALD




ON 06

▼ 9 mm
▲ **600x1200** 24"x48"
LUC SQ / PRL SQ

▼ 6 mm
▲ **1200x2780** 48"x110"
LUX SQ

STUCCHI CONSIGLIATI

Recommended grouts

KERAKOLL	55	
MAPEI	110 Manhattan 2000	
LATICRETE	24 Natural Grey	



Le finiture LUCIDA e PEARL sono limitate a rivestimenti e pavimenti residenziali o comunque poco sollecitati, non a diretto contatto con aree esterne e dove non siano richieste prestazioni antiscivolo.


The LUCIDA and PEARL finishes are suitable for residential or low-stress wall and floor coverings. They are not intended for use in outdoor areas or places that require non-slip capabilities.

DECORI

DECORS | DEKORE | DECORS | DECOROS | 装饰砖

Mosaico 36 T


300x300 12"x12" LUC / PRL



ALABASTER ON 00




COCONUT ON 01




LEAD GREY ON 02




CHAMPAGNE ON 03



ROSE ON 04



ARGAN ON 05



EMERALD ON 06

Esagona 20 T

295x270 12"x11" LUC / PRL



ALABASTER ON 00



COCONUT ON 01



LEAD GREY ON 02



CHAMPAGNE ON 03



ROSE ON 04




ARGAN ON 05



EMERALD ON 06

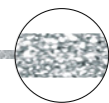
Bacchetta Glitter Oro

3x1200 1/8"x48"



Bacchetta Glitter Argento

3x1200 1/8"x48"



RIASSUNTIVO FORMATI E IMBALLI

SUMMARY OF SIZES AND PACKAGING | ÜBERSICHT ÜBER FORMATE UND VERPACKUNGEN

RÉCAPITULATIF FORMATS ET EMBALLAGES | SINÓPTICO DE FORMATOS Y EMBALAJES | 规格和包装概述

	60x1200 24"x48"		120x1200 48"x48"		1200x2780 48"x110"	Bookmatch A 1200x2780 48"x110"	Bookmatch B 1200x2780 48"x110"
	Spessore - Thickness ± 9 mm		± 9 mm		± 6 mm	± 6 mm	± 6 mm
Superficie - Finish	LUC SQ	PRL SQ	LUC SQ	PRL SQ	LUX SQ	LUX SQ	LUX SQ
Alabaster ON 00	CEL8	CEM0	CEL7	CEO1	CEM8	CEN6	CEN7
Coconut ON 01	CAN1	CAN2	CAE1	CAL9	BZW9	CAR7	CAR8
Lead Grey ON 02	CAN4	CAN5	CAE7	CAMO	BZX3	CCE3	CCE4
Champagne ON 03	CAN7	CAN8	CAF2	CAM1	BZX7	CAS3	CAS4
Rose ON 04	CA00	CA01	CAF4	CAM2	BZY1	-	-
Argan ON 05	CAR3	CCD8	-	-	CA09	CAS9	CAT0
Emerald ON 06	CEM4	-	-	-	CEN2	-	-

Peso lordo per scatola Gross weight per box	29,94	30,30	61,56	61,56	Please refer to website www.mirage.it
Pezzi per scatola Pieces for box	2	2	2	2	
Mq. scatola Mq. box	1,44	1,44	2,88	2,88	
Scatole per full pallet Boxes per full pallet	35	35	20	20	
Mq./pallet	50,40	50,40	57,60	57,60	

Mosaico 36T 300x300 12"x12"		Esagona 20T 295x270 12"x11"		Bacchetta Glitter Oro 3x1200 1/8"x48"	Bacchetta Glitter Argento 3x1200 1/8"x48"	Battiscopa 72x600 27/8"x24"	Gradino A 330x1200 13 1/5"x48"	Gradino B 330x1200 13 1/5"x48"	Gradino Ang. B 330x1200 13 1/5"x48"				
LUC	PRL	LUC	PRL			LUC	PRL	LUC	PRL	LUC	PRL	LUC	PRL
CEP2	CEP3	CEP6	A	CBG8	CBG9	CEP8	CEP9	CEQ1	CEQ2	CEQ4	CEQ5	CEQ7	CEQ8
CBH2	CGK6	CBN9	A			CCH5	CC10	CC16	CCJ1	CCJ6	CCK1	CCK6	CCL1
CBH3	CGK7	CBO0	A			CCH6	CC11	CC17	CCJ2	CCJ7	CCK2	CCK7	CCL2
CBH4	CGK8	CBO1	A			CCH7	CC12	CC18	CCJ3	CCJ8	CCK3	CCK8	CCL3
CBH5	CGK9	CBO2	A			CCH8	CC13	CC19	CCJ4	CCJ9	CCK4	CCK9	CCL4
CBH6	CGLO	CBO3	A			CCH9	CC14	CCJ0	CCJ5	CCK0	CCK5	CCL0	CCL5
CEP4	-	CEP7	-			CEQ0	-	CEQ3	-	CEQ6	-	CEQ9	-

-	-	-	-	-	-	-	-	-	-	-	-	-	-
6	6	6	6	10	10	10	10	4	4	2	2	4	4
-	-	-	-	-	-	-	-	-	-	-	-	-	-
-	-	-	-	-	-	-	-	-	-	-	-	-	-
-	-	-	-	-	-	-	-	-	-	-	-	-	-

Le finiture LUCIDA e PEARL sono limitate a rivestimenti e pavimenti residenziali o comunque poco sollecitati, non a diretto contatto con aree esterne e dove non siano richieste prestazioni antiscivolo.
The LUCIDA and PEARL finishes are suitable for residential or low-stress wall and floor coverings. They are not intended for use in outdoor areas or places that require non-slip capabilities.

A: Disponibile - Available

LUC: Lucido - Glossy PRL: Pearl LUX: Luxury



RIASSUNTIVO FORMATI E IMBALLI

SUMMARY OF SIZES AND PACKAGING | ÜBERSICHT ÜBER FORMATE UND VERPACKUNGEN

RÉCAPITULATIF FORMATS ET EMBALLAGES | SINÓPTICO DE FORMATOS Y EMBALAJES | 规格和包装概述

STANDARD EN 14411 - G

CARATTERISTICHE TECNICHE TECHNICAL DATA TECHNISCHE DATEN CARACTERÍSTICAS TÉCNICAS CARACTERÍSTICAS TÉCNICAS ТЕХНИЧЕСКИЕ ХАРАКТЕРИСТИКИ 技术特征		NORMA STANDARD NORM NORME NORMA ЗНАЧЕНИЯ 标准	VALORI PRESCRITTI DALLE NORME EN 14411 - G INTERNATIONAL STANDARDS EN 14411 - G INTERNATIONALE NORMWERTE EN 14411 - G VALEURS PREVUES PAR LES NORMES EN 14411 - G VALORES PREVISTOS POR LAS NORMAS EN 14411 - G ПРЕДУСМОТРЕННЫЕ СТАНДАРТОМ EN 14411-G EN 14411 - G标准规定值	VALORE MEDIO MIRAGE MIRAGE AVERAGE VALUE MIRAGE MITTELWERT VALEURS MOYEN MIRAGE VALOR MEDIO MIRAGE СРЕДНЕЕ ЗНАЧЕНИЕ MIRAGE MIRAGE平均值		
CARATTERISTICHE DIMENSIONALI - SIZE CHARACTERISTICS - MASSEIGENSCHAFTEN DETERMINATION DES CARACTERISTIQUES DIMENSIONNELLES - CARACTERÍSTICAS DIMENSIONALES - РАЗМЕРНЫЕ ХАРАКТЕРИСТИКИ - 尺寸特征				LUC (GL)	PRL (GL)	LUX (GL)
	LATI SIDES - SEITEN COTES - CANTOS РАЗМЕРЫ СТОРОН - 側邊	EN ISO 10545-2	± 0,3% MAX (± 1,0 mm MAX)	CONFORME COMPLYING		
	SPESORE THICKNESS - DICKE ÉPAISSEUR - ESPESOR ТОЛЩИНА - 厚度	EN ISO 10545-2	± 5,0% MAX (± 0,5 mm MAX)	CONFORME COMPLYING		
	RETTILINEITÀ DEGLI SPIGOLI STRAIGHTNESS OF SIDES - GERADLINIGKEIT DER KANTEN RECTITUDE DES ARETES - RECTITUD DE LOS CANTOS КОСОУГОЛЬНОСТЬ - 邊角平直度	EN ISO 10545-2	± 0,3% MAX (± 0,8 mm MAX)	CONFORME COMPLYING		
	ORTOGONALITÀ RECTANGULARITY - RECHTWINKLIGKEIT PERPENDICULARITÉ - ORTOGONALIDAD КРИВИЗНА СТОРОН - 直角度	EN ISO 10545-2	± 0,3% MAX (± 1,5 mm MAX)	CONFORME COMPLYING		
	PLANARITÀ SURFACE FLATNESS - EBENFLÄCHIGKEIT PLANEITE DE SURFACE - PLANEIDAD КРИВИЗНА ЛИЦЕВОЙ ПОВЕРХНОСТИ - 平整度	EN ISO 10545-2	± 0,4% MAX (± 1,8 mm MAX)	CONFORME COMPLYING		
	ASSORBIMENTO D'ACQUA WATER ABSORPTION - WASSERAUFNAHME ABSORPTION D'EAU - ABSORCIÓN DE AGUA ВОДОПОГЛОЩЕНИЕ - 吸水率	EN ISO 10545-3	≤ 0,5%	≤ 0,1%		
	RESISTENZA ALLA FLESSIONE FLEXION RESISTANCE - BIEGEFESTIGKEIT RESISTANCE A LA FLEXION - RESISTENCIA A LA FLEXIÓN ПРЕДЕЛ ПРОЧНОСТИ ПРИ ИЗГИБЕ - 抗弯强度	EN ISO 10545-4	S ≥ 700 N (< 7,5 mm) S ≥ 1.300 N (> 7,5 mm) R ≥ 0,48 N/mm².	±6 mm: S≥1100N R≥48 N/mm² ±9 mm: S≥2.500N R≥50 N/mm²		
	RESISTENZA ALL'URTO IMPACT RESISTANCE - STOSSFESTIGKEIT RESISTANCE AUX CHOCs - RESISTENCIA A LOS GOLPES УДАРОСТОЙКОСТЬ - 抗冲击强度	EN ISO 10545-5	VALORE DICHIARATO DECLARED VALUE	> 0,80		
	RESISTENZA ALL'ABRASIONE ABRASION RESISTANCE - ABRIEBFESTIGKEIT RESISTANCE A L'ABRASION - RESISTENCIA A LA ABRASIÓN СТОЙКОСТЬ К ИСТИРАНИЮ - 耐磨强度	EN ISO 10545-6	≤ 175 mm³	< 150 mm³		
	COEFFICIENTE DI DILATAZIONE TERMICA LINEARE COEFFICIENT OF LINEAR THERMAL EXPANSION - LINEARER WÄRMEAUDEHNUNGSKOEFFIZIENT COEFFICIENT DE DILATATION THERMIQUE LINEAIRE - COEFICIENTE DE DILATACIÓN TÉRMICA LINEAL КОЭФФИЦИЕНТ ЛИНЕЙНОГО ТЕРМИЧЕСКОГО РАСТЯЖЕНИЯ - 线性热膨胀系数	EN ISO 10545-8	—	α 6,2x10 ⁻⁶ °C ⁻¹		
	RESISTENZA AGLI SBALZI TERMICI RESISTANCE TO THERMAL SHOCKS - BESTÄNDIGKEIT GEGEN TEMPERATURSCHWANKUNGEN RESISTANCE AUX CHOCs THERMIQUES - RESISTENCIA A LOS CHOQUES TÉRMICOS СТОЙКОСТЬ К ПЕРЕПАДАМ ТЕМПЕРАТУРЫ - 耐热突变性	EN ISO 10545-9	TEST SUPERATO SECONDO EN ISO 10545-1 PASS ACCORDING EN ISO 10545-1	NESSUN DANNO NO DAMAGE		
	RESISTENZA AL GELO FROST RESISTANCE - FROSTBESTÄNDIGKEIT RESISTANCE AU GEL - RESISTENCIA AL HIELO МОРОЗОСТОЙКОСТЬ - 耐冻性	EN ISO 10545-12	TEST SUPERATO SECONDO EN ISO 10545-1 PASS ACCORDING EN ISO 10545-1	NESSUN DANNO NO DAMAGE		
	RESISTENZA ALL'ATTACCO CHIMICO RESISTANCE TO CHEMICALS - CHEMIKALIENBESTÄNDIGKEIT RESISTANCE A L'ATTAQUE CHIMIQUE - RESISTENCIA QUÍMICA ХИМИЧЕСКАЯ СТОЙКОСТЬ - 耐化学作用	EN ISO 10545-13	B MIN.	A LA		
	RESISTENZA ALL'ABRASIONE SUPERFICIALE SURFACE ABRASION RESISTANCE - ABRIEBFESTIGKEIT DER OBERFLÄCHE RESISTANCE À L'ABRASION SUPERFICIELLE - RESISTENCIA A LA ABRASIÓN SUPERFICIAL ХИМИЧЕСКАЯ СТОЙКОСТЬ - 耐表面磨损	EN ISO 10545-7	—	PEI 5 (ON 01) PEI 3 (ON 02 - 03 - 04) PEI 2 (ON 05)		
	RESISTENZA ALLE MACCHIE RESISTANCE TO STAINS - FLECKENBESTÄNDIGKEIT RESISTANCE AUX TACHES - RESISTENCIA A LAS MANCHAS УСТОЙЧИВОСТЬ К ПЯТНООБРАЗОВАНИЮ - 防污性	EN ISO 10545-14	VALORE DICHIARATO DECLARED VALUE	5	5	5
	CESSIONE DI PIOMBO E CADMIO LEAD AND CADMIUM DISCHARGE - ABGABE VON BLEI UND CADMIUM PERTE DE PLOMB ET CADMIUM - CESIÓN DE PLOMO Y CADMIO ВЫДЕЛЕНИЕ СВИНЦА И КАДМИЯ - 铅和镉的排放	EN ISO 10545-15	VALORE DICHIARATO DECLARED VALUE	< AL LIMITE DI RILEVAMENTO < THAN INSTRUMENT LIMIT		
				LUC	PRL	LUX
	DM 236/89 BCRA		> 0,40	-	-	-
	ANSI A326.3		Wet and Dry	-	-	-
	AS 4586		-	-	-	-
	DIN 51130		-	-	-	-
	DIN 51097		-	-	-	-
	UNE 41901		≥ CL1	-	-	-
	BS 7976 sl.96-4S		Wet and Dry	-	-	-
	BS 7976 sl.55-TRL		Wet and Dry	-	-	-
	SCIVOLOSITÀ SKID RESISTANCE - RUTSCHWERT GLISSANCE - ADHERENCIA СКОЛЬЗКОСТЬ - 防滑性					

Per i certificati specifici, contattare Mirage SpA - For specific certificates, please contact Mirage SpA - Für die speziellen Zertifikate wenden Sie sich bitte an Mirage SpA - Pour les certificats spécifiques, veuillez contacter Mirage SpA - Para los certificados específicos, contactar Mirage SpA - Для сертификатов обращайтесь в компанию Mirage SpA - 关于具体的证书,请联系Mirage Spa公司

* Le superfici LUC e PRL possono essere soggette a graffi se in contatto con materiali più duri (es sassi, frammenti di piastrella, etc...)
Luc and PRL finishes can be subjected to scratches if in contact with harder materials (eg stones, tile fragments, etc...)

INSPIRING BETTER LIVING



