




MIRAGE[®]
Porcelain. Design. Sustainability.



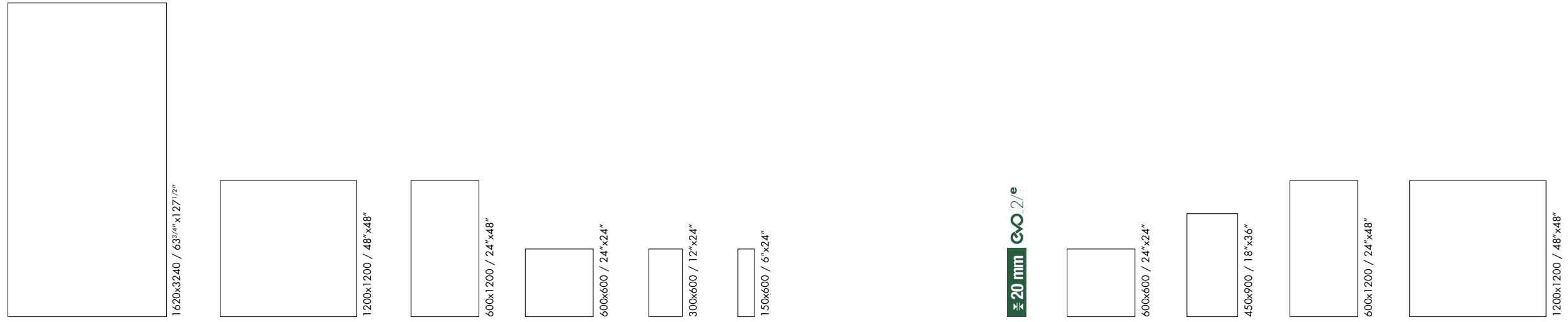
Scopri di più
Discover more



MIRAGE[®]
Porcelain.Design.Sustainability

I campioni fotografati servono a dare un'idea indicativa del prodotto, colori e strutture non hanno nessun valore impegnativo. _ The samples photographed are intended to give an approximate idea of the product; the colours and textures shown are not binding. _ Die abgebildeten Muster sollen eine Vorstellung von dem Produkt vermitteln, Farben und Formen sind nicht verbindlich. _ Les échantillons sur photos servent à transmettre une idée du produit, des couleurs et des structures. Ils ne sont donnés qu'à titre indicatif et n'engagent pas le producteur. _ Las muestras fotografiadas sirven para dar una idea indicativa del producto, por lo que ni los colores ni las estructuras son vinculantes. _ Представленные на фотографии образцы служат исключительно в качестве примера продукта, цвета и структура не имеют никакого обязывающего значения.

FORMATI - SIZES



NE10
Jura Beige

NE11
Bone Travertine

NE12
Bourgogne

NE13
Ocean Grey

NE21
Lumnezia

NE22
Overcast

NE31
Gris Belge





BOURGOGNE

FLOOR: BOURGOGNE NE 12 300x600 / 12"x24" NAT SQ

WALL: BOURGOGNE NE 12 300x600 / 12"x24" NAT SQ - 150x600 / 6"x24" NAT SQ

DÉCOR: EMPERADOR SELECTED JW 05 Mosaico 36 T 300x300 / 12"x12" NAT



JURA BEIGE

FLOOR: JURA BEIGE NE 10 600x600 / 24"x24" NAT SQ



OCEAN GREY

FLOOR: OCEAN GREY NE 13 600x600 / 24"x24" NAT SQ

WALL: OCEAN GREY NE 13 DECORAZIONE CUSTOM (Composition on demand)

BONE TRAVERTINE

FLOOR: BONE TRAVERTINE NE 11 600x600 / 24"x24" NAT SQ

WALL: BONE TRAVERTINE NE 11 300x600 / 12"x24" NAT SQ + MOSAICO 36T 300x300 / 12"x12" NAT



LUMNEZIA

FLOOR: LUMNEZIA NE 21 300x600 / 12"x24" BC3 SQ - WALL: LUMNEZIA NE 21 150x600 / 6"x24" NAT SQ
DECOR: LUMNEZIA NE 21 MOSAICO 36T 300x300 / 12"x12" NAT



OVERCAST

OUTDOOR FLOOR: OVERCAST NE 22 EVO_2/E™ ST SQ
600x1200 / 24"x48" $\frac{3}{8}$ " 20 mm

INDOOR FLOOR: OVERCAST NE 22 600x1200 / 24"x48" NAT SQ

WALL: APRICOT KO 03 200x1200 / 24"x48" NAT SQ





GRIS BELGE

OUTDOOR FLOOR: GRIS BELGE NE 31 EVO_2/E™ ST SQ 600x1200 / 24"x48" ± 20 mm
INDOOR FLOOR: GRIS BELGE NE 31 600x600 / 24"x24" NAT SQ



GRIS BELGE

FLOOR: GRIS BELGE NE 31 EVO_2/E™ ST SQ 450x900 / 18"x36" 20 mm



BOURGOGNE

FLOOR: BOURGOGNE NE 12 EVO_2/E™ ST SQ 600x600 / 24"x24" 20 mm

JURA BEIGE NE 10

9 mm

600x1200 / 24"x48"
NAT SQ

600x600 / 24"x24"
NAT SQ

300x600 / 12"x24"
NAT SQ - BC SQ

150x600 / 6"x24"
NAT SQ

20 mm

600x1200 / 24"x48"
ST SQ

2/e

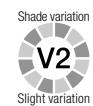
450x900 / 18"x36"
ST SQ

600x600 / 24"x24"
ST SQ



Stucchi consigliati Recommended grouts

KERAKOLL	07	
MAPEI	111 Grigio Argento	
LATICRETE	88 Silver Shadow	



BONE TRAVERTINE NE 11

9 mm

600x1200 / 24"x48"
NAT SQ

600x600 / 24"x24"
NAT SQ

300x600 / 12"x24"
NAT SQ - BC SQ

150x600 / 6"x24"
NAT SQ

20 mm

600x1200 / 24"x48"
ST SQ

2/e

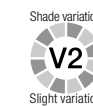
450x900 / 18"x36"
ST SQ

600x600 / 24"x24"
ST SQ



Stucchi consigliati Recommended grouts

KERAKOLL	07	
MAPEI	111 Grigio Argento	
LATICRETE	88 Silver Shadow	



BOURGOGNE NE 12

9 mm

1200x1200 / 48"x48"
NAT SQ

600x1200 / 24"x48"
NAT SQ

600x600 / 24"x24"
NAT SQ

300x600 / 12"x24"
NAT SQ - BC SQ

150x600 / 6"x24"
NAT SQ

20 mm

600x1200 / 24"x48"
ST SQ

2/e

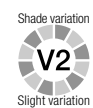
450x900 / 18"x36"
ST SQ

600x600 / 24"x24"
ST SQ



Stucchi consigliati Recommended grouts

KERAKOLL	06	
MAPEI	110 Manhattan	
LATICRETE	89 Smoke Grey	



OCEAN GREY NE 13

9 mm

600x1200 / 24"x48"
NAT SQ

600x600 / 24"x24"
NAT SQ

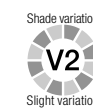
300x600 / 12"x24"
NAT SQ - BC SQ

150x600 / 6"x24"
NAT SQ



Stucchi consigliati Recommended grouts

KERAKOLL	08	
MAPEI	112 Grigio Medio	
LATICRETE	78 Sterling Silver	



LUMNEZIA NE 21

9 mm

600x1200 / 24"x48"
NAT SQ

600x600 / 24"x24"
NAT SQ

300x600 / 12"x24"
NAT SQ - BC SQ

150x600 / 6"x24"
NAT SQ

20 mm

600x1200 / 24"x48"
ST SQ

2/e

450x900 / 18"x36"
ST SQ

600x600 / 24"x24"
ST SQ



Stucchi consigliati Recommended grouts

KERAKOLL	11	
MAPEI	114 Antracite	
LATICRETE	45 Raven	



OVERCAST NE 22

9 mm

600x1200 / 24"x48"
NAT SQ

600x600 / 24"x24"
NAT SQ

300x600 / 12"x24"
NAT SQ - BC SQ

150x600 / 6"x24"
NAT SQ

20 mm

600x1200 / 24"x48"
ST SQ

2/e

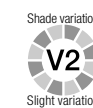
450x900 / 18"x36"
ST SQ

600x600 / 24"x24"
ST SQ



Stucchi consigliati Recommended grouts

KERAKOLL	08	
MAPEI	112 Grigio Medio	
LATICRETE	78 Sterling Silver	



GRIS BELGE NE 31

≅ 12 mm

1620x3240 / 63 3/4"x127 1/2"
NAT NO SQ

≅ 9 mm

1200x1200 / 48"x48"
NAT SQ

600x1200 / 24"x48"
NAT SQ

600x600 / 24"x24"
NAT SQ

300x600 / 12"x24"
NAT SQ - BC SQ

150x600 / 6"x24"
NAT SQ

≅ 20 mm

1200x1200 / 48"x48"
ST SQ

EVO 2/e

600x1200 / 24"x48"
ST SQ

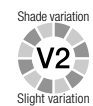
450x900 / 18"x36"
ST SQ

600x600 / 24"x24"
ST SQ



Stucchi consigliati Recommended grouts

KERAKOLL	09
MAPEI	113 Grigio Cemento
LATICRETE	34 Sand Stone




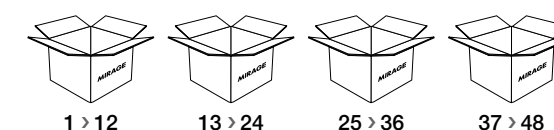

GRIS BELGE

OUTDOOR FLOOR: GRIS BELGE NE 31 EVO_2/E™ ST SQ 600x1200 / 24"x48" ≅ 20 mm
WALL: GRIS BELGE NE 31 1620x3240 / 63 3/4"x127 1/2" NAT NO SQ ≅ 12 mm

DECORAZIONE "CUSTOM"

DECORAZIONE CUSTOM È LA SOLUZIONE IDEATA PER PERSONALIZZARE I TUOI SPAZI A RIVESTIMENTO E PAVIMENTO, RENDENDOLI ASSOLUTAMENTE UNICI.

VIENE REALIZZATA SU MISURA IN BASE ALLE DIMENSIONI E AGLI INGOMBRI SPECIFICI (PORTE, FINESTRE, VANI...) DELL'AREA DI INTERESSE, RISPONDENDO IN QUESTO MODO AD OGNI ESIGENZA PROGETTUALE. LA DECORAZIONE CUSTOM VERRÀ CONSEGNATA IMBALLATA SEQUENZIALMENTE, PER AGEVOLARE LE OPERAZIONI DI POSA DEL MATERIALE.



Disponibile - Available for



Jura Beige NE 10 Bone Travertine NE 11 Bourgogne NE 12 Ocean Grey NE 13



Lumnezia NE 21 Overcast NE 22 Gris Belge NE 31

CUSTOM DECORATION

Custom Decoration is a solution designed to customise floors and walls and make them truly one-of-a-kind.

It is made to measure to fit specific dimensions and cater for the openings (doors, windows, rooms...) in the particular area, meeting any floor plan demands. Custom Decoration will be delivered in sequential boxes to facilitate the tiling process.

CUSTOM DECORATION

Custom Decoration es la solución ideal para personalizar los revestimientos y suelos de tus espacios, convirtiéndolos en lugares únicos.

Es hecha a medida según las medidas y las aberturas específicas (puertas, ventanas, huecos, etc.) de la zona de interés, respondiendo así a todas las necesidades de diseño. Custom Decoration se entregará embalada en forma secuencial para agilizar los trabajos de colocación del material.

CUSTOM-DEKORATION

Custom-Dekoration ist die Lösung, die wir uns ausgedacht haben, um die Verkleidungen und Fußböden Ihrer Räume persönlich und absolut einzigartig zu gestalten.

Sie wird den spezifischen Abmessungen und Ausmaßen (Türe, Fenster, Räume...) des betroffenen Bereichs entsprechend maßgefertigt und stellen daher die Antwort auf alle Anforderungen bei der Planung dar. Die Custom-Dekoration wird in der richtigen Reihenfolge verpackt geliefert, um das Verlegen des Materials zu erleichtern.

ДЕКОРАТИВНЫЙ ЭЛЕМЕНТ CUSTOM

Декоративный элемент - это решение, разработанное для того, чтобы персонализировать пространство стены и пола, сделать его уникальным.

Он выполняется по заказу исходя из расстояний и особых размеров (двери, окна, ниши и пр) пространства, удовлетворяя, таким образом, любое требование проекта. Декоративный элемент Custom будет отправлен в последовательно упакованном виде с целью облегчить процесс укладки материала.

CUSTOM DÉCORATION

Custom Décoration est conçue pour personnaliser vos espaces dont elle revêt aussi bien les murs que les sols auxquels elle donne un cachet tout à fait unique.

Elle est réalisée sur mesure, selon les cotes d'encombrement de l'espace à revêtir, en tenant compte de la présence de portes, fenêtres et autres contraintes, de manière à satisfaire toutes les exigences conceptuelles.

Custom Décoration sera livré emballé dans un ordre séquentiel, pour faciliter la réalisation du calepinage.














CUSTOM装饰系列。






Custom (个性化) 装饰系列是让您的空间的墙壁和地板装饰个性化的理想解决方案, 从而令它们绝对独一无二。

有关区域根据具体的尺寸和空间 (门, 窗, 房间...), 通过这种方式可满足每个设计要求。为了方便材料的铺设施工, Custom装饰系列将按顺序包装交付。

RIASSUNTIVO FORMATI E IMBALLI












Summary of sizes and packaging - Übersicht über Formate und Verpackungen - Récapitulatif formats et emballages
Sinóptico de formatos y embalajes - Краткая информация о форматах и упаковках - 规格和包装概述






								
		1620x3240 / 63¾"x127½"	1200x1200 / 48"x48"	600x1200 / 24"x48"	600x600 / 24"x24"	300x600 / 12"x24"	150x600 / 6"x24"	
		FORMATI - SIZES						
SPESSORE - THICKNESS		± 12 mm	± 9 mm	± 9 mm	± 9 mm	± 9 mm	± 9 mm	
SUPERFICIE - SURFACE		NAT NO SQ	NAT SQ	NAT SQ	NAT SQ	NAT SQ	BC SQ	
	Jura Beige NE 10	-	-	TS81	TD62	TD30	TD31	TE79
	Bone Travertine NE 11	-	-	TS82	TD63	TD33	TD32	TE80
	Bourgogne NE 12	-	SI84	TS83	TD64	TD35	TD34	TE81
	Ocean Grey NE 13	-	-	TS84	TD65	TD37	TD36	BKQ5
	Lumnezia NE 21	-	-	TS86	TD68	TD42	TD41	TE85
	Overcast NE 22	-	-	TS87	TD69	TD44	TD43	TE86
	Gris belge NE 31	TQ00	SI87	TS90	TD72	TD50	TD49	TE89

		61,56	32,29	23,07	26,18	26,18	26,92
	Peso lordo per scatola Gross weight per box - Bruttogewicht pro Karton Poids brut par boîte - Peso bruto por caja Вес брутто коробки - 每箱毛重						
	Pezzi per scatola Pieces for box - Stück pro Karton Pièces pour boîte - Piezas por caja Штук в коробке - 每箱件数	2	2	3	7	7	14
	mq. scatola mq. box - mq. Karton mq. boîte - mq. caja К.м. в коробке - 每箱平方米数	2,88	1,44	1,08	1,26	1,26	1,26
	Scatole / full pallet Boxes / full pallet - Stück / volle Palette Pièces / palette complete - Cajas / pallet completo Коробок в паллете - 箱/托盘	20	35	40	40	40	40
	mq./pallet	57,60	50,40	43,20	50,40	50,40	50,40

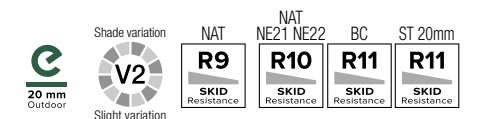
Per tutti i grandi formati è possibile prevedere, su richiesta e con un lotto minimo, l'applicazione di una stuoia in fibra di vetro.
For big sizes, a fibreglass mat can be applied on request, with a minimum production batch.

Per garantire elevati standard di sicurezza e le migliori performance tecniche in relazione al loro utilizzo finale (piani cucina, top, arredi), tutte le lastre in formato 1620x3240 in spessore 12mm prevedono l'applicazione di una stuoia in fibra di vetro sul retro della lastra.
All the 1620x3240 slabs in 12mm thickness are provided with a fibreglass mat applied to the back of the slab, to guarantee substantial safety standards and suitable technical performance required for their final use (kitchen countertops, tops, furnishings).

					
		1200x1200 / 48"x48"	600x1200 / 24"x48"	450x900 / 18"x36"	600x600 / 24"x24"
		FORMATI - SIZES			
SPESSORE - THICKNESS		± 20 mm	± 20 mm	± 20 mm	± 20 mm
SUPERFICIE - SURFACE		ST SQ	ST SQ	ST SQ	ST SQ
	Jura Beige NE 10	-	ST15	ST06	SS94
	Bone Travertine NE 11	-	-	-	-
	Bourgogne NE 12	-	ST16	ST07	SS96
	Ocean Grey NE 13	-	-	-	-
	Lumnezia NE 21	-	SG26	SD07	SD05
	Overcast NE 22	-	ST76	ST78	ST74
	Gris belge NE 31	TS27	ST19	ST10	ST00

		32,00	37,00	32,57
	Peso lordo per scatola Gross weight per box - Bruttogewicht pro Karton Poids brut par boîte - Peso bruto por caja Вес брутто коробки - 每箱毛重			
	Pezzi per scatola Pieces for box - Stück pro Karton Pièces pour boîte - Piezas por caja Штук в коробке - 每箱件数	1	2	2
	mq. scatola mq. box - mq. Karton mq. boîte - mq. caja К.м. в коробке - 每箱平方米数	0,72	0,81	0,72
	Scatole / full pallet Boxes / full pallet - Stück / volle Palette Pièces / palette complete - Cajas / pallet completo Коробок в паллете - 箱/托盘	35	27	30
	mq./pallet	25,20	21,87	21,60

NAT: Naturale - Natural | BC: Bocciardata - Bocciardata | ST: Strutturata 20 mm - Structured 20 mm



RIASSUNTIVO FORMATI E IMBALLI

Summary of sizes and packaging - Übersicht über Formate und Verpackungen - Récapitulatif formats et emballages
Sinóptico de formatos y embalajes - Краткая информация о форматах и упаковках - 规格和包装概述

DECORI - DECORS				
SUPERFICIE - SURFACE	NAT	NAT	NAT	
Jura Beige NE 10	SE27	SE37	SE47	A
Bone Travertine NE 11	SE28	SE38	SE48	A
Bourgogne NE 12	SE29	SE39	SE49	A
Ocean Grey NE 13	SE30	SE40	SE50	A
Lumnezia NE 21	SE36	SE46	SE56	A
Overcast NE 22	SU99	SV01	SV03	A
Gris belge NE 31	SE33	SE43	SE53	A

PEZZI PER SCATOLA				
	6	6	10	-

A: Disponibile - Available - Lieferbar - Disponible - Disponible - Доступный

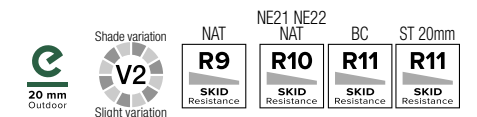
* **Decoro su rete** - Mesh-backed decoration
Dekor auf Netz - Décor sur filet
Decoración en red - Декор в сети

** **Finitura a becco di civetta** - One-round edge shaping
Ausführung mit Eckabrundung - Façonnage à bord rond
Acabado canto romo - Плитка с завалом

*** **200x600 / 8"x24" NAT 25% (3 pezzi per scatola** - 3 pieces in a box)
150x600 / 6"x24" NAT 37,5% (6 pezzi per scatola - 6 pieces in a box)
100x600 / 4"x24" NAT 12,5% (3 pezzi per scatola - 3 pieces in a box)
50x600 / 2"x24" NAT 25% (12 pezzi per scatola - 12 pieces in a box)

PEZZI SPECIALI - SPECIAL PIECES										
SUPERFICIE - SURFACE	NAT	NAT	NAT	NAT	NAT	BC	NAT	NAT	BC	
Jura Beige NE 10	SH39	SZ07	ANL1	ANM3	S085	TF23	ATK7	TM14	UF91	
Bone Travertine NE 11	SH40	SQ35	A	AHY1	S086	ANL9	AT10	TN25	ANM0	
Bourgogne NE 12	SH41	SS42	ANL2	TC30	S087	TH12	ATK8	TZ50	TS96	
Ocean Grey NE 13	SH42	SV87	ANL3	ANM4	S088	ANM1	ATK9	AN85	ANM2	
Lumnezia NE 21	SH54	SR73	A	T050	S090	UA16	ATL0	STS0	TU11	
Overcast NE 22	SU93	TB59	A	TB57	TB49	TB53	ATL1	ANL8	TB55	
Gris belge NE 31	SH45	SQ96	ANL4	TN27	S092	UA55	ATL2	TU18	UB11	

PEZZI PER SCATOLA										
	10	4	2	4	7	4	7	7		



CARATTERISTICHE TECNICHE

Technical specifications - Technische Eigenschaften - Caractéristiques techniques

Características técnicas - Технические характеристики - 技术特征

STANDARD EN 14411 - G

	CARATTERISTICHE TECNICHE TECHNICAL DATA TECHNISCHE DATEN CARACTERISTIQUES TECHNIQUES CARACTERÍSTICAS TÉCNICAS ТЕХНИЧЕСКИЕ ХАРАКТЕРИСТИКИ 技术特征	NORMA STANDARD NORM NORME NORMA ЗНАЧЕНИЯ 标准	VALORI PRESCRITTI DALLE NORME EN 14411 - G INTERNATIONAL STANDARDS EN 14411 - G INTERNATIONALE NORMWERTE EN 14411 - G VALEURS PREVUES PAR LES NORMES EN 14411 - G VALORES PREVISTOS POR LAS NORMAS EN 14411 - G ПРЕДУСМОТРЕННЫЕ СТАНДАРТОМ EN 14411-G EN 14411 - G标准规定值	*VALORE MEDIO MIRAGE MIRAGE AVERAGE VALUE MIRAGE MITTELWERT VALEURS MOYEN MIRAGE VALOR MEDIO MIRAGE СРЕДНЕЕ ЗНАЧЕНИЕ MIRAGE MIRAGE平均值			
	CARATTERISTICHE DIMENSIONALI - SIZE CHARACTERISTICS - MASSEIGENSCHAFTEN DETERMINATION DES CARACTERISTIQUES DIMENSIONNELLES - CARACTERÍSTICAS DIMENSIONALES - РАЗМЕРНЫЕ ХАРАКТЕРИСТИКИ - 尺寸特征						
	LATI SIDES - SEITEN COTES - CANTOS РАЗМЕРЫ СТОРОН - 側边	EN ISO 10545-2	± 0,3% MAX (± 1,0 mm MAX)	CONFORME COMPLYING			
	SPESSORE THICKNESS - DICKE ÉPAISSEUR - ESPESOR ТОЛЩИНА - 厚度	EN ISO 10545-2	± 5,0% MAX (± 0,5 mm MAX)	CONFORME COMPLYING			
	RETTILINEITÀ DEGLI SPIGOLI STRAIGHTNESS OF SIDES - GERADLINIGKEIT DER KANTEN RECTITUDE DES ARETES - RECTIDUD DE LOS CANTOS КОСОУГОЛЬНОСТЬ - 边角平直度	EN ISO 10545-2	± 0,3% MAX (± 0,8 mm MAX)	CONFORME COMPLYING			
	ORTOGONALITÀ RECTANGULARITY - RECHTWINKLIGKEIT PERPENDICULARITÉ - ORTOGONALIDAD КРИВИЗНА СТОРОН - 直角度	EN ISO 10545-2	± 0,3% MAX (± 1,5 mm MAX)	CONFORME COMPLYING			
	PLANARITÀ SURFACE FLATNESS - EBENFLÄCHIGKEIT PLANEITE DE SURFACE - PLANEIDAD КРИВИЗНА ЛИЦЕВОЙ ПОВЕРХНОСТИ - 平整度	EN ISO 10545-2	± 0,4% MAX (± 1,8 mm MAX)	CONFORME COMPLYING			
	ASSORBIMENTO D'ACQUA WATER ABSORPTION - WASSERAUFNAHME ABSORPTION D'EAU - ABSORCIÓN DE AGUA ВОДОПОГЛОЩЕНИЕ - 吸水率	EN ISO 10545-3	≤ 0,5%	≤ 0,1%			
	RESISTENZA ALLA FLESSIONE FLEXION RESISTANCE - BIEGEFESTIGKEIT RESISTANCE A LA FLEXION - RESISTENCIA A LA FLEXIÓN ПРЕДЕЛ ПРОЧНОСТИ ПРИ ИЗГИБЕ - 抗弯强度	EN ISO 10545-4	S ≥ 700 N (< 7,5 mm) S ≥ 1.300 N (> 7,5 mm) R ≥ 35 N/mm².	≠ 9 mm: S≥2.400N R≥48 N/mm² ≠ 12 mm: S≥4.000N R≥48 N/mm² ≠ 20 mm: S≥12.500N R≥48 N/mm²			
	RESISTENZA ALL'URTO IMPACT RESISTANCE - STOSSFESTIGKEIT RESISTANCE AUX CHOCES - RESISTENCIA A LOS GOLPES УДАРООСТОЙКОСТЬ - 抗冲击强度	EN ISO 10545-5	VALORE DICHIARATO DECLARED VALUE	> 0,80			
	RESISTENZA ALL'ABRASIONE ABRASION RESISTANCE - ABRIEBFESTIGKEIT RESISTANCE A L'ABRASION - RESISTENCIA A LA ABRASIÓN СТОЙКОСТЬ К ИСТИРАНИЮ - 耐磨强度	EN ISO 10545-6	≤ 175 mm³	< 150 mm³			
	COEFFICIENTE DI DILATAZIONE TERMICA LINEARE COEFFICIENT OF LINEAR THERMAL-EXPANSION - LINEARER WÄRMEAUDEHNUNGSKOEFFIZIENT COEFFICIENT DE DILATATION THERMIQUE LINEAIRE - COEFFICIENTE DE DILATACIÓN TÉRMICA LINEAL КОЭФФИЦИЕНТ ЛИНЕЙНОГО ТЕРМИЧЕСКОГО РАСШИРЕНИЯ - 线性热膨胀系数	EN ISO 10545-8	—	α=6,6x10 ⁻⁶ °C ⁻¹			
	RESISTENZA AGLI SBALZI TERMICI RESISTANCE TO THERMAL SHOCKS - BESTÄNDIGKEIT GEGEN TEMPERATURSCHWANKUNGEN RESISTANCE AUX CHOCES THERMIQUES - RESISTENCIA A LOS CHOQUES TÉRMICOS СТОЙКОСТЬ К ПЕРЕПАДАМ ТЕМПЕРАТУРЫ - 耐热突变性	EN ISO 10545-9	TEST SUPERATO SECONDO EN ISO 10545-1 PASS ACCORDING EN ISO 10545-1	NESSUN DANNO NO DAMAGE			
	RESISTENZA AL GELO FROST RESISTANCE - FROSTBESTÄNDIGKEIT RESISTANCE AU GEL - RESISTENCIA AL HIELO МОРОЗОСТОЙКОСТЬ - 耐冻性	EN ISO 10545-12	TEST SUPERATO SECONDO EN ISO 10545-1 PASS ACCORDING EN ISO 10545-1	NESSUN DANNO NO DAMAGE			
	RESISTENZA ALL'ATTACCO CHIMICO RESISTANCE TO CHEMICALS - CHEMIKALIENBESTÄNDIGKEIT RESISTANCE A L'ATTAQUE CHIMIQUE - RESISTENCIA QUÍMICA ХИМИЧЕСКАЯ СТОЙКОСТЬ - 耐化学品作用	EN ISO 10545-13	B MIN.	A LA HA			
	RESISTENZA ALL'ABRASIONE SUPERFICIALE SURFACE ABRASION RESISTANCE - ABRIEBFESTIGKEIT DER OBERFLÄCHE RESISTANCE À L'ABRASION SUPERFICIELLE - RESISTENCIA A LA ABRASIÓN SUPERFICIAL ХИМИЧЕСКАЯ СТОЙКОСТЬ - 耐表面磨损	EN ISO 10545-7	—	—			
	RESISTENZA ALLE MACCHIE RESISTANCE TO STAINS - FLECKENBESTÄNDIGKEIT RESISTANCE AUX TACHES - RESISTENCIA A LAS MANCHAS УСТОЙЧИВОСТЬ К ПЯТНООБРАЗОВАНИЮ - 防污性	EN ISO 10545-14	VALORE DICHIARATO DECLARED VALUE	5			
	CESSIONE DI PIOMBO E CADMIO LEAD AND CADMIUM DISCHARGE - ABGABE VON BLEI UND CADMIUM PERTE DE PLOMB ET CADMIUM - CESIÓN DE PLOMO Y CADMIO ВЫДЕЛЕНИЕ СВИНЦА И КАДМИЯ - 铅和镉的排放	EN ISO 10545-15	VALORE DICHIARATO DECLARED VALUE	< AL LIMITE DI RILEVAMENTO < THAN INSTRUMENT LIMIT			
				NAT NE21-NE22	NAT	BC	ST 20mm
	DM 236/89 BCRA	> 0,40	> 0,40	> 0,40	> 0,40	> 0,40	> 0,40
	ANSI A326.3	Wet and Dry	≥ 0,42	≥ 0,42	≥ 0,55	≥ 0,55	≥ 0,55
	AS 4586	-	P3	P2	P5	P5	P5
	DIN 51130	-	R10	R9	R11	R11	R11
	DIN 51097	-	A+B	-	A+B+C	A+B+C	A+B+C
	UNE 41901	≥ CL1	CL2	CL1	CL3	CL3	CL3
	BS 7976 sl.96-4S	Wet and Dry	> 0,36	-	> 0,36	> 0,36	> 0,36
	BS 7976 sl.55-TRL	Wet and Dry	-	-	-	-	-
	SCIVOLOSITÀ SKID RESISTANCE - RUTSCHWERT GLISSANCE - ADHERENCIA СКОЛЬЗКОСТЬ - 防滑性						

Per i certificati specifici, contattare Mirage SpA - For specific certificates, please contact Mirage SPA - Für die speziellen Zertifikate wenden Sie sich bitte an Mirage SpA - Pour les certificats spécifiques, veuillez contacter Mirage SPA
Para los certificados específicos, contactar Mirage SPA - Для сертификатов обращайтесь в компанию Mirage SpA - 关于具体的证书, 请联系Mirage Spa公司

www.mirage.it



Made in Italy

www.mirage.it



Mirage Granito Ceramico S.p.a.
41026 - Pavullo (MO) ITALY - Via Giardini Nord, 225
Tel. +39 0536 29611 - Fax +39 0536 21065
info@mirage.it - www.mirage.it

Mirage Project Point
20121 - Milano ITALY
Via Marsala, 7
Tel. +39 02 65560879

projectpoint-mi@mirage.it
www.mirageprojectpoint.com/milano

Mirage USA INC.
618 Grassmere Park Dr - Suite 1-2
Nashville - Tennessee (TN) - 37211
Ph. +1 615 834 3888
TAX ID: 75 2773306

info@mirageusa.net
www.mirageusa.net

Mirage Project Point Dubai
Building 7 - Ground Floor
d3 Dubai Design District - United
Arab Emirates
Ph. +971 4 554 3944
Licence No. 93659

projectpoint-uae@mirage.it
www.mirageprojectpoint.com/dubai