

I MARMI
—
di MIRAGE

MIRAGE[®]
INSPIRING BETTER LIVING

I MARM I
—
di MIRAGE

MIRAGE[®]
INSPIRING BETTER LIVING

“

CONTEMPORARY

Per- spective

MIRAGE MARBLE is the complete collection of the Mirage® marble-effect porcelain stoneware range where aesthetics, technology and attention to detail are the distinguishing values.

Over 35 stone references, multiple sizes and surfaces offering professionals in the sector new perspectives and design opportunities.

MIRAGE MARBLE ist die vollständige Sammlung des Sortiments von Mirage® aus Feinsteinzeug mit Marmoroptik, deren Unterscheidungsmerkmale die Ästhetik, Technologie und Detailliebe darstellen.

Mehr als 35 Steinreferenzen, zahlreiche Formate und Oberflächen, die den Branchenfachleuten neue Perspektiven und Planungsmöglichkeiten bieten.

MIRAGE MARBLE est l'assortiment complet de la gamme Mirage® en grès cérame à effet marbre où l'esthétique, la technologie et le soin des détails en constituent les avantages caractéristiques.

Plus de 35 références en pierre ainsi que des formats et des surfaces multiples qui offrent aux professionnels du secteur de nouvelles perspectives et opportunités conceptuelles.

MIRAGE MARBLE es la selección completa de la gama Mirage® de gres porcelánico efecto mármol, que tiene como marcas distintivas la estética, la tecnología y el cuidado de los detalles.

Más de 35 referencias lapideas, múltiples formatos y acabados que ofrecen a los profesionales del sector nuevas perspectivas y oportunidades de diseño.

MIRAGE MARBLE 是具有大理石纹效果的完整 Mirage® 瓷质砖系列。超过 35 种纹理、众多的尺寸和表面，为该行业的专业人士提供了新的视野和设计机会。

MIRAGE MARBLE è la raccolta completa della gamma Mirage® in grès porcellanato ad effetto marmo.

Oltre 35 referenze, molteplici formati e superfici che offrono ai professionisti del settore nuove prospettive e opportunità progettuali.





ENDLESS

Design possibilities

- Pavimenti** | Floorings
- Rivestimenti** | Coverings
- Facciate** | Facades
- Banconi** | Countertops
- Lavabi** | Washbasins
- Arredi** | Furnitures
- Top bagno** | Vanity Top
- Piatti doccia** | Shower trays

- Residenziale** | Residential Areas
- Commerciale** | Commercial Areas
- Interni/Esterni** | Indoor/Outdoor Areas



“

Contents

*Exclusive
Range*

pag. **8**

*Color
Inspirations*

pag. **24**
WHITE

pag. **54**
BEIGE /
BROWN

pag. **68**
GREY

*Colors
and Sizes*

pag. **78**
COLORS

pag. **98**
BLACK


pag. **110**

I MARMI
—
di MIRAGE



EXCLUSIVE RANGE

BIANCO STATUARIO JW 01
CALACATTA REALE JW 02
STATUARIO FINE JL 01
STATUARIO EXTRA CP 01
WASHINGTON JL 04
STATUARIO VENATO JW 14
EXTRA WHITE JW 19
STATUARIO FANTASTICO CP 04
CALACATTA GOLD CP 02
CALACATTA SELECT JL 02




pag. 112 pag. 113 pag. 114 pag. 116 pag. 120 pag. 122 pag. 126 pag. 127 pag. 128 pag. 132

STATUARIO LUNENSIS JW 12
CALACATTA VENA ANTICA JL 03
CALACATTA COPPER WA 01
ARABESCATO ORO CP 03
WHITE CRYSTAL CP 05
ONYKS JW 15
ROYAL JW 03
LIBECCIO ANTICO WA 02
ONICE BROWN WA 03
EMPERADOR SELECTED JW 05




pag. 134 pag. 138 pag. 140 pag. 141 pag. 144 pag. 145 pag. 146 pag. 147 pag. 148 pag. 149

RAYMI JW 16
MYSTIC GREY CP 06
TUNDRA LITE JL 05
PIETRA GREY JL 06
VERDE ALPI JL 07
FOUR SEASONS WA 13
AMAZZONITE CP 07
GALWAY GREEN WA 12
SIBERIAN MALACHITE WA 11
AZUL PURO WA 04



pag. 150 pag. 151 pag. 152 pag. 153 pag. 154 pag. 155 pag. 156 pag. 157 pag. 158 pag. 159


LABRADORITE WA 05
AGATA BLUE WA 08
AGATA MULTICOLOR WA 09
DARK COSMO WA 06
SAINT LAURENT WA 07
BLACK GOLD JW 11
MOONLESS JW 17
AGATA BLACK WA 10



pag. 160 pag. 161 pag. 162 pag. 163 pag. 164 pag. 165 pag. 166 pag. 167

01 WHITE

**BIANCO
STATUARIO**
JW 01



pag. **26**

Sizes & Finishings
pag. **112**

**CALACATTA
REALE**
JW 02



pag. **28**

Sizes & Finishings
pag. **113**

**STATUARIO
FINE**
JL 01



pag. **30**

Sizes & Finishings
pag. **114**

**STATUARIO
EXTRA**
CP 01



pag. **32**

Sizes & Finishings
pag. **116**


WASHINGTON
JL 04



pag. **34**

Sizes & Finishings
pag. **120**


**STATUARIO
VENATO**
JW 14



pag. **36**

Sizes & Finishings
pag. **122**

**EXTRA
WHITE**
JW 19



pag. **38**

Sizes & Finishings
pag. **126**

**STATUARIO
FANTASTICO**
CP 04



pag. **40**

Sizes & Finishings
pag. **127**

01 WHITE

**CALACATTA
GOLD**
CP 02



pag. **42**

Sizes & Finishings
pag. **128**

**CALACATTA
SELECT**
JL 02



pag. **44**

Sizes & Finishings
pag. **132**

**STATUARIO
LUNENSIS**
JW 12



pag. **46**

Sizes & Finishings
pag. **134**

**CALACATTA
VENA ANTICA**
JL 03



pag. **48**

Sizes & Finishings
pag. **138**

**CALACATTA
COPPER**
WA 01



pag. **50**

Sizes & Finishings
pag. **140**

**ARABESCATO
ORO**
CP 03



pag. **52**

Sizes & Finishings
pag. **141**

02 BEIGE/ BROWN

WHITE
CRYSTAL
CP 05



pag. **56**

Sizes & Finishings
pag. **144**

ONYKS
JW 15



pag. **58**

Sizes & Finishings
pag. **145**

ROYAL
JW 03



pag. **60**

Sizes & Finishings
pag. **146**

LIBECCIO
ANTICO
WA 02



pag. **62**

Sizes & Finishings
pag. **147**

ONICE
BROWN
WA 03



pag. **64**

Sizes & Finishings
pag. **148**

EMPERADOR
SELECTED
JW 05



pag. **66**

Sizes & Finishings
pag. **149**

03 GREY

RAYMI
JW 16



pag. 70

Sizes & Finishings
pag. 150

MYSTIC
GREY
CP 06



pag. 72

Sizes & Finishings
pag. 151


TUNDRA
LITE
JL 05



pag. 74

Sizes & Finishings
pag. 152

PIETRA GREY
JL 06




pag. 76

Sizes & Finishings
pag. 153

04 COLORS

VERDE
ALPI
JL 07



pag. 80

Sizes & Finishings
pag. 154

FOUR
SEASONS
WA 13



pag. 82

Sizes & Finishings
pag. 155

AMAZZONITE
CP 07



pag. 84

Sizes & Finishings
pag. 156

GALWAY
GREEN
WA 12



pag. 86

Sizes & Finishings
pag. 157

04 COLORS

SIBERIAN
MALACHITE
WA 11



pag. 88

Sizes & Finishings
pag. 158

AZUL
PURO
WA 04



pag. 90

Sizes & Finishings
pag. 159

LABRADORITE
WA 05



pag. 92

Sizes & Finishings
pag. 160

AGATA
BLUE
WA 08



pag. 94

Sizes & Finishings
pag. 161

AGATA
MULTICOLOR
WA 09



pag. 96

Sizes & Finishings
pag. 162

05 BLACK



DARK
COSMO
WA 06

pag. 100

Sizes & Finishings
pag. 163



SAINT
LAURENT
WA 07

pag. 102

Sizes & Finishings
pag. 164



BLACK
GOLD
JW 11

pag. 104

Sizes & Finishings
pag. 165



MOONLESS
JW 17

pag. 106

Sizes & Finishings
pag. 166



AGATA
BLACK
WA 10

pag. 108

Sizes & Finishings
pag. 167

“

COLOR

*Inspira-
tions*

WHITE
WHITE

01



I MARMI di MIRAGE

WHITE

“ pure classic refined ”

Collections

Cosmopolitan

STATUARIO EXTRA
CP 01



CALACATTA GOLD
CP 02



ARABESCATO ORO
CP 03




STATUARIO FANTASTICO
CP 04



Jewels

BIANCO STATUARIO
JW 01



CALACATTA REALE
JW 02




STATUARIO LUNENSIS
JW 12



STATUARIO VENATO
JW 14



EXTRA WHITE
JW 19



Jolie

STATUARIO FINE
JL 01



CALACATTA SELECT
JL 02



CALACATTA VENA ANTICA
JL 03



WASHINGTON
JL 04



Wanderlust

CALACATTA COPPER
WA 01





floor
Bianco Statuario JW 01 LUC SQ
1200x1200 / 48"x48"

wall
Moonless JW 17 LUC SQ
1600x3200 / 63"x126"

BIANCO STATUARIO
JW 01

“
Jewels collection





I MARMI di MIRAGE

CALACATTA REALE JW 02

“
Jewels collection

wall
Calacatta Reale JW 02 LUC SQ
1200x2780 / 48"x110"

floor
Calacatta Reale JW 02 LUC SQ
600x1200 / 24"x48"

counter
Cosmopolitan Amazonite CP 07 LUC





STATUARIO FINE
JL 01

“
Jolie collection

wall
Statuario Fine JL 01 LUC SQ
1200x2780 / 48"x110"

floor
Statuario Fine JL 01 LUC SQ
1200x1200 / 48"x48"

table
Wanderlust Galway Green WA 12 LUC

I MARMI di MIRAGE






I MARMI di MIRAGE

floor
Statuario Extra CP 01 LUC SQ
600x1200 / 24"x48"

STATUARIO EXTRA
CP 01

“
Cosmopolitan collection”





WASHINGTON
JL 04

“
Jolie collection

wall
Washington JL 04 LUC SQ
1200x2780 / 48"x110"
floor
Washington JL 04 LUC SQ
1200x1200 / 48"x48"

wall
Washington JL 04 PRL SQ
600x1200 / 24"x48"
floor
Glocal Nebula GC 11 SP SQ
600x600 / 24"x24"





I MARMI di MIRAGE

STATUARIO VENATO JW 14

“
Jewels collection

wall
Statuario Venato JW 14
Vein Matching LUC SQ
1200x2400 / 48"x96"
floor
Raymi JW 16 LUC SQ
600x600 / 24"x24"





wall
 Extra white JW 19 LUC SQ
 1200x2780 / 48"x110"

floor
 Viceversa Calcestruzzo VV 04 SP SQ
 1200x1200 / 48"x48"

EXTRA WHITE
 JW 19

“
Jewels collection

I MARMi di MIRAGE





I MARMI di MIRAGE



wall
Statuario Fantastico CP 04 LUC SQ
1200x2780 / 48"x110"

floor
Glocal Classic GC 05 SP SQ
800x800 / 31½"x31½"

**STATUARIO
FANTASTICO**
CP 04

“
Cosmopolitan collection





CALACATTA GOLD
CP 02

“
Cosmopolitan collection

wall
Calacatta Gold CP 02 LUC SQ Vein Matching
1200x2780 / 48"x110"

floor
Calacatta Gold CP 02 LUC SQ
1200x1200 / 48"x48"

I MARMi di MIRAGE





I MARMI di MIRAGE

wall
Calacatta Select JL 02 LUC SQ Vein Matching
1200x2780 / 48"x110"

floor
Cosmopolitan White Crystal CP 05 LUC SQ
800x800 / 31½"x31½"

tables
Calacatta Select JL 02 LUC

CALACATTA SELECT JL 02

“
Jolie collection





STATUARIO LUNENSIS
JW 12

“
Jewels collection

wall and table
Statuario Lunensis JW 12 LUC SQ
1200x2780 / 48"x110"
floor
Glocal Type GC 04 SP SQ
1200x1200 / 48"x48"

I MARMi di MIRAGE





I MARMI di MIRAGE


wall
Calacatta Vena Antica JL 03 LUC SQ
1200x2780 / 48"x110"
Clay Trust CL 07 SP SQ
1200x2780 / 48"x110"

floor
Calacatta Vena Antica JL 03 LUC SQ
1200x1200 / 48"x48"
Clay Trust CL 07 SP SQ
800x800 / 31½"x31½"

table
Clay Trust CL 07 SP

**CALACATTA
VENA ANTICA
JL 03**

“
Jolie collection





CALACATTA COPPER
WA 01

“
Wanderlust collection

wall
Calacatta Copper WA 01 LUC SQ
1200x2780 / 48"x110"
floor
Clay Shy CL 06 SP SQ
1200x1200 / 48"x48"

I MARMI di MIRAGE





I MARMI di MIRAGE

wall
Arabescato Oro CP 03 LUC SQ
1200x2780 / 48"x110"
Glocal Sugar GC 07 SP SQ
1200x2780 / 48"x110"
floor
Arabescato Oro CP 03 LUC SQ
1200x1200 / 48"x48"

ARABESCATO ORO CP 03

“
Cosmopolitan collection”



BEIGE /
BROWN

02



I MARMI di MIRAGE

BEIGE / BROWN

“ *iconic
distinctive
enchanted* ”

Collections

Cosmopolitan

WHITE CRYSTAL
CP 05



Jewels

ROYAL
JW 03



EMPERADOR SELECTED
JW 05



ONYKS
JW 15



Wanderlust

LIBECCIO ANTICO
WA 02



ONICE BROWN
WA 03



WHITE CRYSTAL
CP 05

“
Cosmopolitan collection”

wall
White Crystal CP 05 LUC SQ
1200x2780 / 48"x110"
floor
White Crystal CP 05 LUC SQ
1200x1200 / 48"x48"

I MARMI di MIRAGE





I MARMI di MIRAGE

wall
Onyks JW 15 LUC SQ
1600x3200 / 63"x126"

floor
Onyks JW 15 LUC SQ
1600x1600 / 63"x63"

vanity unit
Bathmood Wish JW 15 LUC

mirror
Bathmood Round Bliss Mirror

ONYKS
JW 15

“
Jewels collection





floor
Royal JW 03 LUC SQ
1200x2400 / 48"x96"

ROYAL
JW 03

“
Jewels *collection*

I MARMi di MIRAGE





I MARMI di MIRAGE

LIBECCIO ANTICO
WA 02

“
Wanderlust collection

wall
Libeccio Antico WA 02 LUC SQ
1200x2780 / 48"x110"

floor
Libeccio Antico WA 02 LUC SQ
1200x2780 / 48"x110"





ONICE BROWN
WA 03

“
Wanderlust collection

wall
Onice Brown WA 03 LUC SQ
1200x2780 / 48"x110"

floor
Cosmopolitan White Crystal CP 05 LUC SQ
1200x1200 / 48"x48"

counter
Saint Laurent WA 07 LUC

I MARMi di MIRAGE





I MARMI di MIRAGE

floor
Emperador Selected JW 05 LUC SQ
600x600 / 24"x24"

**EMPERADOR
SELECTED**
JW 05

“
Jewels collection”



GREY BAR

03



I MARMI di MIRAGE

GREY

“ *deep
cool
intense* ”

Collections


Cosmopolitan

MYSTIC GREY
CP 06



Jewels

RAYMI
JW 16




Jolie

TUNDRA LITE
JL 05



PIETRA GREY
JL 06





wall
Raymi JW 16 LUC SQ
1200x2400 / 48"x96"

floor
Raymi JW 16 LUC SQ
600x1197 / 24"x48"

shower tray
Bathmood Appeal JW 16 LUC

vanity top, washbasin
Bathmood Happiness JW 11 LUC

RAYMI
JW 16

“
Jewels collection





I MARMI di MIRAGE

MYSTIC GREY CP 06

“
Cosmopolitan collection

wall

Mystic Grey CP 06 LUC SQ
1200x2780 / 48"x110"

floor

Mystic Grey CP 06 LUC SQ
800x800 / 31½"x31½"

vanity unit

Bathmood Freedom CL 07 SP

mirror

Bathmood Vertical Bliss CP 06 LUC





TUNDRA LITE
JL 05

“
Jolie collection”

wall
Tundra Lite JL 05 PRL SQ
600x1200 / 24"x48"

floor
Tundra Lite JL 05 LUC SQ
800x1600 / 31½"x63"

counter & table
Calacatta Vena Antica JL 03 LUC

I MARMI di MIRAGE





I MARMI di MIRAGE

PIETRA GREY JL 06

“
Jolie collection

wall
Pietra Grey JL 06 SP SQ
1200x2780 / 48"x110"

floor
Elysian Travertino Light EY 07 SP SQ
1200x1200 / 48"x48"

counter
Pietra Grey JL 06 SP



COLOR
COLOR

04



I MARMI di MIRAGE

COLORS

“ *precious
catchy
attractive* ”

Collections

Cosmopolitan

AMAZZONITE
CP 07



Jolie

VERDE ALPI
JL 07



Wanderlust

AZUL PURO
WA 04



AGATA BLUE
WA 08



LABRADORITE
WA 05



AGATA MULTICOLOR
WA 09



SIBERIAN MALACHITE
WA 11



GALWAY GREEN
WA 12



FOUR SEASONS
WA 13





wall
Verde Alpi JL 07 LUC SQ
1200x2780 / 48"x110"

floor
Elysian Mediterranea EY 01 ST SQ
1200x1200 / 48"x48"

VERDE ALPI
JL 07

“
Jolie collection





I MARMI di MIRAGE

FOUR SEASONS
WA 13

“
Wanderlust collection

wall
Four Seasons WA 13 LUC SQ
1200x2780 / 48"x110"

floor
Clay Fancy CL 04 SP SQ
800x800 / 31½"x31½"

counter & table
Four Seasons WA 13 LUC





AMAZZONITE
CP 07

“
Cosmopolitan collection

wall
Amazonite CP 07 LUC SQ
1200x2780 / 48"x110"

floor
Jurupa Wild JP 05 NAT SQ
200x1200 / 8"x48"

I MARMi di MIRAGE





I MARMI di MIRAGE

GALWAY GREEN
WA 12

“
Wanderlust collection

wall
Galway Green WA 12 LUC SQ
1200x2780 / 48"x110"
Jolie Washington JL 04 LUC SQ
1200x2780 / 48"x110"
floor
Jolie Tundra Lite JL 05 LUC SQ
1200x1200 / 48"x48"





wall
Siberian Malachite WA 11 LUC SQ
1200x2780 / 48"x110"

shelves
Siberian Malachite WA 11 LUC

floor
Clay Calm CL 01 SP SQ
1200x1200 / 48"x48"

SIBERIAN MALACHITE
WA 11

“
Wanderlust collection





I MARMI di MIRAGE

AZUL PURO WA 04

“
Wanderlust collection

wall
Azul Puro WA 04 LUC SQ
1200x2780 / 48"x110"

floor
Azul Puro WA 04 LUC SQ
1200x2780 / 48"x110"





LABRADORITE
WA 05

“
Wanderlust collection

wall
Labradorite WA 05 LUC SQ
1200x2780 / 48"x110"

floor
Cosmopolitan Calacatta Gold CP 02 LUC SQ
1200x1200 / 48"x48"

I MARMI di MIRAGE





I MARMI di MIRAGE

AGATA BLUE WA 08

“
Wanderlust collection

wall
Agata Blue WA 08 LUC SQ
1200x2780 / 48"x110"
floor
Cosmopolitan White Crystal CP 05 LUC SQ
600x1200 / 24"x48"
table
Agata Blue WA 08 LUC





wall
Agata Multicolor WA 09 LUC SQ
1200x2780 / 48"x110"

floor
Clay Verve CL 05 NAT SQ
600x600 / 24"x24"

AGATA MULTICOLOR WA 09

“
Wanderlust collection

I MARMI di MIRAGE



BLACK

05



I MARMI di MIRAGE

BLACK

“ *absolute
charismatic
glamorous* ”

Collections

Jewels

BLACK GOLD
JW 11



MOONLESS
JW 17



Wanderlust

DARK COSMO
WA 06



SAINT LAURENT
WA 07



AGATA BLACK
WA 10





DARK COSMO
WA 06

“
Wanderlust collection

wall
Dark Cosmo WA 06 LUC SQ
1200x2780 / 48"x110"
Norr Farge RR 05 NAT SQ
1200x2780 / 48"x110"
floor
Norr Farge RR 05 NAT SQ
1200x1200 / 48"x48"



Pool &
Spa



I MARMI di MIRAGE

SAINT LAURENT
WA 07

“
Wanderlust collection

wall
Saint Laurent WA 07 LUC SQ
1200x2780 / 48"x110"





BLACK GOLD
JW 11

“
Jewels collection

floor
Black Gold JW 11 LUC SQ
600x600 / 24"x24"

I MARMI di MIRAGE





I MARMI di MIRAGE

MOONLESS JW 17

“
Jewels collection

wall
Moonless JW 17 LUC SQ
1200x2780 / 48"x110"
floor
Jurupa Camp JP 04 NAT SQ
200x1200 / 8"x48"





AGATA BLACK
WA 10

“
Wanderlust collection

wall
Agata Black WA 10 LUC SQ
1200x2780 / 48"x110"
floor
Jewels Raymi JW 16 LUC SQ
1200x1200 / 48"x48"
table
Agata Black WA 10 LUC

I MARMÌ di MIRAGE



“

COLORS and

Sizes

01 WHITE

BIANCO STATUARIO JW 01

± 6 mm

1200x2780 / 48"x110"
LUC SQ

± 9 mm

1200x2400 / 48"x96"
LUC SQ




1200x1200 / 48"x48"
LUC SQ

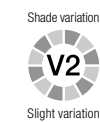
600x1197 / 24"x48"
LUC SQ

600x600 / 24"x24"
LUC SQ

150x600 / 6"x24"
LUC SQ

Stucchi consigliati
Recommended grouts

KERAKOLL	02	
MAPEI	111 Grigio Argento	
LATICRETE	88 Silver Shadow	



“
Jewels collection

CALACATTA REALE JW 02

± 6 mm

1600x3200 / 63"x126"
LUC SQ

1600x1600 / 63"x63"
LUC SQ

1200x2780 / 48"x110"
LUC SQ

± 9 mm

1200x2400 / 48"x96"
LUC SQ




1200x1200 / 48"x48"
LUC SQ

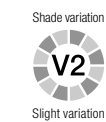
600x1197 / 24"x48"
LUC SQ

600x600 / 24"x24"
LUC SQ

150x600 / 6"x24"
LUC SQ

Stucchi consigliati
Recommended grouts

KERAKOLL	02	
MAPEI	111 Grigio Argento	
LATICRETE	88 Silver Shadow	



“
Jewels collection

01 WHITE

STATUARIO FINE JL 01

± 6 mm

1200x2780 / 48"x110"
LUC SQ / SP SQ

VEIN MATCHING
COMPOSITION - 4 SLABS
1200x2780 / 48"x110"
LUC SQ

600x1200 / 24"x48"
PRL* SQ

± 9 mm




1200x1200 / 48"x48"
LUC SQ / SP SQ

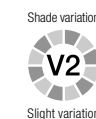
600x1200 / 24"x48"
LUC SQ / SP SQ

800x1600 / 31½"x63"
LUC SQ / SP SQ

800x800 / 31½"x31½"
LUC SQ / SP SQ

Stucchi consigliati
Recommended grouts

KERAKOLL	02	
MAPEI	103 Bianco Luna	
LATICRETE	50 Sea Glass	



* PRL: Adatta esclusivamente per applicazioni a rivestimento.
PRL: For wall applications only.


“
Jolie collection



KIT VEIN MATCHING

± 6 mm

1200x2780 / 48"x110"
LUC SQ



Il kit è composto da 4 lastre numerate e dalle grafiche sequenziali ad effetto vena continua.
The kit is composed of 4 numbered slabs with sequential patterns to create a continuous vein effect.

Il processo produttivo non garantisce la continuità nel disegno della venatura tra i vari pezzi spediti. Eventuali disallineamenti tra le venature in continuità sono da considerarsi caratteristica intrinseca del prodotto. L'immagine rappresentata serve a dare un'idea indicativa del prodotto, toni e venature possono essere quindi suscettibili di variazioni.

The production process does not guarantee continuity in the design of the veining among the various pieces provided. Any misalignment between the continuous veining is to be considered an intrinsic characteristic of the product. The image shown is merely indicative; the shades and veinings of the product may be subject to variations.

01 WHITE

STATUARIO EXTRA CP 01

± 6 mm

1200x2780 / 48"x110"
LUC SQ / NAT SQ

BOOKMATCH
COMPOSITION
1200x2780 / 48"x110"
LUC SQ

VEIN MATCHING
COMPOSITION - 5 SLABS
1200x2780 / 48"x110"
LUC SQ

± 9 mm

1200x2400 / 48"x96"
LUC SQ




1200x1200 / 48"x48"
LUC SQ

600x1200 / 24"x48"
LUC SQ

800x1600 / 31½"x63"
LUC SQ

800x800 / 31½"x31½"
LUC SQ / NAT SQ

Stucchi consigliati
Recommended grouts

KERAKOLL	03	
MAPEI	103 Bianco Luna	
LATICRETE	44 Bright White	




“
Cosmopolitan collection

I MARMI di MIRAGE

KIT VEIN MATCHING

± 6 mm

1200x2780 / 48"x110"
LUC SQ



Il kit è composto da 5 lastre numerate e dalle grafiche sequenziali ad effetto vena continua.
The kit is composed of 5 numbered slabs with sequential patterns to create a continuous vein effect.

Il processo produttivo non garantisce la continuità nel disegno della venatura tra i vari pezzi spediti. Eventuali disallineamenti tra le venature in continuità sono da considerarsi caratteristica intrinseca del prodotto. L'immagine rappresentata serve a dare un'idea indicativa del prodotto, toni e venature possono essere quindi suscettibili di variazioni.

The production process does not guarantee continuity in the design of the veining among the various pieces provided. Any misalignment between the continuous veining is to be considered an intrinsic characteristic of the product. The image shown is merely indicative; the shades and veinings of the product may be subject to variations.

BOOKMATCH COMPOSITIONS

STATUARIO EXTRA

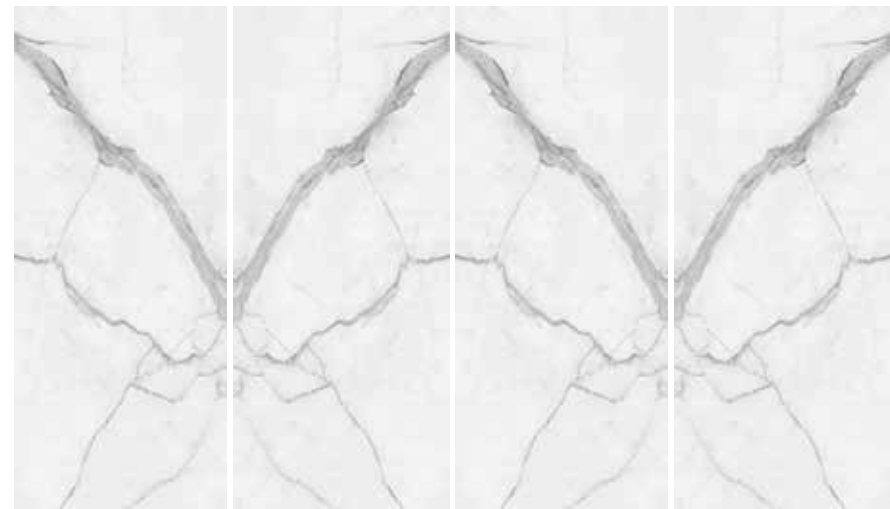
CP 01

± 6 mm

1200x2780 / 48"x110"
LUC SQ

BOOKMATCHING

Alcuni esempi di composizione / Laying pattern proposals:

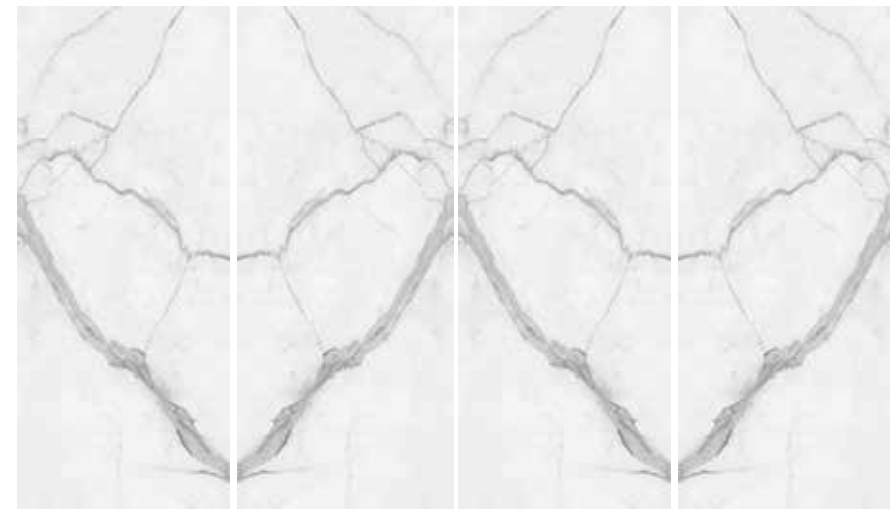


A

B

A

B

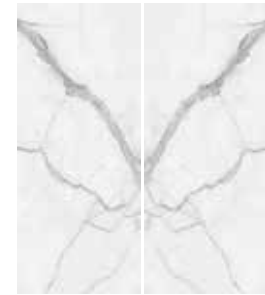


A

B

A

B



A

B

STATUARIO EXTRA

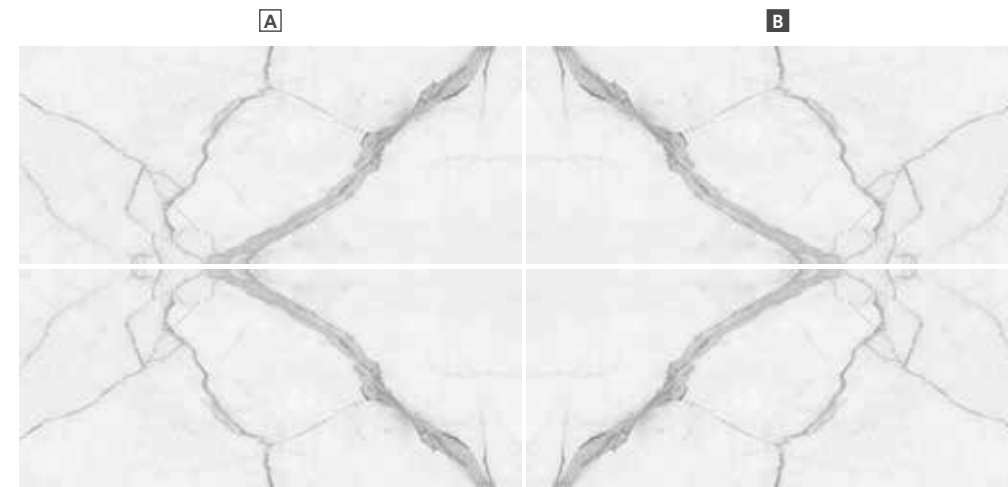
CP 01

± 6 mm

1200x2780 / 48"x110"
LUC SQ

DIAMOND MATCHING

Alcuni esempi di composizione / Laying pattern proposals:

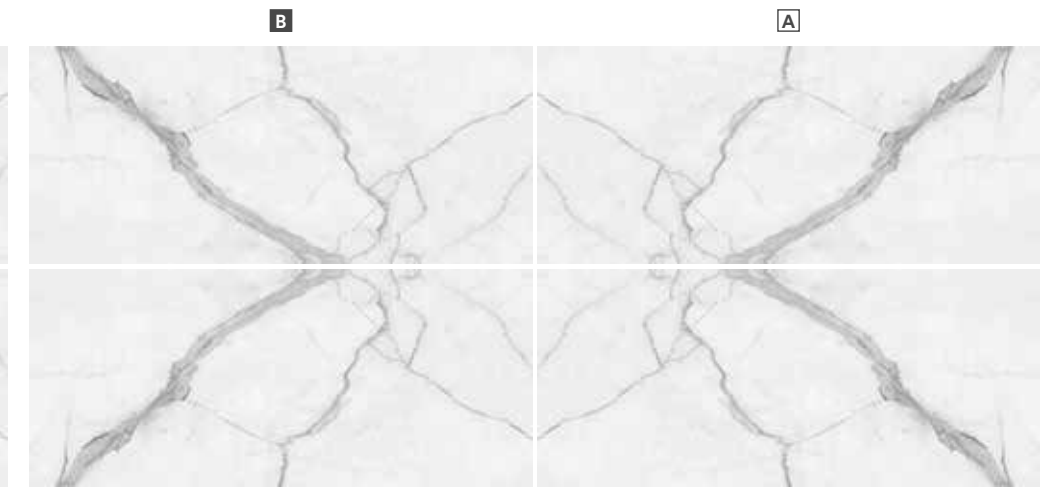


A

B

B

A

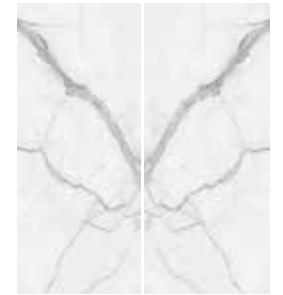


B

A

A

B



A

B

Le composizioni possono essere abbinare al fondo, di cui mantengono formato e calibro.
The compositions can be combined with the base tiles, which have the same size and worksite.

Il processo produttivo non garantisce la continuità nel disegno della venatura tra i vari pezzi spediti. Eventuali disallineamenti tra le venature in continuità sono da considerarsi caratteristica intrinseca del prodotto. L'immagine rappresentata serve a dare un'idea indicativa del prodotto, toni e venature possono essere quindi suscettibili di variazioni.

The production process does not guarantee continuity in the design of the veining among the various pieces provided. Any misalignment between the continuous veining is to be considered an intrinsic characteristic of the product. The image shown is merely indicative; the shades and veinings of the product may be subject to variations.

01 WHITE

WASHINGTON

JL 04

± 6 mm

1200x2780 / 48"x110"
LUC SQ / SP SQ

VEIN MATCHING
COMPOSITION - 4 SLABS
1200x2780 / 48"x110"
LUC SQ

LINE
1200x2780 / 48"x110"
SP SQ

600x1200 / 24"x48"
PRL* SQ

± 9 mm

1200x1200 / 48"x48"
LUC SQ / SP SQ

600x1200 / 24"x48"
LUC SQ / SP SQ




800x1600 / 31½"x63"
LUC SQ / SP SQ

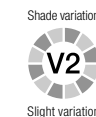
800x800 / 31½"x31½"
LUC SQ / SP SQ

± 12 mm

1620x3240 / 63¾"x127½"
SLK NO SQ

Stucchi consigliati
Recommended grouts

KERAKOLL	02	
MAPEI	103 Bianco Luna	
LATICRETE	50 Sea Glass	



* PRL: Adatta esclusivamente per applicazioni a rivestimento.
PRL: For wall applications only.

“
Jolie collection

I MARMI di MIRAGE

KIT VEIN MATCHING

± 6 mm

1200x2780 / 48"x110"
LUC SQ



Il kit è composto da 4 lastre numerate e dalle grafiche sequenziali ad effetto vena continua.
The kit is composed of 4 numbered slabs with sequential patterns to create a continuous vein effect.

Il processo produttivo non garantisce la continuità nel disegno della venatura tra i vari pezzi spediti. Eventuali disallineamenti tra le venature in continuità sono da considerarsi caratteristica intrinseca del prodotto. L'immagine rappresentata serve a dare un'idea indicativa del prodotto, toni e venature possono essere quindi suscettibili di variazioni.

The production process does not guarantee continuity in the design of the veining among the various pieces provided. Any misalignment between the continuous veining is to be considered an intrinsic characteristic of the product. The image shown is merely indicative; the shades and veinings of the product may be subject to variations.

LINE

± 6 mm

1200x2780 / 48"x110"
SP SQ



4DEEP

La nuova tecnologia Mirage, una perfetta sinergia tra materia ed applicazioni grafiche per un effetto decorativo tridimensionale.

The new Mirage technology, a perfect synergy between material and graphic applications for a three-dimensional decorative effect.

01 WHITE

STATUARIO VENATO JW 14

± 6 mm

1600x3200 / 63"x126"
LUC SQ

1600x1600 / 63"x63"
LUC SQ

1200x2780 / 48"x110"
LUC SQ / NAT SQ

**BOOKMATCH
COMPOSITION**
1200x2780 / 48"x110"
LUC SQ

**VEIN MATCHING
COMPOSITION - 5 SLABS**
1200x2780 / 48"x110"
LUC SQ

± 9 mm

1200x2400 / 48"x96"
LUC SQ

1200x1200 / 48"x48"
LUC SQ

600x1197 / 24"x48"
LUC SQ / NAT SQ




600x600 / 24"x24"
LUC SQ / NAT SQ

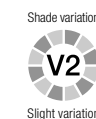
150x600 / 6"x24"
LUC SQ / NAT SQ

± 12 mm

1620x3240 / 63¾"x127½"
LUC NO SQ / SLK NO SQ

Stucchi consigliati
Recommended grouts

KERAKOLL	02	
MAPEI	111 Grigio Argento	
LATICRETE	88 Silver Shadow	



“
Jewels collection

I MARMI di MIRAGE

KIT VEIN MATCHING

± 6 mm

1200x2780 / 48"x110"
LUC SQ



Il kit è composto da 5 lastre numerate e dalle grafiche sequenziali ad effetto vena continua.
The kit is composed of 5 numbered slabs with sequential patterns to create a continuous vein effect.

Il processo produttivo non garantisce la continuità nel disegno della venatura tra i vari pezzi spediti. Eventuali disallineamenti tra le venature in continuità sono da considerarsi caratteristica intrinseca del prodotto. L'immagine rappresentata serve a dare un'idea indicativa del prodotto, toni e venature possono essere quindi suscettibili di variazioni.

The production process does not guarantee continuity in the design of the veining among the various pieces provided. Any misalignment between the continuous veining is to be considered an intrinsic characteristic of the product. The image shown is merely indicative; the shades and veinings of the product may be subject to variations.

BOOKMATCH COMPOSITIONS

STATUARIO VENATO


JW 14

± 6 mm

1200x2780 / 48"x110"
LUC SQ

BOOKMATCHING

Alcuni esempi di composizione / Laying pattern proposals:




A

B

A

B



A

B

A

B



A

B

STATUARIO VENATO

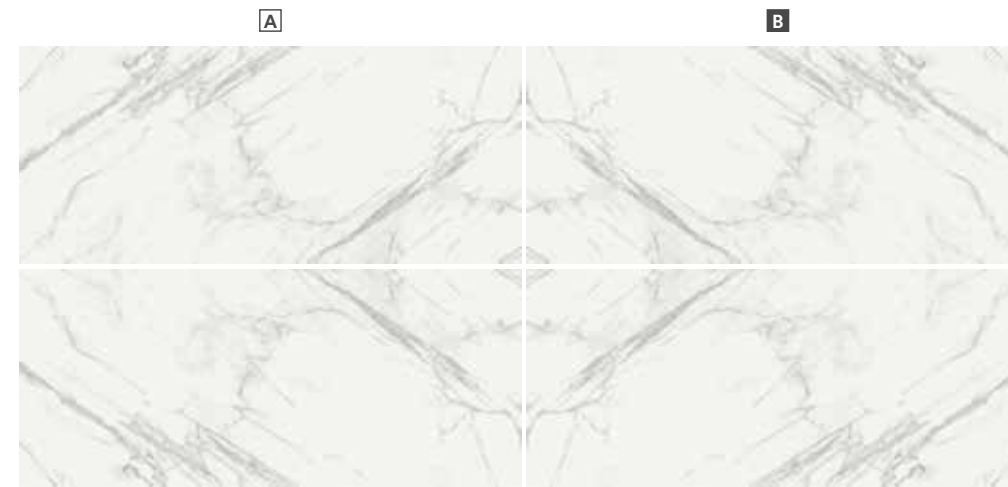
JW 14

± 6 mm

1200x2780 / 48"x110"
LUC SQ

DIAMOND MATCHING

Alcuni esempi di composizione / Laying pattern proposals:



A

B

B

A




B

A

A

B



A

B

Le composizioni possono essere abbinare al fondo, di cui mantengono formato e calibro.
The compositions can be combined with the base tiles, which have the same size and worksite.

Il processo produttivo non garantisce la continuità nel disegno della venatura tra i vari pezzi spediti. Eventuali disallineamenti tra le venature in continuità sono da considerarsi caratteristica intrinseca del prodotto. L'immagine rappresentata serve a dare un'idea indicativa del prodotto, toni e venature possono essere quindi suscettibili di variazioni.

The production process does not guarantee continuity in the design of the veining among the various pieces provided. Any misalignment between the continuous veining is to be considered an intrinsic characteristic of the product. The image shown is merely indicative; the shades and veinings of the product may be subject to variations.

01 WHITE

EXTRA WHITE
JW 19

± 6 mm

1600x3200 / 63"x126"
LUC SQ

1600x1600 / 63"x63"
LUC SQ

1200x2780 / 48"x110"
LUC SQ / NAT SQ

± 9 mm

1200x2400 / 48"x96"
LUC SQ




1200x1200 / 48"x48"
LUC SQ / NAT SQ

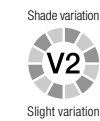
600x1197 / 24"x48"
LUC SQ / NAT SQ

600x600 / 24"x24"
LUC SQ / NAT SQ

150x600 / 6"x24"
LUC SQ / NAT SQ

Stucchi consigliati
Recommended grouts

KERAKOLL	02	
MAPEI	111 Grigio Argento	
LATICRETE	88 Silver Shadow	




“
Jewels collection

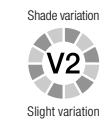
STATUARIO FANTASTICO
CP 04

± 6 mm

1200x2780 / 48"x110"
LUC SQ

Stucchi consigliati
Recommended grouts

KERAKOLL	03	
MAPEI	103 Bianco Luna	
LATICRETE	44 Bright White	



“
Cosmopolitan collection



01 WHITE

CALACATTA GOLD CP 02

± 6 mm

1200x2780 / 48"x110"
LUC SQ / NAT SQ

BOOKMATCH COMPOSITION
1200x2780 / 48"x110"
LUC SQ

VEIN MATCHING
COMPOSITION - 5 SLABS
1200x2780 / 48"x110"
LUC SQ

± 9 mm

1200x2400 / 48"x96"
LUC SQ




1200x1200 / 48"x48"
LUC SQ

600x1200 / 24"x48"
LUC SQ

800x1600 / 31½"x63"
LUC SQ

800x800 / 31½"x31½"
LUC SQ / NAT SQ

Stucchi consigliati
Recommended grouts

KERAKOLL	03	
MAPEI	103 Bianco Luna	
LATICRETE	44 Bright White	




“
Cosmopolitan collection

I MARMI di MIRAGE

KIT VEIN MATCHING

± 6 mm

1200x2780 / 48"x110"
LUC SQ



Il kit è composto da 5 lastre numerate e dalle grafiche sequenziali ad effetto vena continua.
The kit is composed of 5 numbered slabs with sequential patterns to create a continuous vein effect.

Il processo produttivo non garantisce la continuità nel disegno della venatura tra i vari pezzi spediti. Eventuali disallineamenti tra le venature in continuità sono da considerarsi caratteristica intrinseca del prodotto. L'immagine rappresentata serve a dare un'idea indicativa del prodotto, toni e venature possono essere quindi suscettibili di variazioni.

The production process does not guarantee continuity in the design of the veining among the various pieces provided. Any misalignment between the continuous veining is to be considered an intrinsic characteristic of the product. The image shown is merely indicative; the shades and veinings of the product may be subject to variations.

BOOKMATCH COMPOSITIONS

CALACATTA GOLD

CP 02

± 6 mm

1200x2780 / 48"x110"
LUC SQ

BOOKMATCHING

Alcuni esempi di composizione / Laying pattern proposals:



A

B

A

B

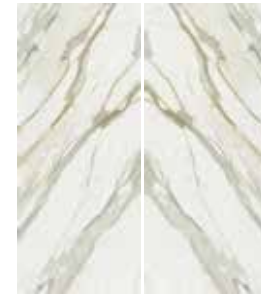


A

B

A

B



A

B

CALACATTA GOLD


CP 02

± 6 mm

1200x2780 / 48"x110"
LUC SQ

DIAMOND MATCHING

Alcuni esempi di composizione / Laying pattern proposals:



A

B

B

A



B

A

A

B



A

B

Le composizioni possono essere abbinare al fondo, di cui mantengono formato e calibro.
The compositions can be combined with the base tiles, which have the same size and worksite.

Il processo produttivo non garantisce la continuità nel disegno della venatura tra i vari pezzi spediti. Eventuali disallineamenti tra le venature in continuità sono da considerarsi caratteristica intrinseca del prodotto. L'immagine rappresentata serve a dare un'idea indicativa del prodotto, toni e venature possono essere quindi suscettibili di variazioni.

The production process does not guarantee continuity in the design of the veining among the various pieces provided. Any misalignment between the continuous veining is to be considered an intrinsic characteristic of the product. The image shown is merely indicative; the shades and veinings of the product may be subject to variations.

01 WHITE

CALACATTA SELECT JL 02

± 6 mm

1200x2780 / 48"x110"
LUC SQ / SP SQ

VEIN MATCHING
COMPOSITION - 4 SLABS
1200x2780 / 48"x110"
LUC SQ

600x1200 / 24"x48"
PRL* SQ

± 9 mm




1200x1200 / 48"x48"
LUC SQ / SP SQ

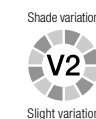
600x1200 / 24"x48"
LUC SQ / SP SQ

800x1600 / 31½"x63"
LUC SQ / SP SQ

800x800 / 31½"x31½"
LUC SQ / SP SQ

Stucchi consigliati
Recommended grouts

KERAKOLL	02	
MAPEI	103 Bianco Luna	
LATICRETE	50 Sea Glass	



* PRL: Adatta esclusivamente per applicazioni a rivestimento.
PRL: For wall applications only.

“
Jolie collection



KIT VEIN MATCHING

± 6 mm

1200x2780 / 48"x110"
LUC SQ



Il kit è composto da 4 lastre numerate e dalle grafiche sequenziali ad effetto vena continua.
The kit is composed of 4 numbered slabs with sequential patterns to create a continuous vein effect.

Il processo produttivo non garantisce la continuità nel disegno della venatura tra i vari pezzi spediti. Eventuali disallineamenti tra le venature in continuità sono da considerarsi caratteristica intrinseca del prodotto. L'immagine rappresentata serve a dare un'idea indicativa del prodotto, toni e venature possono essere quindi suscettibili di variazioni.

The production process does not guarantee continuity in the design of the veining among the various pieces provided. Any misalignment between the continuous veining is to be considered an intrinsic characteristic of the product. The image shown is merely indicative; the shades and veinings of the product may be subject to variations.

01 WHITE

STATUARIO LUNENSIS JW 12

± 6 mm

1200x2780 / 48"x110"
LUC SQ

BOOKMATCH
COMPOSITION
1200x2780 / 48"x110"
LUC SQ

VEIN MATCHING
COMPOSITION - 5 SLABS
1200x2780 / 48"x110"
LUC SQ

± 9 mm

1200x2400 / 48"x96"
LUC SQ

1200x1200 / 48"x48"
LUC SQ

600x1197 / 24"x48"
LUC SQ




600x600 / 24"x24"
LUC SQ

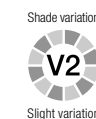
150x600 / 6"x24"
LUC SQ

± 12 mm

1620x3240 / 63¾"x127½"
SLK NO SQ

Stucchi consigliati Recommended grouts

KERAKOLL	02	
MAPEI	111 Grigio Argento	
LATICRETE	88 Silver Shadow	



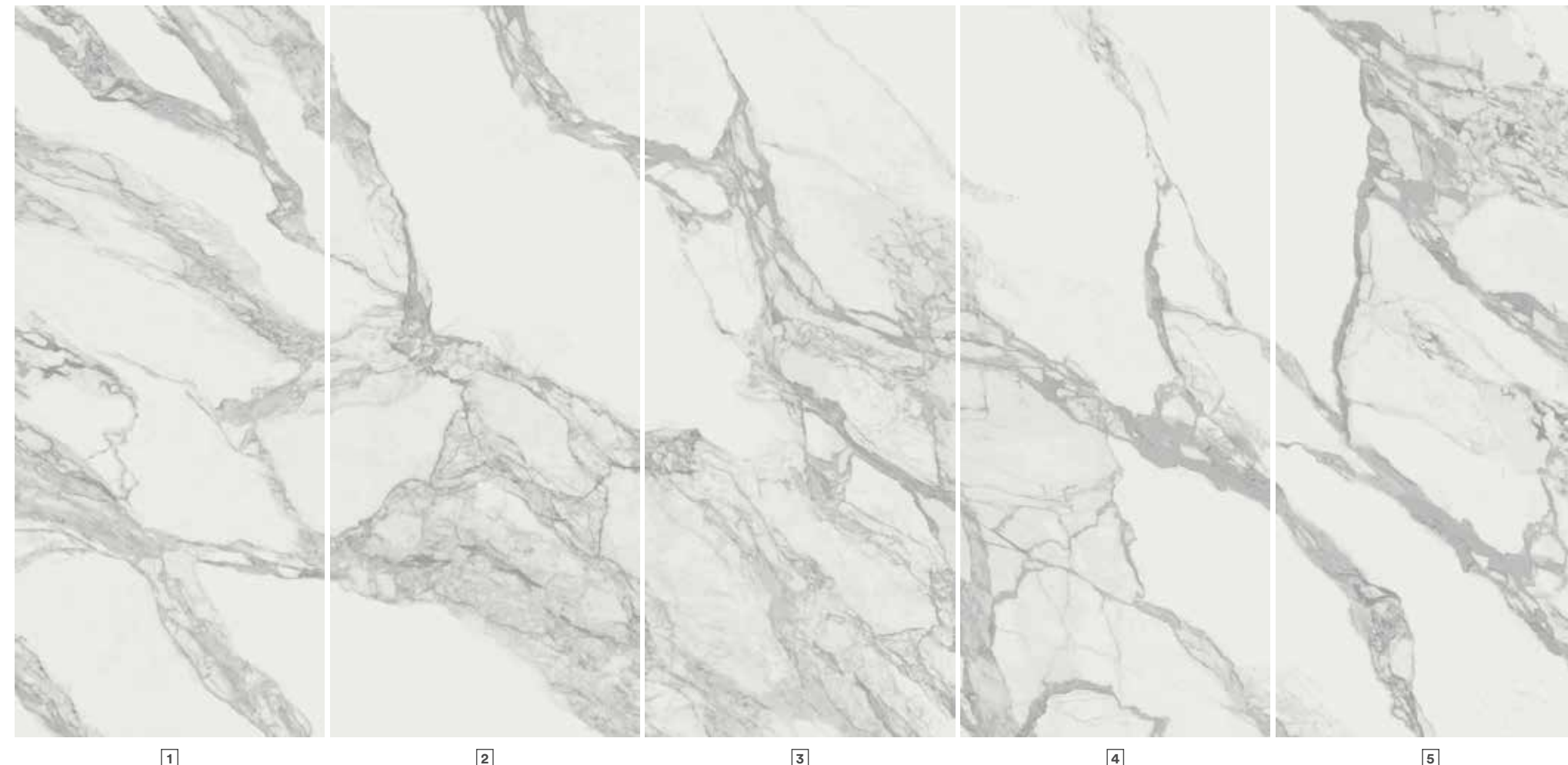
“
Jewels collection

I MARMI di MIRAGE

KIT VEIN MATCHING

± 6 mm

1200x2780 / 48"x110"
LUC SQ



Il kit è composto da 5 lastre numerate e dalle grafiche sequenziali ad effetto vena continua.
The kit is composed of 5 numbered slabs with sequential patterns to create a continuous vein effect.

Il processo produttivo non garantisce la continuità nel disegno della venatura tra i vari pezzi spediti. Eventuali disallineamenti tra le venature in continuità sono da considerarsi caratteristica intrinseca del prodotto. L'immagine rappresentata serve a dare un'idea indicativa del prodotto, toni e venature possono essere quindi suscettibili di variazioni.

The production process does not guarantee continuity in the design of the veining among the various pieces provided. Any misalignment between the continuous veining is to be considered an intrinsic characteristic of the product. The image shown is merely indicative; the shades and veinings of the product may be subject to variations.

BOOKMATCH COMPOSITIONS

STATUARIO LUNENSIS

JW 12

± 6 mm

1200x2780 / 48"x110"
LUC SQ

BOOKMATCHING

Alcuni esempi di composizione / Laying pattern proposals:




A

B

A

B

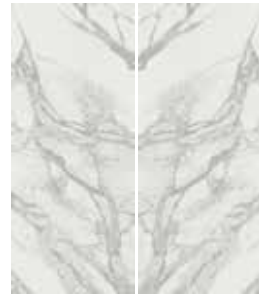


A

B

A

B



A

B

STATUARIO LUNENSIS


JW 12

± 6 mm

1200x2780 / 48"x110"
LUC SQ

DIAMOND MATCHING

Alcuni esempi di composizione / Laying pattern proposals:




A

B

B

A



B

A

A

B



A

B

Le composizioni possono essere abbinare al fondo, di cui mantengono formato e calibro.
The compositions can be combined with the base tiles, which have the same size and worksite.

Il processo produttivo non garantisce la continuità nel disegno della venatura tra i vari pezzi spediti. Eventuali disallineamenti tra le venature in continuità sono da considerarsi caratteristica intrinseca del prodotto. L'immagine rappresentata serve a dare un'idea indicativa del prodotto, toni e venature possono essere quindi suscettibili di variazioni.

The production process does not guarantee continuity in the design of the veining among the various pieces provided. Any misalignment between the continuous veining is to be considered an intrinsic characteristic of the product. The image shown is merely indicative; the shades and veinings of the product may be subject to variations.

01 WHITE

CALACATTA VENA ANTICA JL 03

± 6 mm

1200x2780 / 48"x110"
LUC SQ

VEIN MATCHING
COMPOSITION - 4 SLABS
1200x2780 / 48"x110"
LUC SQ

± 9 mm

1200x1200 / 48"x48"
LUC SQ

600x1200 / 24"x48"
LUC SQ / SP SQ




800x1600 / 31½"x63"
LUC SQ

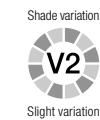
800x800 / 31½"x31½"
LUC SQ

± 12 mm

1620x3240 / 63¾"x127½"
SLK NO SQ

Stucchi consigliati
Recommended grouts

KERAKOLL	24	
MAPEI	103 Bianco Luna	
LATICRETE	50 Sea Glass	



“
Jolie collection

I MARMI di MIRAGE

KIT VEIN MATCHING

± 6 mm

1200x2780 / 48"x110"
LUC SQ



Il kit è composto da 4 lastre numerate e dalle grafiche sequenziali ad effetto vena continua.
The kit is composed of 4 numbered slabs with sequential patterns to create a continuous vein effect.

Il processo produttivo non garantisce la continuità nel disegno della venatura tra i vari pezzi spediti. Eventuali disallineamenti tra le venature in continuità sono da considerarsi caratteristica intrinseca del prodotto. L'immagine rappresentata serve a dare un'idea indicativa del prodotto, toni e venature possono essere quindi suscettibili di variazioni.

The production process does not guarantee continuity in the design of the veining among the various pieces provided. Any misalignment between the continuous veining is to be considered an intrinsic characteristic of the product. The image shown is merely indicative; the shades and veinings of the product may be subject to variations.




01 WHITE

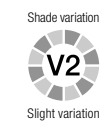
CALACATTA COPPER WA 01

± 6 mm

1200x2780 / 48"x110"
LUC SQ

Stucchi consigliati
Recommended grouts

KERAKOLL	43	
MAPEI	132 Beige 2000	
LATICRETE	17 Marble Beige	



“
Wanderlust collection

I MARMI di MIRAGE

ARABESCATO ORO CP 03

± 6 mm

1200x2780 / 48"x110"
LUC SQ

BOOKMATCH
COMPOSITION
1200x2780 / 48"x110"
LUC SQ

± 9 mm

1200x2400 / 48"x96"
LUC SQ




1200x1200 / 48"x48"
LUC SQ

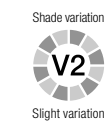
600x1200 / 24"x48"
LUC SQ

800x1600 / 31½"x63"
LUC SQ

800x800 / 31½"x31½"
LUC SQ

Stucchi consigliati
Recommended grouts

KERAKOLL	03	
MAPEI	103 Bianco Luna	
LATICRETE	44 Bright White	



“
Cosmopolitan collection

BOOKMATCH COMPOSITIONS

ARABESCATO ORO

CP 03

± 6 mm

1200x2780 / 48"x110"
LUC SQ

BOOKMATCHING

Alcuni esempi di composizione / Laying pattern proposals:



A B



ARABESCATO ORO

CP 03

± 6 mm

1200x2780 / 48"x110"
LUC SQ

DIAMOND MATCHING

Alcuni esempi di composizione / Laying pattern proposals:



B A



A B



A B

Le composizioni possono essere abbinare al fondo, di cui mantengono formato e calibro.
The compositions can be combined with the base tiles, which have the same size and worksite.

Il processo produttivo non garantisce la continuità nel disegno della venatura tra i vari pezzi spediti. Eventuali disallineamenti tra le venature in continuità sono da considerarsi caratteristica intrinseca del prodotto. L'immagine rappresentata serve a dare un'idea indicativa del prodotto, toni e venature possono essere quindi suscettibili di variazioni.

The production process does not guarantee continuity in the design of the veining among the various pieces provided. Any misalignment between the continuous veining is to be considered an intrinsic characteristic of the product. The image shown is merely indicative; the shades and veinings of the product may be subject to variations.

02 BEIGE/BROWN

WHITE CRYSTAL CP 05

± 6 mm

1200x2780 / 48"x110"
LUC SQ

± 9 mm

1200x2400 / 48"x96"
LUC SQ




1200x1200 / 48"x48"
LUC SQ

600x1200 / 24"x48"
LUC SQ

800x1600 / 31½"x63"
LUC SQ

800x800 / 31½"x31½"
LUC SQ

Stucchi consigliati
Recommended grouts

KERAKOLL	07	
MAPEI	111 Grigio Argento	
LATICRETE	88 Silver Shadow	



“
Cosmopolitan collection

ONYKS JW 15

± 6 mm

1600x3200 / 63"x126"
LUC SQ

1600x1600 / 63"x63"
LUC SQ

1200x2780 / 48"x110"
LUC SQ

± 9 mm

1200x2400 / 48"x96"
LUC SQ

1200x1200 / 48"x48"
LUC SQ

600x1197 / 24"x48"
LUC SQ / NAT SQ

600x600 / 24"x24"
LUC SQ / NAT SQ

150x600 / 6"x24"
LUC SQ / NAT SQ

Stucchi consigliati
Recommended grouts

KERAKOLL	03 Grigio Perla	
MAPEI	110 Manhattan	
LATICRETE	89 Smoke Grey	



“
Jewels collection

02 BEIGE/BROWN

ROYAL JW 03

± 6 mm

1200x2780 / 48"x110"
LUC SQ

± 9 mm

1200x2400 / 48"x96"
LUC SQ

1200x1200 / 48"x48"
LUC SQ

600x1197 / 24"x48"
LUC SQ

600x600 / 24"x24"
LUC SQ Q

150x600 / 6"x24"
LUC SQ

± 12 mm

1620x3240 / 63¾"x127½"
SLK NO SQ

“
Jewels collection

Stucchi consigliati
Recommended grouts

KERAKOLL 03 Grigio Perla

MAPEI 110 Manhattan

LATICRETE 89 Smoke Grey

Shade variation



Slight variation

LIBECCIO ANTICO WA 02

± 6 mm

1200x2780 / 48"x110"
LUC SQ

“
Wanderlust collection

Stucchi consigliati
Recommended grouts

KERAKOLL 34

MAPEI 142 Marrone

LATICRETE 58 Terracotta

Shade variation



Slight variation

02 BEIGE/BROWN

ONICE BROWN WA 03

± 6 mm

1200x2780 / 48"x110"
LUC SQ

Stucchi consigliati
Recommended grouts

KERAKOLL	36	
MAPEI	136 Fango	
LATICRETE	35 Mocha	

Shade variation



Slight variation

“
Wanderlust collection

I MARMI di MIRAGE




EMPERADOR SELECTED JW 05

± 9 mm

600x600 / 24"x24"
LUC SQ

150x600 / 6"x24"
LUC SQ

Stucchi consigliati
Recommended grouts

KERAKOLL	05 Antracite	
MAPEI	114 Antracite	
LATICRETE	45 Raven	

Shade variation



Slight variation

“
Jewels collection

03 GREY

RAYMI JW 16

± 6 mm

1600x3200 / 63"x126"
LUC SQ

1600x1600 / 63"x63"
LUC SQ

1200x2780 / 48"x110"
LUC SQ / NAT SQ

± 9 mm

1200x2400 / 48"x96"
LUC SQ




1200x1200 / 48"x48"
LUC SQ / NAT SQ

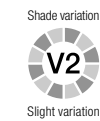
600x1197 / 24"x48"
LUC SQ / NAT SQ

600x600 / 24"x24"
LUC SQ / NAT SQ

150x600 / 6"x24"
LUC SQ / NAT SQ

Stucchi consigliati
Recommended grouts

KERAKOLL	04	
MAPEI	112 Grigio Medio	
LATICRETE	78 Sterling Silver	



“
Jewels collection

I MARMI di MIRAGE

MYSTIC GREY CP 06

± 6 mm

1200x2780 / 48"x110"
LUC SQ

± 9 mm

1200x2400 / 48"x96"
LUC SQ




1200x1200 / 48"x48"
LUC SQ

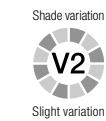
600x1200 / 24"x48"
LUC SQ

800x1600 / 31½"x63"
LUC SQ

800x800 / 31½"x31½"
LUC SQ

Stucchi consigliati
Recommended grouts

KERAKOLL	08	
MAPEI	112 Grigio Medio	
LATICRETE	89 Smoke Grey	



“
Cosmopolitan collection

150
151

03 GREY

TUNDRA LITE JL 05

± 6 mm

1200×2780 / 48"×110"
LUC SQ / SP SQ

600×1200 / 24"×48"
PRL* SQ

± 9 mm




1200×1200 / 48"×48"
LUC SQ / SP SQ

600×1200 / 24"×48"
LUC SQ / SP SQ

800×1600 / 31½"×63"
LUC SQ / SP SQ

800×800 / 31½"×31½"
LUC SQ / SP SQ

Stucchi consigliati
Recommended grouts

KERAKOLL	08	
MAPEI	113 Grigio Cemento	
LATICRETE	78 Sterling Silver	

Shade variation



Slight variation

* PRL: Adatta esclusivamente per applicazioni a rivestimento.
PRL: For wall applications only.

“
Jolie collection

I MARMI di MIRAGE

PIETRA GREY JL 06

± 6 mm

1200×2780 / 48"×110"
LUC SQ / SP SQ

600×1200 / 24"×48"
PRL* SQ

± 9 mm

1200×1200 / 48"×48"
LUC SQ / SP SQ

600×1200 / 24"×48"
LUC SQ / SP SQ




800×1600 / 31½"×63"
LUC SQ / SP SQ

800×800 / 31½"×31½"
LUC SQ / SP SQ

± 12 mm

1620×3240 / 63¾"×127½"
SLK NO SQ

Stucchi consigliati
Recommended grouts

KERAKOLL	11	
MAPEI	114 Antracite	
LATICRETE	45 Raven	

Shade variation



Slight variation

* PRL: Adatta esclusivamente per applicazioni a rivestimento.
PRL: For wall applications only.

“
Jolie collection

04 COLORS

VERDE ALPI JL 07

± 6 mm

1200x2780 / 48"x110"
LUC SQ

600x1200 / 24"x48"
PRL* SQ

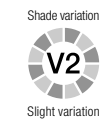
± 9 mm

1200x1200 / 48"x48"
LUC SQ

600x1200 / 24"x48"
LUC SQ / SP SQ

Stucchi consigliati
Recommended grouts


KERAKOLL	11	
MAPEI	114 Antracite	
LATICRETE	45 Raven	



* PRL: Adatta esclusivamente per applicazioni a rivestimento.
PRL: For wall applications only.

I MARMI di MIRAGE

“
Jolie collection






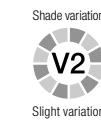
FOUR SEASONS WA 13

± 6 mm

1200x2780 / 48"x110"
LUC SQ

Stucchi consigliati
Recommended grouts

KERAKOLL	11	
MAPEI	114 Antracite	
LATICRETE	45 Raven	



“
Wanderlust collection



04 COLORS

AMAZZONITE CP 07

± 6 mm

1200x2780 / 48"x110"
LUC SQ

± 9 mm

1200x2400 / 48"x96"
LUC SQ




1200x1200 / 48"x48"
LUC SQ

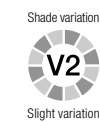
600x1200 / 24"x48"
LUC SQ

800x1600 / 31½"x63"
LUC SQ

800x800 / 31½"x31½"
LUC SQ

Stucchi consigliati
Recommended grouts

KERAKOLL	09	
MAPEI	113 Grigio Cemento	
LATICRETE	78 Sterling Silver	






“
Cosmopolitan collection

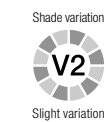
GALWAY GREEN WA 12

± 6 mm

1200x2780 / 48"x110"
LUC SQ

Stucchi consigliati
Recommended grouts

KERAKOLL	18	
MAPEI	115 Grigio Fiume	
LATICRETE	24 Natural Grey	



“
Wanderlust collection

04 COLORS

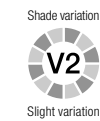
SIBERIAN MALACHITE WA 11

± 6 mm

1200x2780 / 48"x110"
LUC SQ

Stucchi consigliati
Recommended grouts

KERAKOLL	08	
MAPEI	112 Grigio Medio	
LATICRETE	78 Sterling Silver	



“
Wanderlust collection






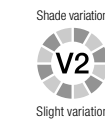
AZUL PURO WA 04

± 6 mm

1200x2780 / 48"x110"
LUC SQ

Stucchi consigliati
Recommended grouts

KERAKOLL	14	
MAPEI	172 Blu Spazio	
LATICRETE	91 Slate Grey	



“
Wanderlust collection



04 COLORS

LABRADORITE WA 05

± 6 mm

1200x2780 / 48"x110"
LUC SQ

Stucchi consigliati
Recommended grouts

KERAKOLL	11	
MAPEI	114 Antracite	
LATICRETE	45 Raven	

Shade variation



Slight variation

“
Wanderlust collection




I MARMI di MIRAGE

AGATA BLUE WA 08

± 6 mm

1200x2780 / 48"x110"
LUC SQ

Stucchi consigliati
Recommended grouts

KERAKOLL	14	
MAPEI	172 Blu Spazio	
LATICRETE	91 Slate Grey	

Shade variation



Slight variation

“
Wanderlust collection

160

161



04 COLORS

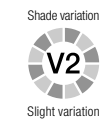
AGATA MULTICOLOR WA 09

± 6 mm

1200x2780 / 48"x110"
LUC SQ

Stucchi consigliati
Recommended grouts

KERAKOLL	08	
MAPEI	112 Grigio Medio	
LATICRETE	78 Sterling Silver	



“
Wanderlust collection



I MARMI di MIRAGE




05 BLACK

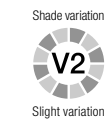
DARK COSMO WA 06

± 6 mm

1200x2780 / 48"x110"
LUC SQ

Stucchi consigliati
Recommended grouts

KERAKOLL	11	
MAPEI	114 Antracite	
LATICRETE	45 Raven	



“
Wanderlust collection



05 BLACK

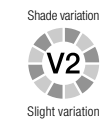
SAINT LAURENT WA 07

± 6 mm

1200x2780 / 48"x110"
LUC SQ

Stucchi consigliati
Recommended grouts

KERAKOLL	11	
MAPEI	114 Antracite	
LATICRETE	45 Raven	



“
Wanderlust collection

BLACK GOLD JW 11

± 6 mm




1200x2780 / 48"x110"
LUC SQ

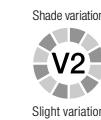
± 9 mm

600x600 / 24"x24"
LUC SQ

150x600 / 6"x24"
LUC SQ

Stucchi consigliati
Recommended grouts

KERAKOLL	05 Antracite	
MAPEI	114 Antracite	
LATICRETE	45 Raven	



“
Jewels collection

05 BLACK

MOONLESS JW 17

± 6 mm

1600x3200 / 63"x126"
LUC SQ

1600x1600 / 63"x63"
LUC SQ

1200x2780 / 48"x110"
LUC SQ

± 9 mm

600x1197 / 24"x48"
LUC SQ

600x600 / 24"x24"
LUC SQ

150x600 / 6"x24"
LUC SQ

Stucchi consigliati
Recommended grouts

KERAKOLL 05 Antracite

MAPEI 114 Antracite

LATICRETE 45 Raven

Shade variation



Slight variation

“
Jewels collection

AGATA BLACK WA 10

± 6 mm

1200x2780 / 48"x110"
LUC SQ

Stucchi consigliati
Recommended grouts

KERAKOLL 11

MAPEI 114 Antracite

LATICRETE 45 Raven

Shade variation



Slight variation

“
Wanderlust collection

DE Mirage® empfiehlt die Verwendung von Platten mit Stärke 6 mm als Bodenbelag nur für Anwendungen im Privatbereich und in Gewerbe- und Objektbereichen mit geringer Trittbelastung, oder in Bereichen, in denen zumindest keine Rollwagen mit harten Rädern zum Einsatz kommen oder schwere punktuelle Belastungen auftreten.

Die 6 mm starken Platten eignen sich aufgrund ihrer geringen Stärke besonders für die Verlegung auf bestehenden Bodenbelägen oder Wandverkleidungen aus Marmor, Naturstein, Keramik, ohne dass der darunterliegende Belag zuvor entfernt werden muss. Dieser bereits vorhandene Boden muss jedoch eben, stabil, hart und bruchsicher sein. In all diesen Fällen muss die Eignung des Untergrundes gemeinsam mit dem Architekten oder Planer zuvor sorgfältig geprüft werden. Im Zweifelsfall muss die Notwendigkeit einer Entfernung des bestehenden Bodenbelags und/oder die Verwendung herkömmlicher Stärken in Erwägung gezogen werden.

Die Verlegung von 6 mm starken Platten auf Estrich hängt besonders von der optimalen Ausführung des Estrichs selbst, von seiner vollständigen Reifung, der Beachtung der entsprechenden Ausdehnungsfugen sowie der nach den Regeln der Kunst ausgeführten Verlegung ab. Daher empfiehlt Mirage® in diesen Fällen die Verwendung von Feinsteinzeug mit herkömmlicher Stärke.

Im Allgemeinen muss bei der Verlegung von 6 mm starken Platten als Bodenbelag der Klebstoff (der zusammen mit dem Planer nach den Eigenschaften des Verwendungsorts ausgewählt wird) doppelt aufgetragen werden (sowohl auf dem Untergrund als auch auf der Rückseite der Platte), um eine perfekte Verteilung und eine optimale Haftung zu gewährleisten und die Bildung von Hohlräumen zu vermeiden, die zu Bruch führen könnten.

中國 Mirage®建议仅在住宅、人流量低的商业环境以及任何没有重负荷或硬轮手推车通过的环境中，铺设厚度为 6 毫米的地板专用陶瓷板材。

这些6毫米厚的陶瓷板材，由于厚度减小，特别适合直接铺设在现有大理石、天然石材和陶瓷地砖或墙砖上面，而无需拆除下面的现有铺设地板。不过，这些现有的铺设地板必须是平坦、稳定、刚性并且没有破损。在所有这些情况下，必须与地板设计师一起仔细评估地基的适合性。如有疑问，必须评估是否需要拆除和/或使用传统厚度的地砖。

在找平层上铺设6毫米厚的陶瓷板材，则很大程度上受到找平层是否施工良好、是否完全干固、是否留有适当的伸缩缝以及是否按照标准完美铺设等方面的限制。因此，在这些情况下，为了谨慎起见，Mirage®建议使用传统厚度的瓷质砖。

通常，在地板上铺设6毫米厚的陶瓷板材时，必须根据双层涂抹方法来涂抹粘合剂（与设计师一起根据场地的特性而选择），以确保其涂抹完美、均匀，并保证最佳附着力，避免形成任何可能导致破裂的空隙

ACCORGIMENTI SPECIFICI PER L’APPLICAZIONE DELLE GRANDI LASTRE IN 6 MM DI SPESSORE

Precautions for 6mm big slabs applications

Spezifische Anweisungen zur Nutzung der Grossformate in 6mm

Precautions specifiquess pour la pose des grandes plaques en 6mm d’épaisseur

Precauciones especificas para la aplicacioon de las grandes placas en 6 mm de espesor

在地板铺设6毫米厚的陶瓷板材的具体措施

6 MM

Mirage® raccomanda l'utilizzo delle grandi lastre in spessore 6 mm per le sole applicazioni in ambito residenziale, commerciale a traffico leggero e comunque in contesti ove non vi sia passaggio di carichi puntuali pesanti o transito di carrelli a ruote dure.

Le lastre a 6mm, grazie al loro spessore ridotto, sono particolarmente indicate per la posa su pavimenti o rivestimenti preesistenti in marmo, pietra naturale, ceramica, senza la necessità di demolire la pavimentazione sottostante. Tale pavimentazione preesistente dovrà però essere planare, stabile, rigida e priva di rotture. In tutti questi casi sarà necessario valutare attentamente, assieme al progettista della pavimentazione, l’idoneità del sottofondo. In caso di dubbio sarà necessario valutare la necessità della demolizione e/o l'utilizzo di spessori tradizionali.

La posa a pavimento su massetto di lastre in 6mm è invece fortemente condizionata dall’esecuzione ottimale dello stesso, dalla sua completa stagionatura, dal rispetto degli opportuni giunti di dilatazione nonchè dalla posa a regola d’arte. Pertanto, in questi casi, per maggiore precauzione, Mirage® suggerisce l'utilizzo del gres porcellanato in spessore tradizionale.

In generale, per l’applicazione a pavimento delle lastre in spessore 6mm, l’adesivo (da scegliere insieme al progettista in base alle caratteristiche del cantiere) dovrà essere applicato secondo il metodo della doppia spalmatura, al fine di assicurare la perfetta distribuzione dello stesso e di garantire un’adesione ottimale, evitando la formazione di eventuali vuoti che potrebbero essere causa di rotture.

中国 墙砖和地砖, 适用于住宅和中等人流量的公共场所。

FR Mirage® recommande l'utilisation au sol de plaques de 6 mm d'épaisseur uniquement pour des applications dans un contexte résidentiel et commercial à faible affluence ainsi que dans des contextes dépourvus de passages de charges ponctuelles lourdes ou de chariots à roues dures.

Les plaques de 6 mm d’épaisseur, grâce à leur épaisseur réduite, sont particulièrement adaptées à une pose sur des sols ou des revêtements préexistants en marbre, en pierre naturelle et en céramique, sans impliquer la démolition de la sous-couche. Cette sous-couche préexistante devra toutefois être plane, stable, rigide et privée de ruptures. Il sera dans tous les cas nécessaire d’évaluer attentivement, avec le concepteur du sol, la conformité de la sous-couche. En cas de doute, il sera nécessaire d’évaluer la nécessité de la démolition et/ou l'utilisation d'épaisseurs traditionnelles.

La pose au sol de plaques de 6 mm sur un fond est, au contraire, fortement conditionnée par l’exécution optimale de celui-ci, par son séchage complet, par le respect des joints de dilatation adaptés ainsi que par la pose à effectuer dans les règles de l’art. Ainsi, dans ce cas, pour plus de précaution, Mirage® suggère l’utilisation du grès cérame dans une épaisseur traditionnelle.

En général, pour l’application au sol des plaques de 6 mm d’épaisseur, l’adhésif (à choisir avec le concepteur en fonction des caractéristiques du chantier) devra être appliqué suivant la méthode du double encollage afin de garantir non seulement la répartition parfaite de ce dernier mais aussi une adhérence optimale, en évitant ainsi la formation de vides éventuels qui pourrait provoquer des ruptures.

DE Boden- und Wandfliesen für Zuhause und für öffentliche Räume mit mittlerer Beanspruchung.

Die Oberflächenausführungen LUCIDA und PEARL sind ausschließlich als Verkleidung und Fußboden im Wohnbereich oder zumindest Bereichen mit geringer Belastung gedacht, die nicht direkt mit den Außenbereichen in Kontakt sind und in denen keine besondere Rutschfestigkeit erfordert wird.

Das Polieren erfolgt durch mechanisches Einwirken; wie bei jedem Stein und bei jedem Marmor können sporadische und leichte Ungleichmäßigkeiten im Glanz oder Punkte auf der Oberfläche auftreten, dies ist jedoch eine Eigenschaft des Materials, das von der speziellen Verarbeitung herrührt.

Die Materialien von Mirage entsprechen der Norm UNI EN ISO 14411.

Wir weisen darauf hin, dass in den oben genannten Normen nicht vorgesehen ist, dass Gummispuren (Schuhe, Absätze, Stuhlkippen usw.) gereinigt werden können. Das gilt besonders für Räume, in denen diese Spuren wahrscheinlicher sind und häufiger auftreten.

Durch die Polier- oder Läppbearbeitung wird ein Teil des Materials abgetragen und dadurch einige Mikroporen in der Oberfläche geöffnet, weshalb das Produkt fleckenempfindlicher wird

中国 墙砖和地砖, 适用于住宅和中等人流量的公共场所。

LUCIDA 和 PEARL 面漆仅限于住宅或其他低应力地面铺装材料和地板，不得直接接触室外区域，且不要求防滑性能。

抛光通过机械方式进行，因此，与任何天然石和大理石一样，零星存在的细微亮度不均匀，或细小的表面斑点，应被视为材料的特性，是特殊加工处理的明证。

Mirage材料符合UNI EN ISO 14411 标准。

请注意上述标准没有规定橡胶痕迹(鞋、鞋跟、椅套等)的可清洁性,尤其是在此类现象最有可能发生和重复出现的环境中。

抛光或研磨工艺会去除部分材料，从而打开表面的一些微孔，使产品更容易沾上污渍。

EN Floors and walls for residential and medium-traffic public application.

The LUCIDA and PEARL finishes are suitable for residential or low-stress wall and floor coverings. They are not intended for use in outdoor areas or places that require non-slip capabilities.

The glossy finish is achieved using a mechanical action, just as with stone and marble, the presence of small areas with a non-uniform shine or dots must be considered as an intrinsic feature of the material deriving from its special manufacturing.

The Mirage materials meet the UNI EN ISO 14411 standards.

Please note that these standards do not account for the cleaning of rubber marks (from shoes, heels, chair caps, etc.) especially in environments where this is likely to occur frequently.

The Polishing or Lapping process removes some of the material, creating micro-pores on the surface. This makes the product more susceptible to stains.

中国 墙砖和地砖, 适用于住宅和中等人流量的公共场所。

LUCIDA 和 PEARL 面漆仅限于住宅或其他低应力地面铺装材料和地板，不得直接接触室外区域，且不要求防滑性能。

抛光通过机械方式进行，因此，与任何天然石和大理石一样，零星存在的细微亮度不均匀，或细小的表面斑点，应被视为材料的特性，是特殊加工处理的明证。

Mirage材料符合UNI EN ISO 14411 标准。

请注意上述标准没有规定橡胶痕迹(鞋、鞋跟、椅套等)的可清洁性,尤其是在此类现象最有可能发生和重复出现的环境中。

抛光或研磨工艺会去除部分材料，从而打开表面的一些微孔，使产品更容易沾上污渍。

L’ELEGANZA DI FINITURE PERFETTE

The elegance of a perfect finish

Die Eleganz perfekter Finishes

L’élégance de finitions parfaites

La elegancia de acabados perfectos

完美装饰 的优雅

中国 墙砖和地砖, 适用于住宅和中等人流量的公共场所。

LUCIDA 和 PEARL 面漆仅限于住宅或其他低应力地面铺装材料和地板，不得直接接触室外区域，且不要求防滑性能。

抛光通过机械方式进行，因此，与任何天然石和大理石一样，零星存在的细微亮度不均匀，或细小的表面斑点，应被视为材料的特性，是特殊加工处理的明证。

Mirage材料符合UNI EN ISO 14411 标准。

请注意上述标准没有规定橡胶痕迹(鞋、鞋跟、椅套等)的可清洁性,尤其是在此类现象最有可能发生和重复出现的环境中。

抛光或研磨工艺会去除部分材料，从而打开表面的一些微孔，使产品更容易沾上污渍。

中国 墙砖和地砖, 适用于住宅和中等人流量的公共场所。

LUCIDA 和 PEARL 面漆仅限于住宅或其他低应力地面铺装材料和地板，不得直接接触室外区域，且不要求防滑性能。

抛光通过机械方式进行，因此，与任何天然石和大理石一样，零星存在的细微亮度不均匀，或细小的表面斑点，应被视为材料的特性，是特殊加工处理的明证。

Mirage材料符合UNI EN ISO 14411 标准。

请注意上述标准没有规定橡胶痕迹(鞋、鞋跟、椅套等)的可清洁性,尤其是在此类现象最有可能发生和重复出现的环境中。

抛光或研磨工艺会去除部分材料，从而打开表面的一些微孔，使产品更容易沾上污渍。

中国 墙砖和地砖, 适用于住宅和中等人流量的公共场所。

LUCIDA 和 PEARL 面漆仅限于住宅或其他低应力地面铺装材料和地板，不得直接接触室外区域，且不要求防滑性能。

抛光通过机械方式进行，因此，与任何天然石和大理石一样，零星存在的细微亮度不均匀，或细小的表面斑点，应被视为材料的特性，是特殊加工处理的明证。

Mirage材料符合UNI EN ISO 14411 标准。

请注意上述标准没有规定橡胶痕迹(鞋、鞋跟、椅套等)的可清洁性,尤其是在此类现象最有可能发生和重复出现的环境中。

抛光或研磨工艺会去除部分材料，从而打开表面的一些微孔，使产品更容易沾上污渍。

中国 墙砖和地砖, 适用于住宅和中等人流量的公共场所。

LUCIDA 和 PEARL 面漆仅限于住宅或其他低应力地面铺装材料和地板，不得直接接触室外区域，且不要求防滑性能。

抛光通过机械方式进行，因此，与任何天然石和大理石一样，零星存在的细微亮度不均匀，或细小的表面斑点，应被视为材料的特性，是特殊加工处理的明证。

Mirage材料符合UNI EN ISO 14411 标准。

请注意上述标准没有规定橡胶痕迹(鞋、鞋跟、椅套等)的可清洁性,尤其是在此类现象最有可能发生和重复出现的环境中。

抛光或研磨工艺会去除部分材料，从而打开表面的一些微孔，使产品更容易沾上污渍。

RIASSUNTIVO FORMATI E IMBALLI

Summary of sizes and packaging
 Übersicht über Formate und Verpackungen
 Récapitulatif formats et emballages
 Sinóptico de formatos y embalajes
 规格和包装概述

OI WHITE



**BIANCO
STATUARIO**
JW 01



**CALACATTA
REALE**
JW 02



**STATUARIO
FINE**
JL 01




**STATUARIO
EXTRA**
CP 01



WASHINGTON
JL 04



**STATUARIO
VENATO**
JW 14



**EXTRA
WHITE**
JW 19



**STATUARIO
FANTASTICO**
CP 04



**CALACATTA
GOLD**
CP 02



**CALACATTA
SELECT**
JL 02



**STATUARIO
LUNENSIS**
JW 12



**CALACATTA
VENA ANTICA**
JL 03



**CALACATTA
COPPER**
WA 01



**ARABESCATO
ORO**
CP 03



Kg/box



pcs/box



sqm/box



box/pallet



sqm/pallet

± 6 mm								Kg/box								Si prega di fare riferimento ai riepilogativi formati e imballi Big Slabs. Please refer to Big Slabs summary of sizes and packaging.				
Size	BIANCO STATUARIO	CALACATTA REALE	STATUARIO FINE	STATUARIO EXTRA	WASHINGTON	STATUARIO VENATO	EXTRA WHITE	STATUARIO FANTASTICO	CALACATTA GOLD	CALACATTA SELECT	STATUARIO LUNENSIS	CALACATTA VENA ANTICA	CALACATTA COPPER	ARABESCATO ORO						
1600x3200 / 63"x126"		LUC SQ				LUC SQ	LUC SQ													
1600x1600 / 63"x63"		LUC SQ				LUC SQ	LUC SQ													
1200x2780 / 48"x110"	LUC SQ	LUC SQ	LUC SQ* - SP SQ	LUC SQ** - NAT SQ	LUC SQ**	LUC SQ** - NAT SQ	LUC SQ - NAT SQ	LUC SQ	LUC SQ** - NAT SQ	LUC SQ* - SP SQ	LUC SQ*	LUC SQ*	LUC SQ	LUC SQ*						
600x1200 / 24"x48"			PRL SQ		PRL SQ					PRL SQ					30,78	3	2,16	25	54,00	
± 9 mm								Kg/box								Si prega di fare riferimento ai riepilogativi formati e imballi Big Slabs. Please refer to Big Slabs summary of sizes and packaging.				
1200x2400 / 48"x96"	LUC SQ	LUC SQ		LUC SQ		LUC SQ	LUC SQ		LUC SQ		LUC SQ			LUC SQ						
1200x1200 / 48"x48"	LUC SQ	LUC SQ	LUC SQ - SP SQ	LUC SQ	LUC SQ - SP SQ	LUC SQ	LUC SQ - NAT SQ		LUC SQ	LUC SQ - SP SQ	LUC SQ	LUC SQ		LUC SQ	61,56	2	2,88	20	57,60	
600x1200 / 24"x48"			LUC SQ - SP SQ	LUC SQ	LUC SQ - SP SQ				LUC SQ	LUC SQ - SP SQ		LUC SQ - SP SQ		LUC SQ	30,30	2	1,44	35	50,40	
800x1600 / 31½"x63"			LUC SQ - SP SQ	LUC SQ	LUC SQ - SP SQ				LUC SQ	LUC SQ - SP SQ		LUC SQ		LUC SQ	55,12	2	2,56	16	40,96	
800x800 / 31½"x31½"			LUC SQ - SP SQ	LUC SQ	LUC SQ - SP SQ				LUC SQ	LUC SQ - SP SQ		LUC SQ		LUC SQ	27,36	2	1,28	48	61,44	
600x1197 / 24"x48"	LUC SQ	LUC SQ				LUC SQ - NAT SQ	LUC SQ - NAT SQ				LUC SQ			LUC SQ	29,14	2	1,436	35	50,26	
600x600 / 24"x24"	LUC SQ	LUC SQ				LUC SQ - NAT SQ	LUC SQ - NAT SQ				LUC SQ			LUC SQ	22,00	3	1,08	40	43,20	
150x600 / 6"x24"	LUC SQ	LUC SQ				LUC SQ - NAT SQ	LUC SQ - NAT SQ				LUC SQ			LUC SQ	25,26	14	1,26	40	50,40	

± 12 mm								Kg/box								Si prega di fare riferimento ai riepilogativi formati e imballi Big Slabs. Please refer to Big Slabs summary of sizes and packaging.				
1620x3240 / 63¾"x127½"					SLK	LUC - SLK						SLK	SLK							

* Disponibile/Availabe: BOOKMATCH COMPOSITION
 * Disponibile/Availabe: VEIN MATCHING COMPOSITION
 * Disponibile/Availabe: LINE

RIASSUNTIVO FORMATI E IMBALLI

Summary of sizes and packaging
 Übersicht über Formate und Verpackungen
 Récapitulatif formats et emballages
 Sinóptico de formatos y embalajes
 规格和包装概述

02 BEIGE/BROWN



WHITE CRYSTAL CP 05 **ONYKS** JW 15 **ROYAL** JW 03 **LIBECCIO ANTICO** WA 02 **ONICE BROWN** WA 03 **EMPERADOR SELECTED** JW 05

± 6 mm					
1600x3200 / 63"x126"		LUC SQ			
1600x1600 / 63"x63"		LUC SQ			
1200x2780 / 48"x110"	LUC SQ	LUC SQ	LUC SQ	LUC SQ	LUC SQ
600x1200 / 24"x48"					

± 9 mm					
1200x2400 / 48"x96"	LUC SQ	LUC SQ	LUC SQ		
1200x1200 / 48"x48"	LUC SQ	LUC SQ	LUC SQ		
600x1200 / 24"x48"	LUC SQ				
800x1600 / 31½"x63"	LUC SQ				
800x800 / 31½"x31½"	LUC SQ				
600x1197 / 24"x48"		LUC SQ - NAT SQ	LUC SQ		
600x600 / 24"x24"		LUC SQ - NAT SQ	LUC SQ		LUC SQ
150x600 / 6"x24"		LUC SQ - NAT SQ	LUC SQ		LUC SQ

± 12 mm					
1620x3240 / 63¾"x127½"		SLK		LUC - SLK	SLK

* Disponibile/Availabe: **BOOKMATCH COMPOSITION**
 * Disponibile/Availabe: **VEIN MATCHING COMPOSITION**

I **MARMI** di **MIRAGE**

03 GREY

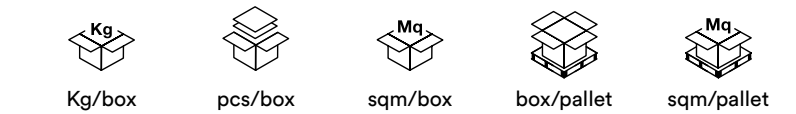


RAYMI JW 16 **MYSTIC GREY** CP 06 **TUNDRA LITE** JL 05 **PIETRA GREY** JL 06

Kg/box					pcs/box					sqm/box					box/pallet					sqm/pallet																													
LUC SQ										LUC SQ										LUC SQ										LUC SQ										LUC SQ									
LUC SQ - NAT SQ										LUC SQ										LUC SQ - SP SQ										LUC SQ - SP SQ										LUC SQ - SP SQ									
PRL SQ										PRL SQ										PRL SQ										PRL SQ										PRL SQ									
30,78	3	2,16	25	54,00	Si prega di fare riferimento ai riepilogativi formati e imballi Big Slabs. Please refer to Big Slabs summary of sizes and packaging.																																												

Kg/box					pcs/box					sqm/box					box/pallet					sqm/pallet																													
LUC SQ										LUC SQ										LUC SQ										LUC SQ										LUC SQ									
LUC SQ - NAT SQ										LUC SQ										LUC SQ										LUC SQ										LUC SQ									
LUC SQ - NAT SQ										LUC SQ										LUC SQ - SP SQ										LUC SQ - SP SQ										LUC SQ - SP SQ									
LUC SQ - NAT SQ										LUC SQ										LUC SQ										LUC SQ										LUC SQ									
LUC SQ - NAT SQ										LUC SQ										LUC SQ - SP SQ										LUC SQ - SP SQ										LUC SQ - SP SQ									
61,56	2	2,88	20	57,60	Si prega di fare riferimento ai riepilogativi formati e imballi Big Slabs. Please refer to Big Slabs summary of sizes and packaging.																																												
30,30	2	1,44	35	50,40	Si prega di fare riferimento ai riepilogativi formati e imballi Big Slabs. Please refer to Big Slabs summary of sizes and packaging.																																												
55,12	2	2,56	16	40,96	Si prega di fare riferimento ai riepilogativi formati e imballi Big Slabs. Please refer to Big Slabs summary of sizes and packaging.																																												
27,36	2	1,28	48	61,44	Si prega di fare riferimento ai riepilogativi formati e imballi Big Slabs. Please refer to Big Slabs summary of sizes and packaging.																																												
29,14	2	1,436	35	50,26	Si prega di fare riferimento ai riepilogativi formati e imballi Big Slabs. Please refer to Big Slabs summary of sizes and packaging.																																												
22,00	3	1,08	40	43,20	Si prega di fare riferimento ai riepilogativi formati e imballi Big Slabs. Please refer to Big Slabs summary of sizes and packaging.																																												
25,26	14	1,26	40	50,40	Si prega di fare riferimento ai riepilogativi formati e imballi Big Slabs. Please refer to Big Slabs summary of sizes and packaging.																																												

Kg/box					pcs/box					sqm/box					box/pallet					sqm/pallet																													
LUC SQ - NAT SQ										LUC SQ										LUC SQ										LUC SQ										LUC SQ									



Si prega di fare riferimento ai riepilogativi formati e imballi Big Slabs. Please refer to Big Slabs summary of sizes and packaging.


Si prega di fare riferimento ai riepilogativi formati e imballi Big Slabs. Please refer to Big Slabs summary of sizes and packaging.

Si prega di fare riferimento ai riepilogativi formati e imballi Big Slabs. Please refer to Big Slabs summary of sizes and packaging.

RIASSUNTIVO FORMATI E IMBALLI

Summary of sizes and packaging
 Übersicht über Formate und Verpackungen
 Récapitulatif formats et emballages
 Sinóptico de formatos y embalajes
 规格和包装概述

04 COLORS



VERDE ALPI JL 07	FOUR SEASONS WA 13	AMAZONITE CP 07	GALWAY GREEN WA 12	SIBERIAN MALACHITE WA 11	AZUL PURO WA 04	LABRADORITE WA 05	AGATA BLUE WA 08	AGATA MULTICOLOR WA 09
----------------------------	------------------------------	---------------------------	------------------------------	------------------------------------	---------------------------	-----------------------------	----------------------------	----------------------------------

± 6 mm									
1600x3200 / 63"x126"									
1600x1600 / 63"x63"									
1200x2780 / 48"x110"	LUC SQ	LUC SQ	LUC SQ	LUC SQ	LUC SQ	LUC SQ	LUC SQ	LUC SQ	LUC SQ
600x1200 / 24"x48"	PRL SQ								

± 9 mm									
1200x2400 / 48"x96"			LUC SQ						
1200x1200 / 48"x48"			LUC SQ						
600x1200 / 24"x48"	LUC SQ - SP SQ		LUC SQ						
800x1600 / 31½"x63"	LUC SQ		LUC SQ						
800x800 / 31½"x31½"	LUC SQ		LUC SQ						
600x1197 / 24"x48"									
600x600 / 24"x24"									
150x600 / 6"x24"									

± 12 mm									
1620x3240 / 63¾"x127½"									SLK

* Disponibile/Avilabe: **BOOKMATCH COMPOSITION**
 * Disponibile/Avilabe: **VEIN MATCHING COMPOSITION - 5 SLABS**

05 BLACK

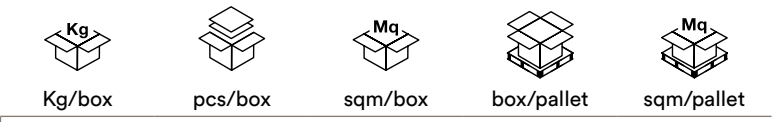


DARK COSMO WA 06	SAINT LAURENT WA 07	BLACK GOLD JW 11	MOONLESS JW 17	AGATA BLACK WA 10
----------------------------	-------------------------------	----------------------------	--------------------------	-----------------------------

			LUC SQ	
			LUC SQ	
LUC SQ	LUC SQ	LUC SQ	LUC SQ	LUC SQ

± 9 mm				
			LUC SQ	
			LUC SQ	
			LUC SQ	
			LUC SQ	
			LUC SQ	
			LUC SQ	
			LUC SQ	
			LUC SQ	

± 12 mm				
			SLK	



Kg/box	pcs/box	sqm/box	box/pallet	sqm/pallet
Si prega di fare riferimento ai riepilogativi formati e imballi Big Slabs. Please refer to Big Slabs summary of sizes and packaging.				
30,78	3	2,16	25	54,00

Kg/box	pcs/box	sqm/box	box/pallet	sqm/pallet
Si prega di fare riferimento ai riepilogativi formati e imballi Big Slabs. Please refer to Big Slabs summary of sizes and packaging.				
61,56	2	2,88	20	57,60
30,30	2	1,44	35	50,40
55,12	2	2,56	16	40,96
27,36	2	1,28	48	61,44
29,14	2	1,436	35	50,26
22,00	3	1,08	40	43,20
25,26	14	1,26	40	50,40

Kg/box	pcs/box	sqm/box	box/pallet	sqm/pallet
Si prega di fare riferimento ai riepilogativi formati e imballi Big Slabs. Please refer to Big Slabs summary of sizes and packaging.				

RIASSUNTIVO FORMATI E IMBALLI

Summary of sizes and packaging

Übersicht über Formate und Verpackungen

Récapitulatif formats et emballages

Sinóptico de formatos y embalajes

规格和包装概述

BIG SIZES - 1200x1200 / 1200x2400

								
Imballo Packaging	Cassa 1200x2400: Ingombro: 268x135,6x35,8 cm Peso: 82 kg Crate 1200x2400: Overall dimensions: 268x135,6x35,8 cm Weight: 82 kg	Pallet + parietali 1200x1200: Ingombro: 143x123x63 cm Peso: 53 kg Pallet + sides 1200x1200: Overall dimensions: 143x123x63 cm Weight: 53 kg	Cavalletto da 36 lastre Ingombro: 250x75x159 cm Peso: 155 kg Stand containing 36 slabs Overall dimensions: 250x75x159 cm Weight: 155 kg	Cavalletto da 20 scatole Ingombro: 75x130x158 cm Peso: 60 kg Stand containing 20 boxes Overall dimensions: 75x130x158 cm Weight: 60 kg				
Formato - Dimension	1200x2400x9	1200x2400x20	1200x1200x9	1200x1200x20	1200x2400x9	1200x2400x20	1200x1200x9	1200x1200x20

Kg pezzo - Kg piece	58	134	29	67	58	134	29	67
Pezzi - Pieces	18	8	40	20	36	18	40	18
Scatole - Boxes	-	-	20	20	-	-	20	20
Mq - Sqm	51,84	23,04	57,60	28,80	103,68	46,08	46,08	28,80
Kg - Kg	1126	1156	1223	1403	2243	2302	970	1410
Tipo imballo Type of packaging	-	-	Scatola Box	-	-	-	Scatola Box	-
Note Notes	Carico su camion: - sovrapposibilità max. su camion n.5 casse; - max. 20 casse su camion (5 spazi) compatibilmente con i limiti di peso totale; - possibilità di affiancare a ciascuna pila nr. 2 europallett; Loading on truck: - stacks of no more than 5 crates; - max. 20 crates per truck (5 spaces) in accordance with the total weight limits; - possibility to place 2 europallets adjacent to each stack;	Carico su camion: - sovrapposibilità max. su camion n.3 casse (si consiglia n.2 casse); - max. 24 casse su camion (8 spazi) compatibilmente con i limiti di peso totale; Loading on truck: - stacks of no more than 3 crates (we recommend only 2); - max. 24 crates per truck (8 spaces) in accordance with the total weight limits;	Carico su camion: - max. 15 cavalletti su camion (15 spazi) compatibilmente con i limiti di peso totale; Loading on truck: - max. 15 stands per truck (15 spaces) in accordance with the total weight limits;	Carico su camion: - max. 30 cavalletti su camion (30 spazi) compatibilmente con i limiti di peso totale; Loading on truck: - max. 30 stands per truck (30 spaces) in accordance with the total weight limits;	Carico su camion: - max. 15 cavalletti su camion (15 spazi) compatibilmente con i limiti di peso totale; Loading on truck: - max. 15 stands per truck (15 spaces) in accordance with the total weight limits;	Carico su camion: - max. 30 cavalletti su camion (30 spazi) compatibilmente con i limiti di peso totale; Loading on truck: - max. 30 stands per truck (30 spaces) in accordance with the total weight limits;	Carico su camion: - max. 12 cavalletti su camion (12 spazi) compatibilmente con i limiti di peso totale; Loading on truck: - max. 12 stands per truck (12 spaces) in accordance with the total weight limits;	Carico su camion: - max. 12 cavalletti su camion (12 spazi) compatibilmente con i limiti di peso totale; Loading on truck: - max. 12 stands per truck (12 spaces) in accordance with the total weight limits;

BIG SIZES - 1200x2780

				
Imballo Packaging	Cassa 1200x2780: Ingombro: 291,6x144,5x33,8 cm Peso: 88 kg Crate 1200x2400: Overall dimensions: 291,6x144,5x33,8 cm Weight: 88 kg	Cassa Leggera 1200x2780: Ingombro: 290x145x24 cm Crate Light 1200x2780: Overall dimensions: 290x145x24 cm	Cavalletto da 42 lastre Ingombro: 290x75x159 cm Peso: 120 kg Stand containing 42 slabs Overall dimensions: 290x75x159 cm Weight: 120 kg	
Formato - Dimension	1200x2780x6	1200x2780x6 Kit Vein Matching only	1200x2780x6	1200x2780x6

Kg pezzo - Kg piece	50	50	50	50
Pezzi - Pieces	18	5 MAX	7	42
Scatole - Boxes	-	-	-	-
Mq - Sqm	60,05	-	23,35	140,11
Kg - Kg	892,08	-	350	2220
Tipo imballo Type of packaging	-	-	-	-
Note Notes	Carico su camion: - sovrapposibilità max. su camion n.5 casse; - max. 20 casse su camion (5 spazi) compatibilmente con i limiti di peso totale; - possibilità di affiancare a ciascuna pila nr. 2 europallett; Loading on truck: - stacks of no more than 5 crates; - max. 20 crates per truck (5 spaces) in accordance with the total weight limits; - possibility to place 2 europallets adjacent to each stack;	Carico su camion: - max. 12 cavalletti su camion (12 spazi) compatibilmente con i limiti di peso totale; Loading on truck: - max. 12 stands per truck (12 spaces) in accordance with the total weight limits;	Carico su camion: - max. 12 cavalletti su camion (12 spazi) compatibilmente con i limiti di peso totale; Loading on truck: - max. 12 stands per truck (12 spaces) in accordance with the total weight limits;	Carico su camion: - max. 12 cavalletti su camion (12 spazi) compatibilmente con i limiti di peso totale; Loading on truck: - max. 12 stands per truck (12 spaces) in accordance with the total weight limits;

RIASSUNTIVO FORMATI E IMBALLI

Summary of sizes and packaging

Übersicht über Formate und Verpackungen

Récapitulatif formats et emballages

Sinóptico de formatos y embalajes

规格和包装概述

BIG SIZES - 1600x1600 / 1600x3200 / 1620x3240

Imballo Packaging	Cassa 1600x1600 Crate 1600x1600	Cassa 1600x3200 Crate 1600x3200	Cassa 1600x3200 Crate 1600x3200	Cavalletto da 48 lastre TIPO 2* Stand containing 48 slabs TYPE 2*	Cavalletto da 42 lastre TIPO 2* Stand containing 42 slabs TYPE 2*	Cavalletto da 22 lastre TIPO 2* Stand containing 22 slabs TYPE 2*	Cavalletto da 42 lastre Stand containing 42 slabs	Cavalletto da 22 lastre Stand containing 22 slabs
Formato - Dimension	1600x1600x6	1600x3200x6	1600x3200x12	1600x1600x6	1600x3200x6	1600x3200x12	1600x3200x6	1600x3200x12

Ingombro Overall dimensions	183x174x41 cm	344x175x37 cm	344x175x37 cm	170x75x200 cm	330x75x200 cm	330x75x200 cm	335x75x195 cm	330x75x200 cm	
Peso - Weight	91 kg	139 kg	139 kg	103 kg	206 kg	206 kg	176 kg	176 kg	
Kg pezzo - Kg piece	38	76	148	38	76	148	76	148	
Pezzi - Pieces	24	14	8	48	42	22	42	22	
Scatole - Boxes	-	-	-	-	-	-	-	-	
Mq - Sqm	61,44	71,68	40,96	122,88	215,04	112,64	215,04	112,64	
Kg - Kg	1003	1203	1323	1927	3389	3462	3333	3432	
Tipo imballo Type of packaging	-	-	-	-	-	-	-	-	
Note Notes	Carico su camion: - sovrapposibilità max. su camion n.4 casse; - max. 28 casse su camion (7 spazi) compatibilmente con i limiti di peso totale; Loading on truck: - stacks of no more than 4 crates; - max. 28 crates per truck (7 spaces) in accordance with the total weight limits;	Carico su camion: - sovrapposibilità max. su camion n.5 casse; - max. 15 casse su camion (3 spazi) compatibilmente con i limiti di peso totale; - possibilità di affiancare a ciascuna pila nr. 2 spazi pallet tipo 63 cm x 123 cm ; Loading on truck: - stacks of no more than 5 crates; - max. 15 crates per truck (3 spaces) in accordance with the total weight limits; - possibility to place 2 pallets (type 63 cm x 123 cm) adjacent to each stack;	Carico su camion: - sovrapposibilità max. su camion n.5 casse; - max. 15 casse su camion (3 spazi) compatibilmente con i limiti di peso totale; - possibilità di affiancare a ciascuna pila nr. 2 spazi pallet tipo 63 cm x 123 cm ; Loading on truck: - stacks of no more than 5 crates; - max. 15 crates per truck (3 spaces) in accordance with the total weight limits; - possibility to place 2 pallets (type 63 cm x 123 cm) adjacent to each stack;	Carico su camion: - max. 21 cavalletti su camion (21 spazi) compatibilmente con i limiti di peso totale; Loading on truck: - max. 21 stands per truck (21 spaces) in accordance with the total weight limits;	Carico su camion: - max. 9 cavalletti su camion (9 spazi) compatibilmente con i limiti di peso totale; Loading on truck: - max. 9 stands per truck (9 spaces) in accordance with the total weight limits;	Carico su camion: - max. 9 cavalletti su camion (9 spazi) compatibilmente con i limiti di peso totale; Loading on truck: - max. 9 stands per truck (9 spaces) in accordance with the total weight limits;	Carico su camion: - max. 9 cavalletti su camion (9 spazi) compatibilmente con i limiti di peso totale; Loading on truck: - max. 9 stands per truck (9 spaces) in accordance with the total weight limits;	Carico su camion: - max. 9 cavalletti su camion (9 spazi) compatibilmente con i limiti di peso totale; Loading on truck: - max. 9 stands per truck (9 spaces) in accordance with the total weight limits;	Carico su camion: - max. 9 cavalletti su camion (9 spazi) compatibilmente con i limiti di peso totale; Loading on truck: - max. 9 stands per truck (9 spaces) in accordance with the total weight limits;

BIG SIZES - 1200x1200 / 1200x2400 / 1200x2780 / 1600x1600 / 1600x3200 / 1620x3240



CONTAINER 20 PIEDI
20' CONTAINER - 5,90 x 2,32 x 2,35(h) m

Full 1200x2400	nr. 11 casse/crates 1200x2400 + 2 cavalletti/stands 1200x2400
Full 1200x1200	nr. 16 casse/crates 1200x1200x9 + 5 cavalletti/stands 1200x1200x9
Full 1200x1200	nr. 12 casse/crates 1200x1200x20 + 5 cavalletti/stands 1200x1200x20
Full 1200x2780	nr. 6 cavalletti/stands 1200x2780
Full 1200x2780	nr. 11 casse/crates 1200x2780 + 2 cavalletti/stands 1200x2780
Full 1600x3200	nr. 6 casse/crates 1600x3200 (+ 4 spazi/spaces 80 cm x 120 cm)
Full 1600x3200	nr. 3 cavalletti tipo 2/stands type 2 1600x3200 (+ 4 spazi/spaces 80 cm x 120 cm)
Full 1600x1600	nr. 15 casse/crates 1600x1600
Full 1600x1600	nr. 9 cavalletti tipo 2/stands type 2 1600x1600



CONTAINER 40 PIEDI
40' CONTAINER - 11,90 x 2,32 x 2,35(h) m

Full 1200x2400	nr. 12 cavalletti/stands 1200x2400
Full 1200x2400	nr. 21 casse/crates 1200x2400 + 4 cavalletti/stands 1200x2400
Full 1200x1200	nr. 24 casse/crates 1200x1200x9
Full 1200x1200	nr. 24 casse/crates 1200x1200x20
Full 1200x2780	nr. 12 cavalletti/stands 1200x2780
Full 1200x2780	nr. 21 casse/crates 1200x2780 + 4 cavalletti/stands 1200x2780
Full 1600x3200	nr. 16 casse/crates 1600x3200
Full 1600x3200	nr. 9 cavalletti tipo 2/stands type 2 1600x3200
Full 1600x1600	nr. 24 casse/crates 1600x1600
Full 1600x1600	nr. 19 cavalletti tipo 2/stands type 2 1600x1600



CAMION, PESO MASSIMO CARICABILE
TRUCK, MAXIMUM LOADABLE WEIGHT - 30 TON.

Full 1200x2400	nr. 20 casse/crates 1200x2400
Full 1200x1200	nr. 24 casse/crates 1200x1200
Full 1200x2780	nr. 20 casse/crates 1200x2780
Full 1600x3200	nr. 15 casse/crates 1600x3200
Full 1600x3200	nr. 9 cavalletti tipo 2/stands type 2 1600x3200
Full 1600x1600	nr. 27 casse/crates 1600x1600
Full 1600x1600	nr. 19 cavalletti tipo 2/stands type 2 1600x1600

Il calcolo deve tenere conto del peso (in modo da non eccedere i limiti di portata). - The quantities loaded must take into account the weight (in order not to exceed the maximum weight limits).

GRES PORCELLANATO MIRAGE®

Mirage® porcelain stoneware
















Mirage®-Feinsteinzeug

Grès cérame Mirage®

Gres porcelánico Mirage®

Mirage® 炆瓷砖

STANDARD EN 14411 - G

	CARATTERISTICHE TECNICHE TECHNICAL DATA TECHNISCHE DATEN CARACTERISTIQUES TECHNIQUES CARACTERISTICAS TECNICAS 技术特征	NORMA STANDARD NORM NORME NORMA 标准	VALORI PRESCRITTI DALLE NORME EN 14411 - G INTERNATIONAL STANDARDS EN 14411 - G INTERNATIONALE NORMWERTE EN 14411 - G VALEURS PREVUES PAR LES NORMES EN 14411 - G VALORES PREVISTOS POR LAS NORMAS EN 14411 - G EN 14411 - G标准规定值	*VALORE MEDIO MIRAGE MIRAGE AVERAGE VALUE MIRAGE MITTELWERT VALEURS MOYEN MIRAGE VALOR MEDIO MIRAGE MIRAGE平均值
	CARATTERISTICHE DIMENSIONALI - SIZE CHARACTERISTICS MASSEIGENSCHAFTEN DETERMINATION DES CARACTERISTIQUES DIMENSIONELLES - CARACTERISTICAS DIMENSIONALES - 尺寸特征			
	LATI SIDES - SEITEN COTES - CANTOS 侧边	EN ISO 10545-2	± 0,3% MAX (± 1,0 mm MAX)	CONFORME COMPLYING
	SPESORE THICKNESS - DICKE EPAISSEUR - ESPESOR 厚度	EN ISO 10545-2	± 5,0% MAX (± 0,5 mm MAX)	CONFORME COMPLYING
	RETTILINEITÀ DEGLI SPIGOLI STRAIGHTNESS OF SIDES - GERADLINIGKEIT DER KANTEN RECTITUDE DES ARETES - RECTITUD DE LOS CANTOS 边角平直度	EN ISO 10545-2	± 0,3% MAX (± 0,8 mm MAX)	CONFORME COMPLYING
	ORTOGONALITÀ RECTANGULARITY - RECHTWINKLIGKEIT PERPENDICULARITÉ - ORTOGONALIDAD 直角度	EN ISO 10545-2	± 0,3% MAX (± 1,5 mm MAX)	CONFORME COMPLYING
	PLANARITÀ SURFACE FLATNESS - EBENFLÄCHIGKEIT PLANEITE DE SURFACE - PLANEIDAD 平整度	EN ISO 10545-2	± 0,4% MAX (± 1,8 mm MAX)	CONFORME COMPLYING
	ASSORBIMENTO D'ACQUA WATER ABSORPTION - WASSERAUFNAHME ABSORPTION D'EAU - ABSORCIÓN DE AGUA 吸水率	EN ISO 10545-3	≤ 0,5%	≤ 0,1%
	RESISTENZA ALLA FLESSIONE FLEXION RESISTANCE - BIEGEFESTIGKEIT RESISTANCE A LA FLEXION - RESISTENCIA A LA FLEXIÓN 抗弯强度	EN ISO 10545-4	S ≥ 700 N (< 7,5 mm) S ≥ 1.300 N (> 7,5 mm) R ≥ 35 N/mm ² .	± 6 mm: S ≥ 1100 N R ≥ 48 N/mm ² ± 9 mm: S ≥ 2.400 N R ≥ 48 N/mm ² ± 12 mm: S ≥ 4.000 N R ≥ 48 N/mm ² ± 20 mm: S ≥ 12.500 N R ≥ 48 N/mm ²
	RESISTENZA ALL'URTO IMPACT RESISTANCE - STOSSEFESTIGKEIT RESISTANCE AUX CHOCS - RESISTENCIA A LOS GOLPES 抗冲击强度	EN ISO 10545-5	VALORE DICHIARATO DECLARED VALUE	> 0,80
	RESISTENZA ALL'ABRASIONE ABRASION RESISTANCE - ABRIEFESTIGKEIT RESISTANCE A L'ABRASION - RESISTENCIA A LA ABRASIÓN 耐磨强度	EN ISO 10545-6	≤ 175 mm ³	< 150 mm ³
	COEFFICIENTE DI DILATAZIONE TERMICA LINEARE COEFFICIENT OF LINEAR THERMAL-EXPANSION - LINEARER WÄRMEAUSSDEHNUNGSKOEFFIZIENT COEFFICIENT DE DILATATION THERMIQUE LINEAIRE - COEFICIENTE DE DILATACIÓN TÉRMICA LINEAL 线性热膨胀系数	EN ISO 10545-8	—	α=6,5x10 ⁻⁶ °C ⁻¹
	RESISTENZA AGLI SBALZI TERMICI RESISTANCE TO THERMAL SHOCKS - BESTÄNDIGKEIT GEGEN TEMPERATURSCHWANKUNGEN RESISTANCE AUX CHOCS THERMIQUES - RESISTENCIA A LOS CHOQUES TÉRMICOS 耐热突变性	EN ISO 10545-9	TEST SUPERATO SECONDO EN ISO 10545-1 PASS ACCORDING EN ISO 10545-1	NESSUN DANNO NO DAMAGE
	RESISTENZA AL GELO FROST RESISTANCE - FROSTBESTÄNDIGKEIT RESISTANCE AU GEL - RESISTENCIA AL HIELO 耐冻性	EN ISO 10545-12	TEST SUPERATO SECONDO EN ISO 10545-1 PASS ACCORDING EN ISO 10545-1	NESSUN DANNO NO DAMAGE
	RESISTENZA ALL'ATTACCO CHIMICO RESISTANCE TO CHEMICALS - CHEMIKALIENBESTÄNDIGKEIT RESISTANCE A L'ATTAQUE CHIMIQUE - RESISTENCIA QUÍMICA 耐化学品作用	EN ISO 10545-13	B MIN.	A LA HA
	RESISTENZA ALLE MACCHIE RESISTANCE TO STAINS - FLECKENBESTÄNDIGKEIT RESISTANCE AUX TACHES - RESISTENCIA A LAS MANCHAS 防污性	EN ISO 10545-14	VALORE DICHIARATO DECLARED VALUE	5
	CESSIONE DI PIOMBO E CADMIO LEAD AND CADMIUM DISCHARGE - ABGABE VON BLEI UND CADMIUM PERTE DE PLOMB ET CADMIUM - CESIÓN DE PLOMO Y CADMIO 铅和镉的排放	EN ISO 10545-15	VALORE DICHIARATO DECLARED VALUE	< AL LIMITE DI RILEVAMENTO < THAN INSTRUMENT LIMIT

Per i certificati specifici, contattare Mirage SpA

For specific certificates, please contact Mirage SPA

Für die speziellen Zertifikate wenden Sie sich bitte an Mirage SpA

Pour les certificats spécifiques, veuillez contacter Mirage SPA

Para los certificados específicos, contactar Mirage SPA


关于具体的证书，请联系Mirage SPA公司

MIRAGE[®]
INSPIRING BETTER LIVING

Mirage Granito Ceramico S.p.a.

Uffici e Stabilimento

41026 - Pavullo (MO) ITALY
Via Giardini Nord, 225
Tel. +39 0536 29611
Fax +39 0536 21065
www.mirage.it



Ceramics of Italy



Mirage.it



Mirageit